



MALAYSIA

ISSN 0127-0431



9 770127 045000 >

PERANGKAAN PERDAGANGAN LUAR NEGERI SARAWAK

SARAWAK EXTERNAL TRADE STATISTICS



2021

JABATAN PERANGKAAN MALAYSIA, SARAWAK
DEPARTMENT OF STATISTICS MALAYSIA, SARAWAK



MALAYSIA

PERANGKAAAN PERDAGANGAN LUAR NEGERI SARAWAK SARAWAK EXTERNAL TRADE STATISTICS

2021

Pemakluman/ Announcement:

Banci Penduduk dan Perumahan Malaysia 2020 (Banci Malaysia 2020) secara atas talian (e-Census) sedang dilaksanakan di seluruh negara sehingga liputan penuh dapat dicapai. Semua penduduk Malaysia diseru untuk memberikan kerjasama dalam menjayakan Banci Malaysia 2020 bagi memastikan tiada yang ketinggalan kerana data anda masa depan kita.

Sila layari portal Banci Malaysia 2020 di www.mycensus.gov.my atau media sosial @MyCensus2020 untuk maklumat lanjut.

The Malaysia Population and Housing Census 2020 (Malaysia Census 2020) via online (e-Census) is being conducted nationwide until full coverage has been accomplished. All Malaysian residents are urged to cooperate in realising the success of Malaysia Census 2020 to ensure that no one left behind as your data is our future.

Please visit the Malaysia Census 2020 portal at www.mycensus.gov.my or social media @MyCensus2020 for more info.

Dimaklumkan bahawa Kerajaan Malaysia telah mengisytiharkan Hari Statistik Negara (MyStats Day) pada 20 Oktober setiap tahun.

Tema sambutan MyStats Day adalah
"Connecting the world with data we can trust"

Please be informed that the Government of Malaysia has declared National Statistics Day (MyStats Day) on October 20 each year.

*MyStats Day theme is
"Connecting the world with data we can trust"*

Diterbitkan dan dicetak oleh/ *Published and printed by:*

Jabatan Perangkaan Malaysia, Sarawak

Department of Statistics Malaysia, Sarawak

Tingkat 5, 7, 8 & 9, Bangunan Tun Datuk Patinggi Tuanku Haji Bujang,

Jalan Simpang Tiga, 93514 Kuching,

SARAWAK

Tel. : 082-240 288/ 240 287
Faks/ Fax : 082-242 609
Portal : <https://www.dosm.gov.my>
Facebook/ Twitter/ Instagram : StatsMalaysia
Emel/ Email : info@dosm.gov.my (pertanyaan umum/ *general enquiries*)
data@dosm.gov.my (pertanyaan & permintaan data/
data request & enquiries)

Harga/ Price : RM50.00

Diterbitkan pada Ogos 2021/ *Published on August 2021*

Hakcipta terpelihara/ All rights reserved.

Tiada bahagian daripada terbitan ini boleh diterbitkan semula, disimpan untuk pengeluaran atau ditukar dalam apa-apa bentuk atau alat apa jua pun kecuali setelah mendapat kebenaran daripada Jabatan Perangkaan Malaysia.

Pengguna yang mengeluarkan sebarang maklumat dari terbitan ini sama ada yang asal atau diolah semula hendaklah meletakkan kenyataan berikut:

“Sumber: Jabatan Perangkaan Malaysia”.

No part of this publication may be reproduced or distributed in any form or by any means or stored in data base without the prior written permission from Department of Statistics, Malaysia.

Users reproducing content of this publication with or without adaptation should quote the following:

“Source: Department of Statistics, Malaysia.”

ISSN 0127 - 0451

KATA PENGANTAR

Penerbitan ini membentangkan perangkaan Perdagangan Luar Negeri Sarawak bagi tahun rujukan 2020. Objektif utamanya adalah untuk memaparkan perangkaan Perdagangan Luar Negeri antara Sarawak dengan rakan dagangan mengikut klasifikasi komoditi yang terperinci.

Bahagian pertama penerbitan ini menerangkan ringkasan perangkaan Perdagangan Luar Negeri Sarawak. Bahagian kedua memaparkan jadual-jadual perangkaan terpilih seperti eksport dan import mengikut *Standard International Trade Classification* (SITC); negara asal, negara akhir yang dituju dan kawasan geografi; serta barangan utama/ terpilih bagi membolehkan pengguna membuat analisis. Aspek teknikal seperti nota keterangan, senarai negara mengikut susunan abjad dan singkatan kepada huruf ringkas turut disediakan pada bahagian ketiga penerbitan ini.

Jabatan Perangkaan Malaysia, Sarawak merakamkan setinggi-tinggi penghargaan atas kerjasama yang diberikan oleh semua pihak dalam merealisasikan penerbitan ini terutamanya Jabatan Kastam Diraja Malaysia. Setiap maklum balas dan cadangan ke arah penambahbaikan penerbitan ini pada masa hadapan amatlah dihargai.

DATO' SRI DR. MOHD UZIR MAHIDIN
Ketua Perangkawan Malaysia

Ogos 2021

PREFACE

This publication presents statistics on Sarawak External Trade for reference year 2020. The main objective of the report is to publish statistics on external merchandise trade between Sarawak and its trading partners by more detail classification of commodity.

The first part of this publication highlights the summary of findings of Sarawak's external trade statistics. The second part presents the selected statistical tables such as exports and imports by Standard International Trade Classification (SITC); country of origin, country of final destination and geographical area; and selected/ major commodities to facilitate user's analysis. The technical aspects such as explanatory notes, alphabetical list of countries and abbreviations are included in the third part of this report.

The Department of Statistics Malaysia (DOSM), Sarawak gratefully acknowledges the co-operation rendered by all parties in realising this publication especially to The Royal Malaysian Customs Department. Every feedback and suggestions towards improving the future publication is highly appreciated.

DATO' SRI DR. MOHD UZIR MAHIDIN

Chief Statistician, Malaysia

August 2021

KANDUNGAN

CONTENTS



KANDUNGAN

CONTENTS

	Muka Surat <i>Page</i>
Kata Pengantar <i>Preface</i>	i
Bahagian 1 <i>Part 1</i>	
Ringkasan Penemuan <i>Summary of Findings</i>	vii
Bahagian 2 <i>Part 2</i>	
Jadual <i>Tables</i>	
1 Eksport, Eksport Domestik, Import, Jumlah Perdagangan dan Imbangan Perdagangan <i>Exports, Domestic Exports, Imports, Total Trade and Balance of Trade</i>	1
2 Import dan Eksport mengikut Seksyen Barangan <i>Imports and Exports by Commodity Sections</i>	2
3 Import dan Eksport mengikut Bahagian Barangan <i>Imports and Exports by Commodity Divisions</i>	3
4 Import dan Eksport mengikut Kumpulan Barangan <i>Imports and Exports by Commodity Groups</i>	5
5 Import dan Eksport mengikut Negara Asal dan Yang Dituju <i>Imports and Exports by Country of Origin and Destination</i>	11
6 Import mengikut Kumpulan Negara dan Seksyen Barangan <i>Imports by Country Groupings and Commodity Sections</i>	16
7 Eksport mengikut Kumpulan Negara dan Seksyen Barangan <i>Exports by Country Groupings and Commodity Sections</i>	17
8 Import mengikut Negara Asal dan Seksyen Barangan <i>Imports by Country of Origin and Commodity Sections</i>	18
9 Eksport mengikut Negara Yang Dituju dan Seksyen Barangan <i>Exports by Country of Destination and Commodity Sections</i>	22

10	Eksport Barangan Utama dan Terpilih <i>Exports of Major and Selected Commodities</i>	27
11	Eksport Barangan Utama dan Terpilih - Nilai Unit Purata dan Sumbangan Peratusan <i>Exports of Major and Selected Commodities - Average Unit Value and Percentage Contribution</i>	29
12	Eksport Barangan Utama dan Terpilih mengikut Negara Yang Dituju <i>Exports of Major and Selected Commodities by Country of Destination</i>	32
13	Import Barangan Utama dan Terpilih <i>Imports of Major and Selected Commodities</i>	46
14	Import Barangan Utama dan Terpilih - Nilai Unit Purata dan Sumbangan Peratusan <i>Imports of Major and Selected Commodities - Average Unit Value and Percentage Contribution</i>	50
15	Import Barangan Utama dan Terpilih mengikut Negara Asal <i>Imports of Major and Selected Commodities by Country of Origin</i>	54
16	Import dari Semenanjung Malaysia dan Sabah <i>Imports from Peninsular Malaysia and Sabah</i>	59
17	Eksport ke Semenanjung Malaysia dan Sabah <i>Exports to Peninsular Malaysia and Sabah</i>	60
18	Perdagangan Langsung Luar Negeri dan Perdagangan Dengan dan Melalui Singapura (Import, Eksport dan Imbangan Perdagangan) <i>Direct Foreign Trade and Trade With and Via the Republic of Singapore (Imports, Exports and Balance of Trade)</i>	61
19	Eksport dan Import mengikut Sektor <i>Exports and Imports by Sectors</i>	62
20	Nilai Eksport, Import dan Eksport Semula mengikut Kumpulan, Bahagian dan Seksyen bagi Setiap Negara <i>Value of Exports, Imports and Re-Exports by Groups, Divisions and Sections for Each Country</i>	64
21	Nilai Eksport, Import dan Eksport Semula mengikut Seksyen, Bahagian dan Kumpulan Barangan <i>Value of Exports, Imports and Re-Exports by Sections, Divisions and Groups</i>	240

Bahagian 3*Part 3***Nota Keterangan***Explanatory Notes*

247

Senarai Negara mengikut Susunan Abjad*Alphabetical List of Countries*

261

Singkatan*Abbreviations*

265

Muka surat ini sengaja dibiarkan kosong.
This page is deliberately left blank.

BAHAGIAN 1 RINGKASAN PENEMUAN

PART 1 SUMMARY OF FINDINGS





PERANGKAAAN PERDAGANGAN LUAR NEGERI SARAWAK

2020



Eksport

RM77.2 bilion

▼ 23.3%

Import

RM40.9 bilion

▼ 8.3%

**Jumlah
Perdagangan**

RM118.1 bilion

▼ 18.7%

**Imbangan
Perdagangan**

RM36.3 bilion

▼ 35.1%



1. Gas Asli Cecair



RM28.9 bilion

▼ 31.4%

2. Minyak Kelapa Sawit



RM11.1 bilion

▲ 21.2%

3. Petroleum Mentah



RM7.2 bilion

▼ 44.1%

**EKSPORT
PRODUK UTAMA**

**IMPORT UTAMA
MENGIKUT
SEKSYEN
BARANGAN**

1. Jentera dan Kelengkapan
Pengangkutan



RM13.2 bilion

▼ 6.7%

2. Bahan Kimia



RM6.9 bilion

▲ 1.7%

3. Barang-barang
Keluaran Kilang



RM5.8 bilion

▼ 5.9%

RAKAN DAGANGAN UTAMA

1. Semenanjung Malaysia

Sumbangan: 25.0%

Eksport: RM9.6 bilion (▼ 37.0%)

Import: RM19.9 bilion (▼ 9.6%)



2.

China

Sumbangan: 17.4%

Eksport: RM13.8 bilion (▼ 4.8%)

Import: RM6.7 bilion (▲ 2.0%)




3.

Jepun

Sumbangan: 16.5%

Eksport: RM17.1 bilion (▼ 17.2%)

Import: RM2.3 bilion (▲ 2.6%)





SARAWAK EXTERNAL TRADE STATISTICS

2020

Exports

RM77.2 billion

▼ 23.3%

Imports

RM40.9 billion

▼ 8.3%

Total Trade

RM118.1 billion

▼ 18.7%

Balance of Trade

RM36.3 billion

▼ 35.1%

1. Liquefied Natural Gas



RM28.9 billion

▼ 31.4%

2. Palm Oil



RM11.1 billion

▲ 21.2%

3. Crude Petroleum



RM7.2 billion

▼ 44.1%

EXPORTS OF MAJOR PRODUCTS

IMPORTS BY COMMODITY SECTIONS

1. Machinery and Transport Equipment

RM13.2 billion

▼ 6.7%



2. Chemicals

RM6.9 billion

▲ 1.7%



3. Manufactured Goods

RM5.8 billion

▼ 5.9%



MAJOR TRADING PARTNER

1.

Peninsular Malaysia

Shares: 25.0%

Exports: RM9.6 billion (▼37.0%)

Imports: RM19.9 billion (▼9.6%)



2.

China

Shares: 17.4%

Exports: RM13.8 billion (▼4.8%)

Imports: RM6.7 billion (▲2.0%)



3.

Japan

Shares: 16.5%

Exports: RM17.1 billion (▼17.2%)

Imports: RM2.3 billion (▲2.6%)




PERANGKAAN PERDAGANGAN LUAR NEGERI SARAWAK 2020

FAKTA PENTING

- Eksport Sarawak bernilai RM77.2 bilion pada tahun 2020, menurun 23.3 peratus berbanding RM100.6 bilion pada tahun 2019. Penurunan eksport disebabkan oleh eksport yang lebih rendah bagi gas asli cecair (-RM13.2 bilion), petroleum mentah (-RM5.7 bilion), kapal, bot dan struktur terapung (-RM3.3 bilion), kondensat dan minyak petroleum lain (-RM2.0 bilion) dan ferus aloi (-RM0.9 bilion). Sebaliknya, nilai eksport minyak kelapa sawit meningkat sebanyak RM1.9 bilion, yang disumbangkan oleh pertumbuhan nilai purata seunit (+31.1 peratus).
- Import juga mencatatkan penurunan 8.3 peratus kepada RM40.9 bilion pada tahun 2020 berbanding RM44.6 bilion pada tahun sebelumnya. Penurunan import disebabkan oleh import yang lebih rendah bagi jentera dan kelengkapan pengangkutan (-RM948.3 juta), pelbagai barang keluaran kilang (-RM934.1 juta), bahan api galian, pelincir dan lain-lain (-RM867.6 juta), bahan-bahan mentah tidak boleh dimakan (-RM640.9 juta) dan barang-barang keluaran kilang (-RM358.7 juta).
- Berbanding dengan tahun sebelumnya, penurunan eksport seiring dengan permintaan yang lebih rendah dari Semenanjung Malaysia (-RM5.7 bilion), Taiwan (-RM4.1 bilion), India dan Jepun masing-masing menurun RM3.6 bilion, Sabah (-RM3.3 bilion), Republik Korea (-RM2.0 bilion) dan Thailand (-RM1.1 bilion). Sebaliknya, eksport ke Vietnam meningkat RM1.1 bilion.
- Sementara itu, import yang lebih rendah pada tahun 2020 berbanding tahun 2019 adalah terutamanya dari Semenanjung Malaysia (-RM2.1 bilion) dan Indonesia (-RM0.7 bilion).

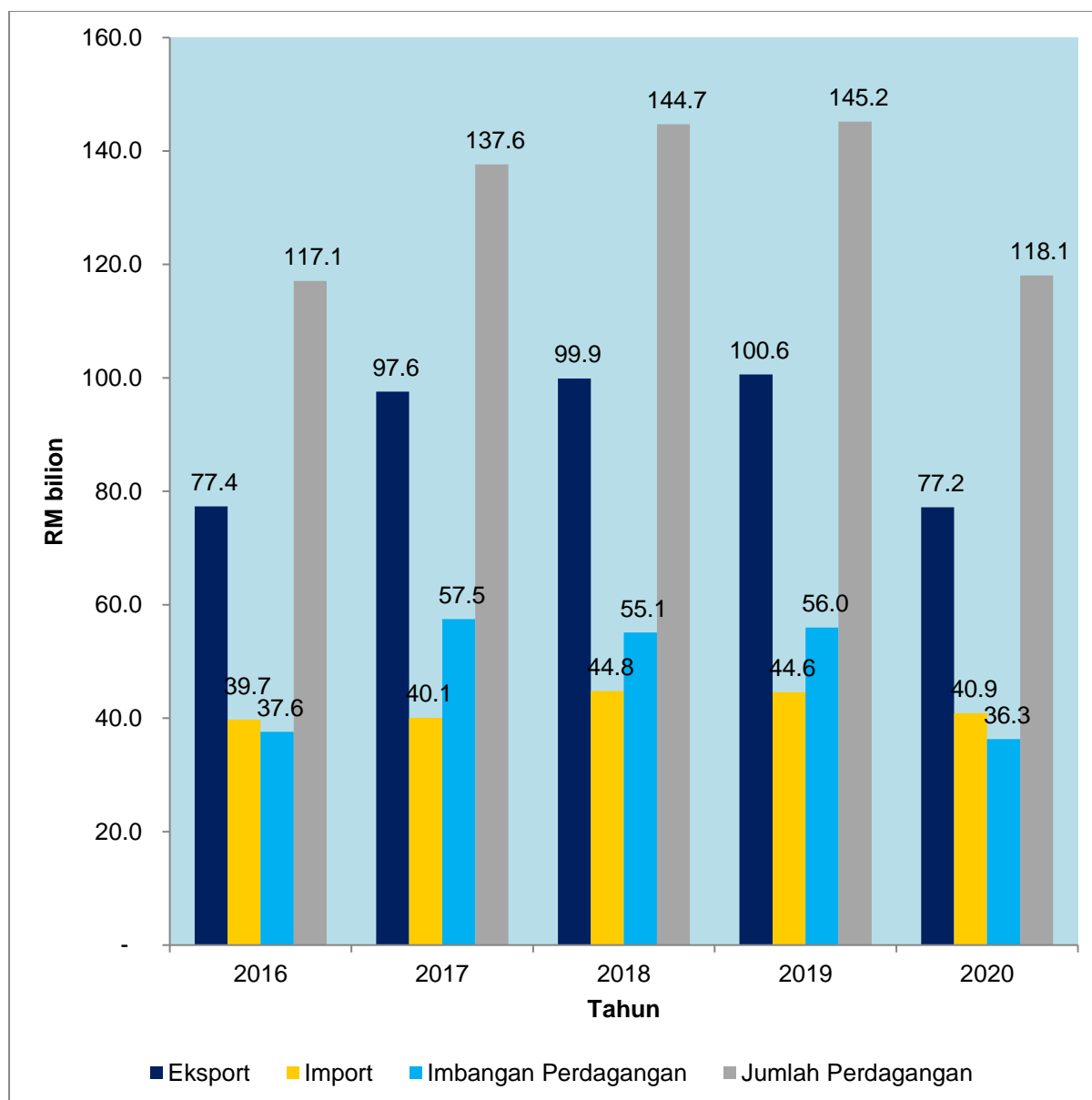
Paparan 1: Perangkaan Perdagangan Luar Negeri Sarawak, 2020



PERDAGANGAN

Sarawak mencatatkan jumlah perdagangan bernilai RM118.1 bilion, menyusut 18.7 peratus atau RM27.1 bilion pada tahun 2020 berbanding RM145.2 bilion pada tahun sebelumnya. Sementara itu, lebih perdagangan menurun 35.1 peratus kepada RM36.3 bilion berbanding RM56.0 bilion pada tahun 2019.

Carta 1: Eksport, Import, Imbangan Perdagangan dan Jumlah Perdagangan, 2016-2020

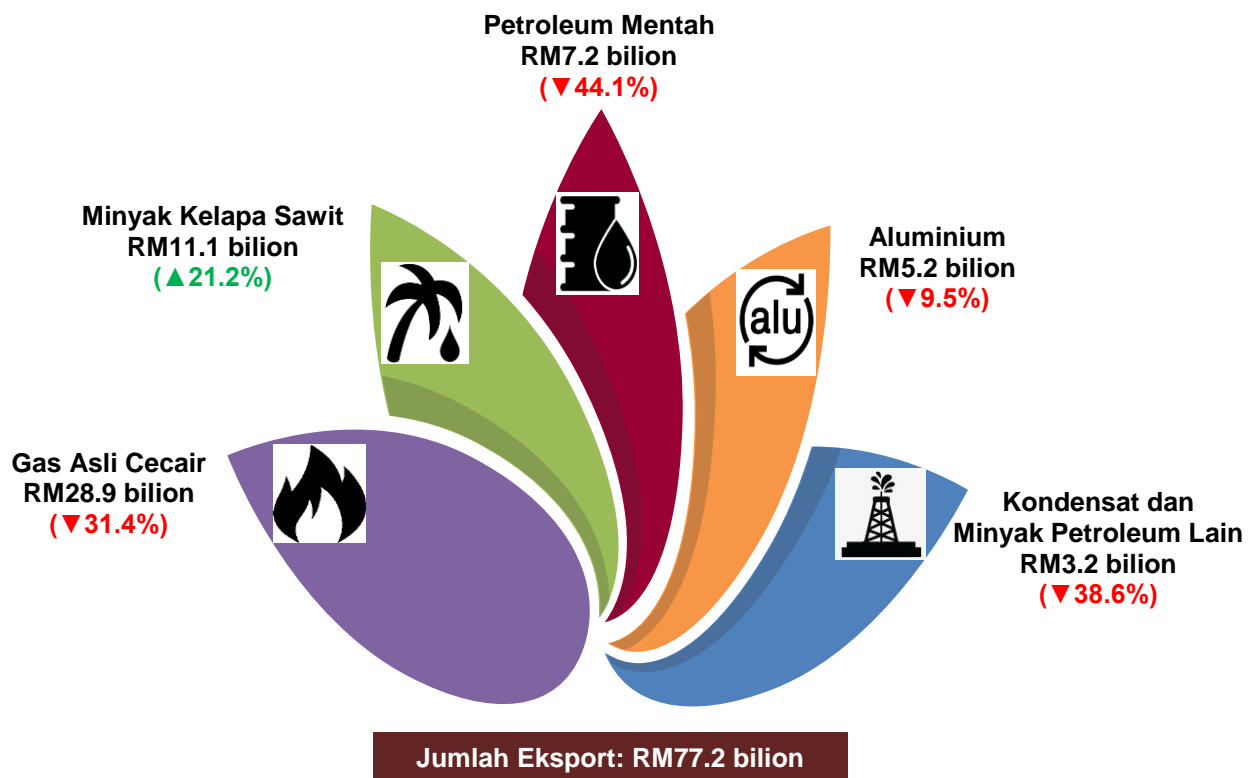


EKSPORT

Eksport pada tahun 2020 merekodkan penurunan sebanyak 23.3 peratus. Nilai eksport menurun daripada RM100.6 bilion pada tahun 2019 kepada RM77.2 bilion pada tahun 2020. **Paparan 2** memaparkan lima eksport tertinggi bagi barangan utama dan terpilih Sarawak. Kesemua barangan telah menunjukkan penurunan kecuali minyak kelapa sawit.

- Gas asli cecair, yang menyumbang 37.5 peratus daripada jumlah eksport, menyusut RM13.2 bilion (-31.4 peratus) kepada RM28.9 bilion;
- Minyak kelapa sawit (14.3 peratus daripada jumlah eksport) meningkat RM1.9 bilion atau 21.2 peratus kepada RM11.1 bilion;
- Petroleum mentah, yang menyumbang 9.3 peratus daripada jumlah eksport, menguncup RM5.7 bilion atau 44.1 peratus kepada RM7.2 bilion;
- Aluminium, yang menyumbang 6.7 peratus daripada jumlah eksport, mencatatkan penurunan RM0.5 bilion (-9.5 peratus) kepada RM5.2 bilion; dan
- Kondensat dan minyak petroleum lain, yang menyumbang 4.1 peratus daripada jumlah eksport, merosot RM2.0 bilion atau 38.6 peratus kepada RM3.2 bilion.


Paparan 2: Lima Eksport Tertinggi bagi Barangan Utama dan Terpilih Sarawak, 2020



IMPORT

Pada tahun 2020, import menurun sebanyak 8.3 peratus kepada RM40.9 bilion berbanding tahun sebelumnya RM44.6 bilion. Peratus sumbangan dan nilai import Sarawak, dikategorikan mengikut seksyen barangan adalah seperti pada **Paparan 3**. Pada tahun ini, semua seksyen barangan telah mencatatkan penyusutan berbanding tahun 2019, kecuali seksyen barangan makanan dan bahan kimia.

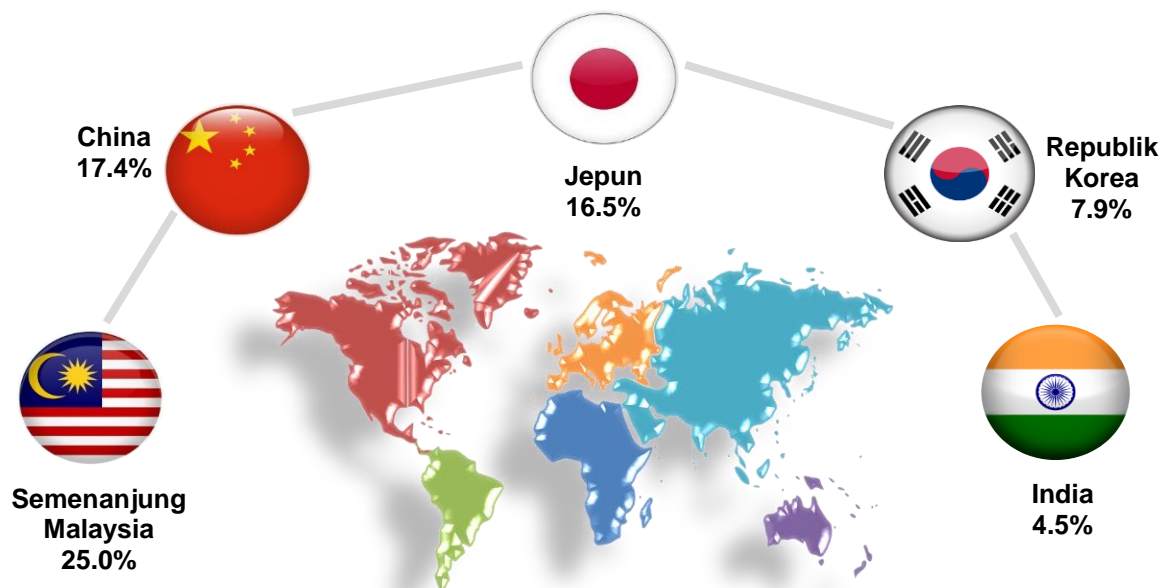
Paparan 3: Peratus Sumbangan dan Nilai Import Sarawak mengikut Seksyen Barangan, 2020



RAKAN DAGANGAN UTAMA

Lima rakan dagangan utama Sarawak adalah Semenanjung Malaysia (25.0 peratus), China (17.4 peratus), Jepun (16.5 peratus), Republik Korea (7.9 peratus) dan India (4.5 peratus). Lima rakan dagangan utama ini telah menyumbangkan 71.3 peratus daripada jumlah dagangan Sarawak 2020.

Paparan 4: Peratus Sumbangan Rakan Dagangan Utama Sarawak, 2020

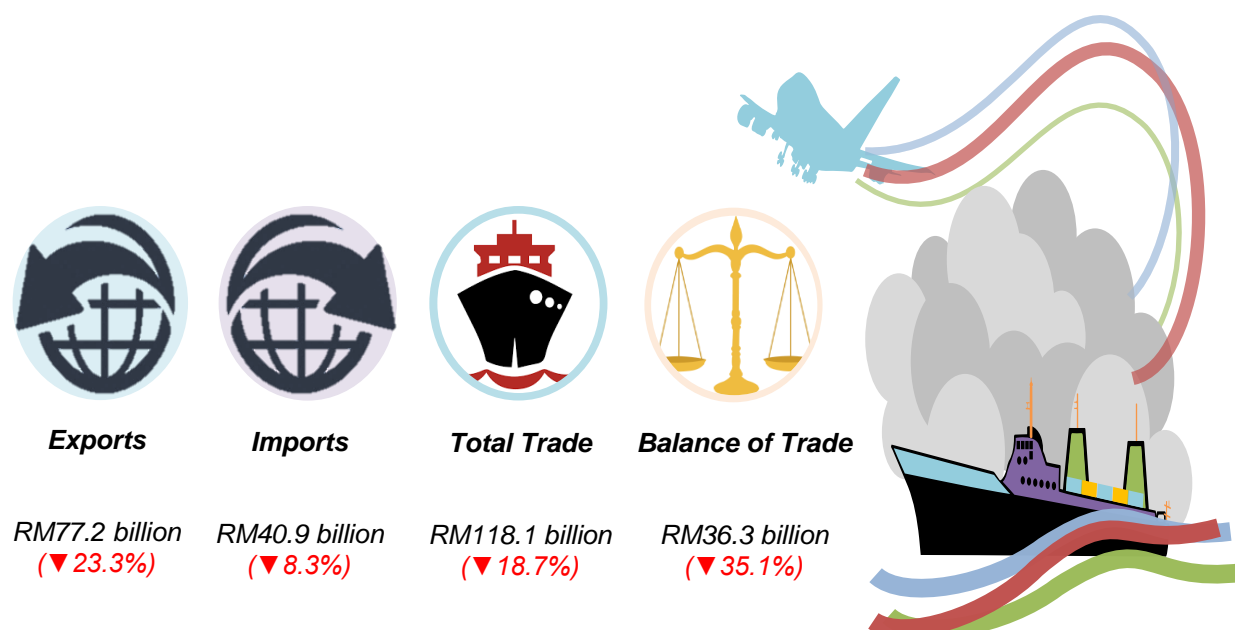


SARAWAK EXTERNAL TRADE STATISTICS 2020

KEY FACTS

- Sarawak's exports were valued at RM77.2 billion in 2020, decreased by 23.3 per cent as compared to RM100.6 billion in 2019. Exports declined due to the lower exports of liquefied natural gas (-RM13.2 billion), crude petroleum (-RM5.7 billion), ships, boats and floating structures (-RM3.3 billion), condensate and other petroleum oil (-RM2.0 billion) and ferro-alloys (-RM0.9 billion). In contrast, the value of exports for palm oil increased by RM1.9 billion, that contributed by the rise of average unit value (+31.1 per cent).
- Imports also recorded a decrease of 8.3 per cent to RM40.9 billion in 2020 as against RM44.6 billion in the previous year. Imports declined due to the lower import of machinery and transport equipment (-RM948.3 million), miscellaneous manufactured articles (-RM934.1 million), mineral fuel, lubricants, etc. (-RM867.6 million), inedible crude materials (-RM640.9 million) and manufactured goods (-RM358.7 million).
- As compared to the previous year, the decrease in exports was in line with lower demand from Peninsular Malaysia (-RM5.7 billion), Taiwan (-RM4.1 billion), India and Japan, respectively drop RM3.6 billion, Sabah (-RM3.3 billion), Republic of Korea (-RM2.0 billion) and Thailand (-RM1.1 billion). In contrast, exports to Vietnam increased by RM1.1 billion.
- Meanwhile, lower imports in 2020 compared to 2019, mainly from Peninsular Malaysia (-RM2.1 billion) and Indonesia (-RM0.7 billion).

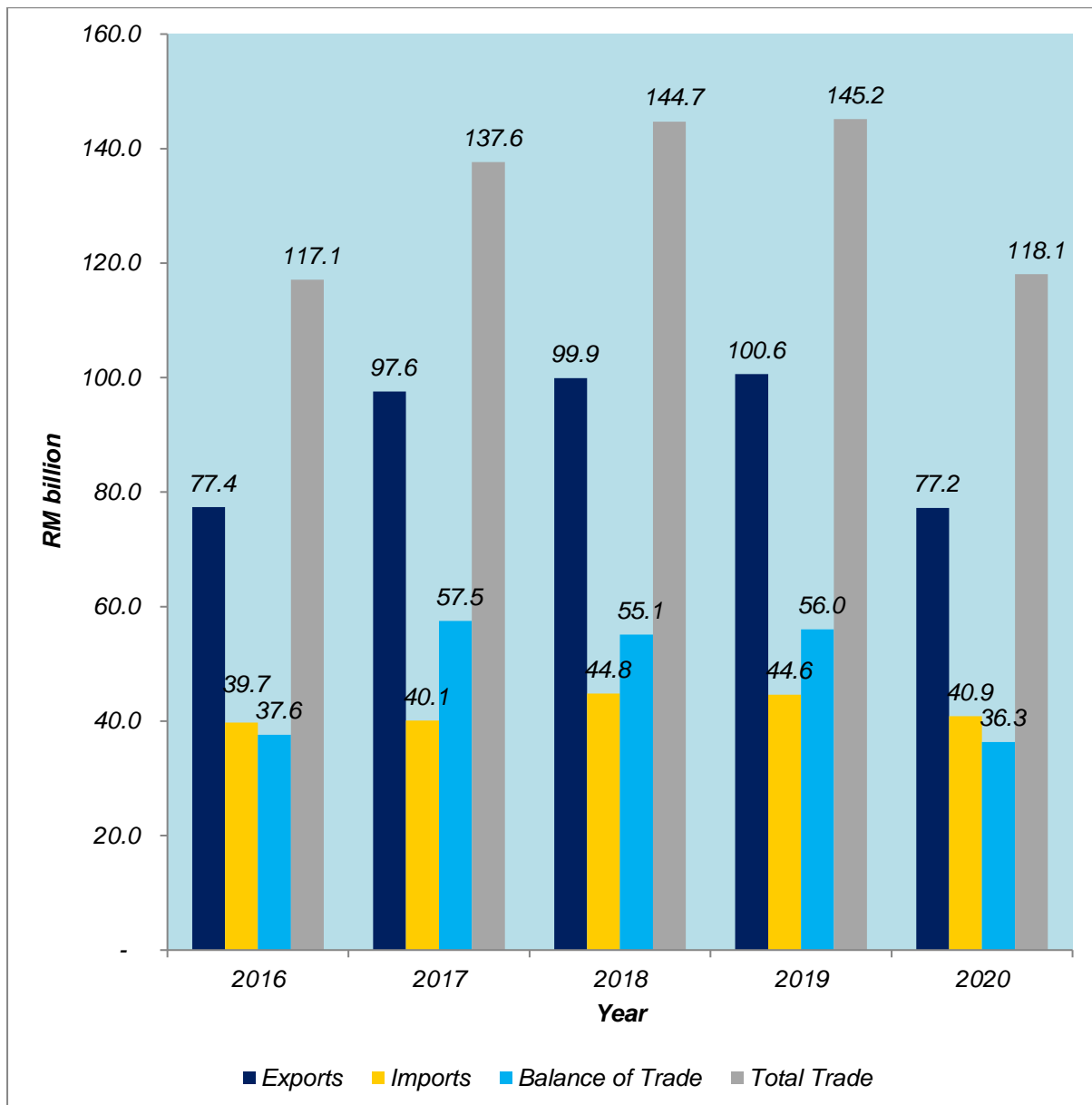
Exhibit 1: Sarawak External Trade Statistics, 2020



TRADE

Sarawak posted a total trade of RM118.1 billion, dropped by 18.7 per cent or RM27.1 billion in 2020 as compared to RM145.2 billion in the preceding year. Meanwhile, trade surplus decreased 35.1 per cent to RM36.3 billion as against RM56.0 billion in 2019.

Chart 1: Exports, Imports, Balance of Trade and Total Trade, 2016-2020

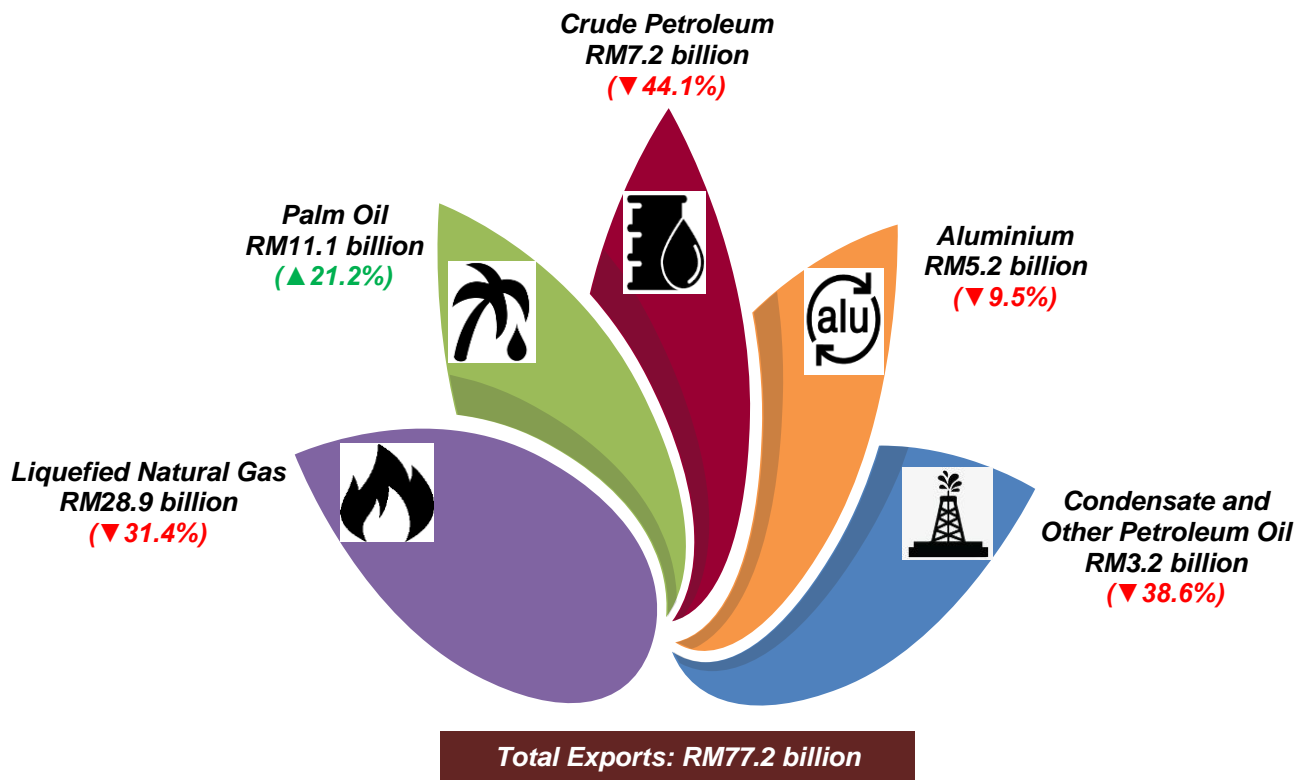


EXPORTS

Exports in year 2020 recorded a decrease of 23.3 per cent. Exports value reduced from RM100.6 billion in 2019 to RM77.2 billion in 2020. **Exhibit 2** depicts the top five exports of Sarawak major and selected commodities. All commodities showed a decrease except palm oil.

- Liquefied natural gas, which contributed 37.5 per cent of total exports, shrank by RM13.2 billion (-31.4 per cent) to RM28.9 billion;
- Palm oil (14.3 per cent of total exports) surged by RM1.9 billion or 21.2 per cent to RM11.1 billion;
- Crude petroleum, which accounted for 9.3 per cent of total exports, contracted by RM5.7 billion or 44.1 per cent to RM7.2 billion;
- Aluminium, which contributed 6.7 per cent of total exports, registered a decrease of RM0.5 billion (-9.5 per cent) to RM5.2 billion; and
- Condensate and other petroleum oil, which accounted for 4.1 per cent of total exports, declined by RM2.0 billion or 38.6 per cent to RM3.2 billion.

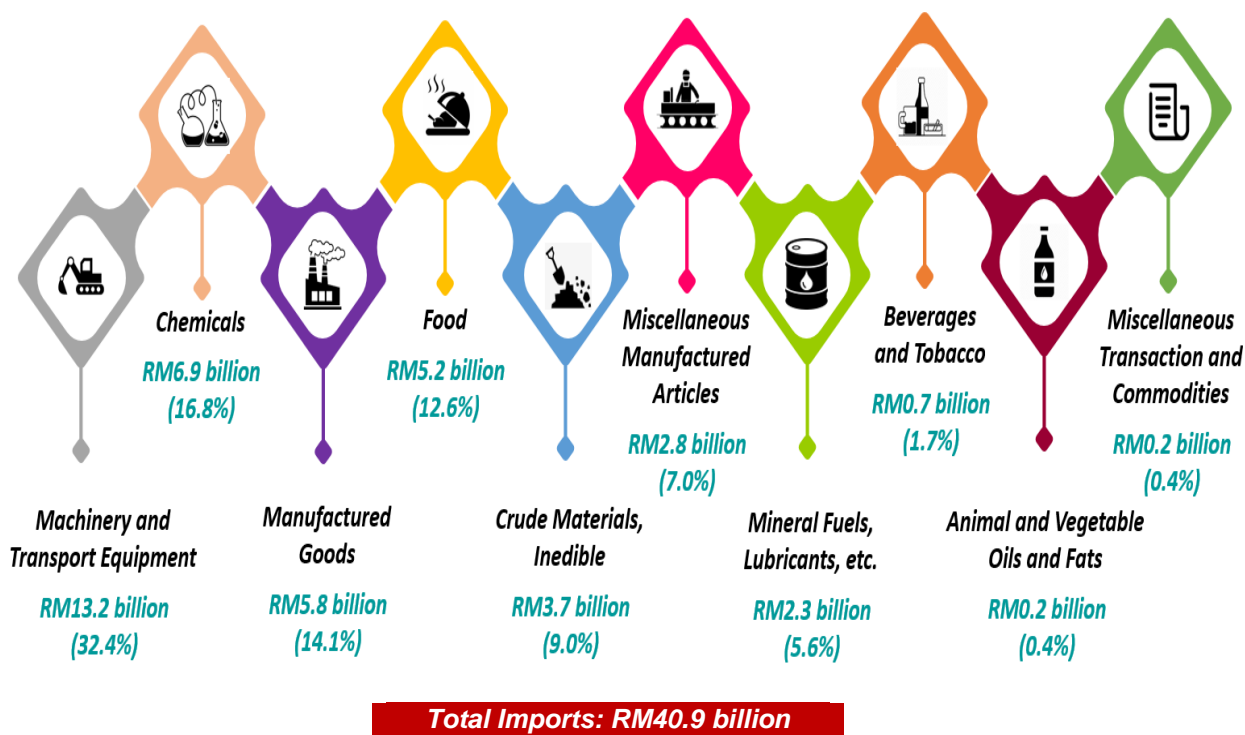
Exhibit 2: Top Five Exports of Sarawak Major and Selected Commodities, 2020



IMPORTS

In 2020, imports decreased 8.3 per cent to RM40.9 billion as compared to the previous year of RM44.6 billion. The percentage shares and values of Sarawak's imports, categories by commodity sections, is as per **Exhibit 3**. In this year, all commodity sections marked a shrink as compared to year 2019, except for food and chemicals commodity sections.

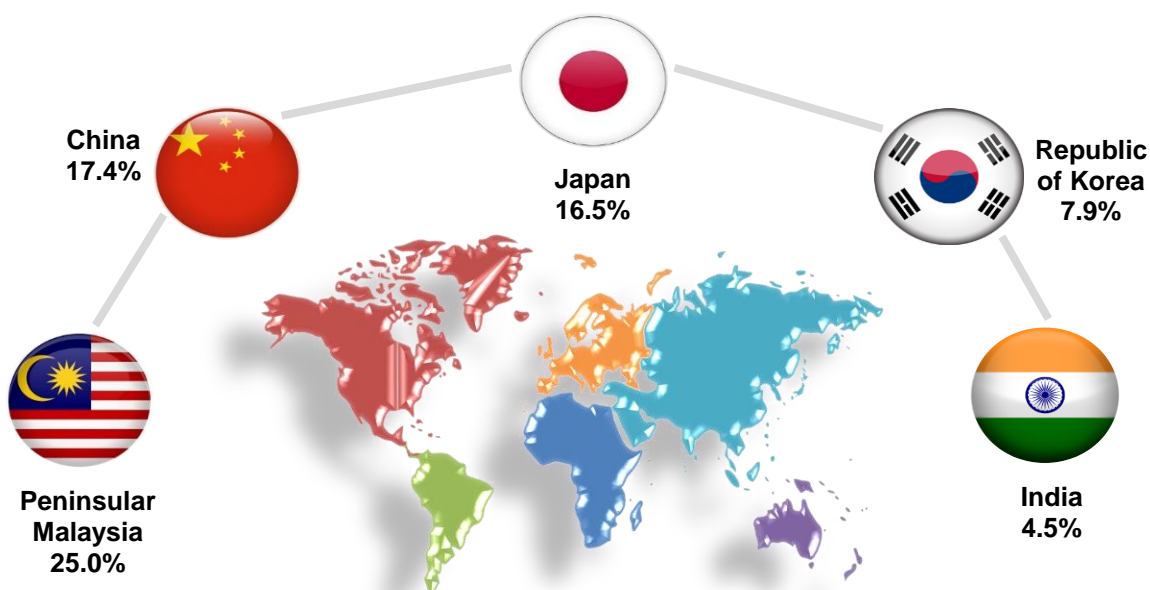
Exhibit 3: Percentage Shares and Values of Sarawak's Imports by Commodity Sections, 2020



MAJOR TRADING PARTNERS

Sarawak's top five trading partners were Peninsular Malaysia (25.0 per cent), China (17.4 per cent), Japan (16.5 per cent), Republic of Korea (7.9 per cent) and India (4.5 per cent). These top five major trading partners have contributed 71.3 per cent of Sarawak's total trade in 2020.

Exhibit 4: Percentage Shares of Sarawak Major Trading Partners, 2020



BAHAGIAN 2 JADUAL

*PART 2
TABLES*



SARAWAK

JADUAL 1: EKSPORT, EKSPORT DOMESTIK, IMPORT, JUMLAH PERDAGANGAN DAN IMBANGAN PERDAGANGAN (RM'000)
TABLE 1 : EXPORTS, DOMESTIC EXPORTS, IMPORTS, TOTAL TRADE AND BALANCE OF TRADE (RM'000)

TEMPOH/ PERIOD	EKSPORT/ EXPORTS	EKSPORT DOMESTIK/ DOMESTIC EXPORTS	IMPORT/ IMPORTS	JUMLAH PERDAGANGAN/ TOTAL TRADE	IMBANGAN PERDAGANGAN/ BALANCE OF TRADE
2003	34,318,851	33,301,560	16,794,802	51,113,653	17,524,048
2004	43,479,969	42,604,816	19,918,445	63,398,414	23,561,524
2005	52,524,491	51,365,758	22,373,210	74,897,701	30,151,281
2006	62,333,308	60,724,554	22,405,839	84,739,147	39,927,470
2007	68,200,831	66,326,636	25,023,007	93,223,838	43,177,824
2008	91,341,351	89,458,017	28,050,444	119,391,795	63,290,907
2009	61,967,599	60,215,480	24,273,505	86,241,104	37,694,094
2010	76,174,741	74,347,916	26,151,217	102,325,958	50,023,524
2011	100,424,687	98,468,099	30,507,222	130,931,909	69,917,464
2012	103,631,283	101,422,427	37,990,297	141,621,580	65,640,986
2013	108,397,793	106,950,813	38,932,140	147,329,933	69,465,653
2014	116,052,200	114,850,635	40,152,204	156,204,403	75,899,996
2015	87,671,236	86,041,792	35,556,947	123,228,183	52,114,289
2016	77,354,379	75,808,130	39,737,400	117,091,779	37,616,979
2017	97,558,929	95,512,167	40,089,667	137,648,595	57,469,262
2018	99,912,787	97,831,002	44,804,739	144,717,526	55,108,049
2019	100,592,012	95,391,299	44,582,624	145,174,637	56,009,388
2020	77,203,353	75,634,344	40,872,540	118,075,893	36,330,813

SARAWAK

JADUAL 2 : IMPORT & EKSPORT MENGIKUT SEKSYEN BARANGAN (RM'000)
 TABLE 2 : IMPORTS & EXPORTS BY COMMODITY SECTIONS (RM'000)

SEKSYEN BARANGAN COMMODITY SECTIONS	IMPORT/ IMPORTS (C.I.F)		EKSPORT/EXPORTS (F.O.B)	
	JAN - DIS		JAN - DIS	
	2019	2020	2019	2020
0 MAKANAN <i>FOOD</i>	4,833,215	5,152,952	855,923	971,512
1 MINUMAN DAN TEMBAKAU <i>BEVERAGES AND TOBACCO</i>	774,150	694,819	45,494	27,431
2 BAHAN-BAHAN MENTAH TIDAK BOLEH DIMAKAN <i>CRUDE MATERIALS, INEDIBLE</i>	4,315,744	3,674,796	2,218,735	1,776,363
3 BAHAN API GALIAN, PELINCIR, DLL. <i>MINERAL FUELS, LUBRICANTS, ETC.</i>	3,168,850	2,301,292	61,919,219	40,661,740
4 MINYAK DAN LEMAK BINATANG DAN SAYUR-SAYURAN <i>ANIMAL AND VEGETABLE OILS AND FATS</i>	457,395	171,834	10,103,708	12,282,715
5 BAHAN KIMIA <i>CHEMICALS</i>	6,764,288	6,881,881	2,274,640	2,658,107
6 BARANG-BARANG KELUARAN KILANG <i>MANUFACTURED GOODS</i>	6,111,960	5,753,245	13,828,937	12,063,962
7 JENTERA DAN KELENGKAPAN PENGANGKUTAN <i>MACHINERY AND TRANSPORT EQUIPMENT</i>	14,195,694	13,247,429	9,113,700	6,574,451
8 PELBAGAI BARANG KELUARAN KILANG <i>MISCELLANEOUS MANUFACTURED ARTICLES</i>	3,777,587	2,843,449	187,838	161,109
9 PELBAGAI URUS NIAGA DAN BARANGAN <i>MISCELLANEOUS TRANSACTIONS AND COMMODITIES</i>	183,741	150,843	43,818	25,962
JUMLAH TOTAL	44,582,624	40,872,540	100,592,012	77,203,353

SARAWAK

JADUAL 3 : IMPORT DAN EKSPORT MENGIKUT BAHAGIAN BARANGAN (RM'000)
TABLE 3 : IMPORTS AND EXPORTS BY COMMODITY DIVISIONS(RM'000)

BAHAGIAN BARANGAN COMMODITY DIVISIONS	IMPORT/ IMPORTS (C.I.F)		EKSPORT/ EXPORTS (F.O.B)	
	JAN - DIS		JAN - DIS	
	2019	2020	2019	2020
00 BINATANG HIDUP	29,040	28,663	63,527	115,005
01 DAGING DAN SEDIAAN DAGING	389,462	380,384	24,130	23,946
02 HASIL TENUSU DAN TELUR BURUNG	223,109	251,392	19,321	21,583
03 IKAN, KRUSTASEA, MOLUSKA DAN SEDIAANNYA	406,202	457,885	259,792	238,054
04 BIJIRIN DAN SEDIAAN BIJIRIN	1,115,545	1,270,507	27,548	18,918
05 SAYUR-SAYURAN DAN BUAH-BUAHAN	550,473	583,425	14,541	21,701
06 GULA, SEDIAAN GULA DAN MADU	245,415	230,788	23,598	31,279
07 KOPI, TEH, KOKO, REMPAH-REMPAH, DAN KELUARANNYA	298,573	309,584	138,950	123,953
08 BAHAN MAKANAN UNTUK BINATANG (TIDAK TERMASUK YANG BELUM DIKILANG)	459,770	477,685	194,317	256,047
09 PELBAGAI KELUARAN BOLEH DIMAKAN DAN MAKANAN YANG DISEDIAKAN	1,115,627	1,162,640	90,199	121,027
11 MINUMAN	683,698	605,189	43,036	26,967
12 TEMBAKAU DAN PERKILANGANNYA	90,452	89,630	2,458	464
21 KULIT KERING, KULIT, TIDAK DIBERSIHKAN	-	-	-	-
22 BIJI MINYAK DAN BUAH-BUAHAN YANG MENGANDUNGI MINYAK	47,490	46,137	96,740	83,353
23 GETAH MENTAH (TERMASUK SINTETIK DAN 'RECLAIMED)	33,327	94,006	84,300	131,513
24 GABUS DAN KAYU	111,939	164,532	1,599,027	1,243,672
25 PULPA DAN REJA KERTAS	40	91	18,647	12,124
26 GENTIAN TEKSTIL (SELAIN DRP BULU BINATANG) DAN REJA TEKSTIL (TIDAK DIKELUARKAN DALAM BENTUK BENANG / TENUNAN)	24,349	20,653	3,368	5,447
27 BAJA MENTAH DAN GALIAN MENTAH (TIDAK TERMASUK ARANG BATU, PETROLEUM DAN BATU PERMATA)	438,826	397,480	19,742	12,674
28 BIJIH LOGAM DAN SERPIHAN LOGAM	3,623,559	2,920,372	268,967	172,456
29 BAHAN BINATANG DAN SAYURAN MENTAH, TSTL	36,215	31,523	127,944	115,125
32 ARANG BATU, ARANG KOK DAN BRIKUET	718,113	556,712	17,442	170
33 PETROLEUM, KELUARAN PETROLEUM DAN BAHAN YANG BERKAITAN	2,445,762	1,741,155	19,193,114	11,217,710
34 GAS, ASLI DAN BUATAN	4,975	3,424	42,170,786	28,945,415
35 ARUS TENAGA ELEKTRIK	-	-	537,877	498,445
41 MINYAK DAN LEMAK BINATANG	822	314	-	-
42 MINYAK DAN LEMAK SAYURAN, MENTAH DAN BERTAPIS	454,034	150,976	8,885,297	10,868,910
43 MINYAK DAN LEMAK BINATANG ATAU SAYURAN, DIPROSES, DAN WAX BINATANG ATAU SAYURAN	2,539	20,544	1,218,411	1,413,805
51 BAHAN KIMIA ORGANIK	405,666	321,354	266,149	457,216
52 BAHAN KIMIA TAK ORGANIK	913,180	764,914	993,272	1,299,211
53 BAHAN-BAHAN PENCELUPAN, PENYAMAKAN DAN PEWARNAAN	344,417	296,609	11,308	8,279
54 KELUARAN UBAT DAN FARMASEUTIK	483,037	526,211	4,288	9,298
55 MINYAK PATI, RESINOID DAN MINYAK WANGI, SEDIAAN TANDAS, PENGGILAPAN DAN PEMBERSIHAN	814,937	832,176	7,171	8,542
56 BAJA YANG DIKILANGKAN	932,891	947,579	577,668	628,580
57 BAHAN PLASTIK DALAM BENTUK UTAMA	362,898	459,600	59,558	31,629
58 BAHAN PLASTIK BUKAN DALAM BENTUK UTAMA	375,959	362,194	17,728	13,531
59 KELUARAN DAN BAHAN KIMIA, TSTL	2,131,302	2,371,244	337,500	201,822
61 KULIT, KELUARAN KULIT, TSTL DAN PAKAIAN DRP. KULIT BINATANG	910	803	213	-
62 PERKILANGAN GETAH, TSTL	411,557	381,059	30,660	16,736
63 PERKILANGAN GABUS DAN KAYU (TIDAK TERMASUK PERABOT)	268,232	163,536	2,891,468	2,313,309

SARAWAK

JADUAL 3 (SAMB) : IMPORT DAN EKSPORT MENGIKUT BAHAGIAN BARANGAN (RM'000)
TABLE 3 (CON'T) : IMPORTS AND EXPORTS BY COMMODITY DIVISIONS (RM'000)

BAHAGIAN BARANGAN COMMODITY DIVISIONS	IMPORT/ IMPORTS (C.I.F) JAN - DIS		EKSPORT/ EXPORTS (F.O.B) JAN - DIS	
	2019	2020	2019	2020
	64 KERTAS, PAPAN KERTAS, BARANGAN DARIPADA KERTAS PALPA, KERTAS ATAU PAPAN KERTAS	614,661	539,206	10,679
65 BENANG TEKSTIL, TENUNAN, TSTL, DAN BARANGAN BERKAITAN	265,317	305,110	4,713	4,580
66 PERKILANGAN GALIAN BUKAN LOGAM, TSTL	682,339	614,529	80,083	75,153
67 BESI DAN KELULI	1,594,836	1,380,830	3,733,279	2,800,337
68 LOGAM BUKAN BESI	268,352	402,220	6,389,086	6,109,688
69 PERKILANGAN LOGAM, TSTL	2,005,755	1,965,953	688,757	724,224
71 JENTERA DAN KELENGKAPAN PENJANAAN KUASA	868,050	430,448	99,219	70,657
72 JENTERA KHUSUS BAGI PERUSAHAAN TERTENTU	2,100,768	1,624,883	330,184	151,255
73 JENTERA KERJA LOGAM	138,566	174,963	11,432	17,545
74 JENTERA DAN KELENGKAPAN PERUSAHAAN AM, TSTL DAN ALAT GANTI, TSTL	2,521,210	2,707,043	196,440	145,186
75 MESIN PEJABAT DAN KELENGKAPAN PEMROSESAN DATA AUTOMATIK	335,667	279,439	36,438	39,716
76 PERKAKAS DAN KELENGKAPAN TELEKOMUNIKASI DAN RAKAMAN SUARA DAN PENGHASILAN SEMULA	719,565	694,939	60,262	49,746
77 JENTERA, RADAS DAN PERKAKAS ELEKTRIK, TSTL DAN ALAT GANTI	3,010,181	2,974,685	4,432,272	5,522,240
78 KENDERAAN JALAN RAYA (TERMASUK KENDERAAN KUSYEN-UDARA)	4,404,669	4,280,317	388,653	294,380
79 KELENGKAPAN PENGANGKUTAN YANG LAIN	97,018	80,712	3,558,801	283,727
81 BANGUNAN PASANG SIAP, LEKAPAN DAN PASANGAN, KEBERSIHAN, PENCAHAYAAN, PEMANASAN DAN KERJA PAIP, TSTL	150,534	84,291	5,549	4,109
82 PERABOT DAN ALAT GANTI	344,830	332,192	57,863	54,213
83 BARANG-BARANG PERJALANAN, TAS TANGAN DAN SEUMPAMANYA	126,269	54,853	836	964
84 PAKAIAN DAN SEGALA KELENGKAPAN PAKAIAN	1,383,069	628,125	11,975	10,560
85 KASUT	132,986	95,995	4,908	2,352
87 ALAT DAN RADAS SAINTIFIK, PROFESIONAL DAN KAWALAN, TSTL	626,515	409,659	52,192	28,943
88 PERKAKAS SENI FOTO, PERALATAN DAN BEKALAN BARANG OPTIK, TSTL, JAM TANGAN DAN JAM DINDING	95,268	45,624	722	1,845
89 PELBAGAI BARANG KELUARAN KILANG, TSTL	918,116	1,192,709	53,794	58,122
93 URUS NIAGA DAN BARANGAN KHAS	183,741	150,843	43,818	25,962
JUMLAH TOTAL	44,582,624	40,872,540	100,592,012	77,203,353

SARAWAK

JADUAL 4 : IMPORT DAN EKSPORT MENGIKUT KUMPULAN BARANGAN (RM'000)
TABLE 4 : IMPORTS AND EXPORTS BY COMMODITY GROUPS(RM'000)

KUMPULAN BARANGAN COMMODITY GROUPS	IMPORT/ IMPORTS (C.I.F)		EKSPORT/EXPORTS (F.O.B)		
	JAN - DIS		JAN - DIS		
	2019	2020	2019	2020	2020
001 BINATANG HIDUP	29,040	28,663	63,527	115,005	
011 DAGING BINATANG 'BOVIN' SEGAR, DIDINGINKAN ATAU DISEJUKBEKUKAN	99,425	110,857	25	254	
012 DAGING YANG LAIN SEGAR, DIDINGINKAN ATAU DISEJUKBEKUKAN	103,526	95,931	18,003	16,769	
016 DAGING DAN SISA DAGING YANG BOLEH DIMAKAN, ASIN, KERING, ASAP; TEPUNG YANG BOLEH DIMAKAN DRP DAGING / SISA DAGING	572	-	-	-	
017 DAGING DAN SISA DAGING YANG BOLEH DIMAKAN, SEDIAAN ATAU AWETAN, TSTL	185,938	173,596	6,102	6,923	
022 SUSU DAN KRIM DAN BARANGAN SUSU SELAIN DARIPADA MENTEGA ATAU KEJU	151,795	173,982	1,684	5,044	
023 MENTEGA DAN BARANGAN LEMAK DAN MINYAK DAN LAIN DARIPADA SUSU	28,912	29,563	164	619	
024 KEJU DAN DADIH	35,200	42,735	293	534	
025 TELUR BURUNG DAN KUNING TELUR, MENTAH, KERING ATAU DALAM KAEDAH LAIN DIAWET, DIMANISKAN ATAU TIDAK; PUTIH TELUR	7,202	5,112	17,179	15,385	
034 IKAN, SEGAR (HIDUP ATAU MATI) DIDINGINKAN ATAU DISEJUKBEKUKAN	180,281	190,529	70,616	58,548	
035 IKAN, KERING, ASIN ATAU AIR GARAM; IKAN DIASAP	34,666	24,990	2,044	2,351	
036 KRUSTASEA DAN MOLUSKA, SEGAR DIDINGINKAN, DISEJUKBEKUKAN ASIN ATAU DALAM AIR GARAM ATAU KERING	88,474	114,903	161,074	149,911	
037 IKAN, KRUSTASEA DAN MOLUSKA, SEDIAAN ATAU AWETAN, TSTL	102,782	127,463	26,058	27,244	
041 GANDUM (TERMASUK GANDUM HALUS) DAN MESLIN, TIDAK DIKISAR	123,515	132,771	-	-	
042 BERAS	229,786	327,068	463	695	
043 BARLI, TIDAK DIKISAR	509	364	-	-	
044 JAGUNG, (TIDAK TERMASUK JAGUNG MANIS) TIDAK DIKISAR	355,075	356,325	7,013	8,126	
045 BIJIRIN, DLL, (SELAIN DRP GANDUM, BERAS, BARLI DAN JAGUNG) TIDAK DIKISAR	766	694	-	-	
046 MAKANAN DAN TEPUNG DARIPADA GANDUM DAN TEPUNG DARIPADA MESLIN	27,618	27,928	9,493	836	
047 MAKANAN BIJIRIN DAN TEPUNG LAIN	29,193	35,864	-	-	
048 SEDIAAN BIJIRIN DAN SEDIAAN TEPUNG ATAU KANJI BUAH-BUAHAN ATAU SAYUR-SAYURAN	349,084	389,492	10,580	9,261	
054 SAYUR, SEGAR, DIDINGINKAN, DISEJUKBEKUKAN ATAU DIAWET	241,083	252,103	5,189	16,336	
056 SAYURAN, TUMBUHAN AKAR DAN UMBI DISEDIAKAN ATAU DIAWET, TSTL	92,950	96,046	907	646	
057 BUAH DAN KACANG (TIDAK TERMASUK KACANG BERMINYAK) SEGAR ATAU KERING	142,364	164,884	4,400	3,297	
058 BUAH, DIAWET DAN SEDIAAN BUAH	47,031	52,808	2,935	500	
059 JUS BUAH-BUAHAN(TERMASUK TAPAI ANGGUR) & SAYUR-SAYURAN, TIDAK FERMENTASI & TIDAK MENGANDUNGI SPIRIT TAMBAHAN SAMA ADA MENGANDUNGI GULA TAMBAHAN / TIDAK ATAU BAHAN PEMANIS LAIN	27,044	17,584	1,111	923	
061 GULA, MOLASES DAN MADU	187,588	179,629	22,968	31,055	
062 PERUSAHAAN GULA	57,827	51,159	631	224	
071 KOPI DAN PENGGANTINYA	120,824	120,920	281	231	
072 KOKO	679	643	1,276	1,107	
073 COKLAT DAN SEDIAAN MAKANAN LAIN YANG MENGANDUNGI KOKO, TSTL	70,289	69,634	1,126	636	
074 TEH DAN MATE	41,587	42,116	1,596	837	
075 REMPAH-REMPAH	65,195	76,270	134,671	121,142	
081 BAHAN MAKANAN UNTUK BINATANG (TIDAK TERMASUK BIJIRIN YANG TIDAK DIKISAR)	459,770	477,685	194,317	256,047	
091 MARJERIN DAN LEMAK	17,227	21,226	11,884	22,658	
098 KELUARAN DAN SEDIAAN YANG BOLEH DIMAKAN, TSTL	1,098,400	1,141,414	78,315	98,369	
111 MINUMAN TANPA ALKOHOL, TSTL	412,372	374,469	31,751	21,832	
112 MINUMAN KERAS	271,325	230,720	11,285	5,135	
121 TEMBAKAU, TIDAK DIKILANGKAN; SAMPAH SARAPNYA	53	-	-	-	
122 TEMBAKAU, DIKILANGKAN (SAMA ADA MENGANDUNGI PENGGANTI TEMBAKAU ATAU TIDAK)	90,399	89,630	2,458	464	

SARAWAK

JADUAL 4 (SAMB) : IMPORT DAN EKSPORT MENGIKUT KUMPULAN BARANGAN (RM'000)
TABLE 4 (CONT'D) : IMPORTS AND EXPORTS BY COMMODITY GROUPS (RM'000)

KUMPULAN BARANGAN COMMODITY GROUPS	IMPORT/IMPORTS (C.I.F)		EKSPORT/EXPORTS (F.O.B)		
	JAN - DIS		JAN - DIS		
	2019	2020	2019	2020	2020
222 BIJI MINYAK DAN BUAH BERMINYAK, UNTUK KELUARAN MINYAK SAYURAN BERTAPIS	30,458	32,798	31	53	
223 BIJI MINYAK DAN BUAH BERMINYAK, UNTUK KELUARAN MINYAK SAYURAN LAIN	17,032	13,339	96,709	83,299	
231 GETAH ASLI, SUSU GETAH ASLI DALAM BENTUK UTAMA	31,998	90,692	61,369	63,294	
232 GETAH TIRUAN; GETAH 'RECLAIMED', HAMPAS DAN SEKERAP GETAH YANG TIDAK DIKERASKAN	1,330	3,314	22,930	68,219	
245 KAYU BAHAN API (TIDAK TERMASUK HAMPAS KAYU) DAN ARANG KAYU	23,637	16,497	18,012	17,948	
246 SERPIHAN DAN HAMPAS KAYU	1,959	318	257,788	253,073	
247 KAYU KASAR ATAU DIPERSEGIKAN SECARA KASAR	75,900	144,683	728,662	502,831	
248 KAYU, DIBENTUK DAN KAYU LANDASAN KERETA API	10,442	3,034	594,564	469,819	
251 PULPA DAN KERTAS SISA	40	91	18,647	12,124	
263 KAPAS	306	432	-	-	
265 GENTIAN TEKSTIL SAYURAN, (SELAIN DRP KAPAS ATAU JUT) TIDAK DIBERSIHKAN ATAU DIPROSES DAN HAMPAS	408	636	1,278	30	
266 SERABUT TIRUAN SESUAI UNTUK MEMINTAL	567	636	-	-	
269 PAKAIAN LAMA DAN BARANG-BARANG TEKSTIL LAMA, TSTL	23,069	18,949	2,090	5,417	
272 BAJA MENTAH	6,344	23,660	230	466	
273 BATU, PASIR DAN BATU KELIKIR	20,470	16,353	7,186	3,809	
274 SULFUR DAN PIRIT BESI TIDAK DIBAKAR	11	6	-	-	
277 BAHAN LAS SEMULA JADI, TSTL (TERMASUK BERLIAN INDUSTRI)	2,487	1,327	26	-	
278 GALIAN-GALIAN MENTAH LAIN	409,514	356,134	12,300	8,398	
281 BIJIH BESI DAN KONSENTRAT	295	902	-	-	
282 SISA DAN SEKERAP BERFERUS; PELEBURAN SEMULA JONGKONG BESI ATAU KELULI	51,174	54,643	135,337	110,927	
284 BIJIH NIKEL DAN KONSENTRAT,	1,183	-	-	-	
285 BIJIH ALUMINIUM DAN KONSENTRAT,	2,274,207	1,861,077	136	72	
287 BIJIH DAN KONSENTRAT LOGAM ASAS, TSTL	1,145,666	760,776	-	-	
288 SISA DAN SEKERAP LOGAM ASAS BUKAN FERUS, TSTL	151,034	242,975	133,494	61,458	
291 BAHAN BINATANG MENTAH, TSTL	2,273	1,305	289	1,554	
292 BAHAN SAYURAN MENTAH, TSTL	33,942	30,219	127,655	113,571	
321 ARANG BATU SAMA ADA DIKISAR ATAU TIDAK, TETAPI TIDAK TERAGLOMERAT	103,129	135,300	14,554	58	
322 BRIKUET, LIGNIT DAN GAMBUT	801	1,665	1,173	-	
325 ARANG KOK DAN ARANG SEPARUH KOK, LIGNIT ATAU GAMBUT; KARBON RETOT	614,183	419,747	1,715	112	
333 MINYAK PETROLEUM, MENTAH, DAN MINYAK MENTAH DIDAPATI DARIPADA MINERAL BERBITUMIN	41,492	7	18,000,958	10,346,769	
334 KELUARAN PETROLEUM, DITAPIS	2,241,293	1,619,075	694,313	417,681	
335 SISA KELUARAN PETROLEUM, TSTL DAN BAHAN-BAHAN YANG BERKAITAN	162,978	122,074	497,843	453,259	
342 PROPANA DAN BUTANA CECAIR	1,777	2,612	3	10	
343 GAS ASLI, SAMA ADA CECAIR ATAU TIDAK	2,522	24	42,170,780	28,945,393	
344 GAS PETROLEUM DAN GAS HIDROKARBON LAIN, TSTL	669	778	4	11	
345 GAS ARANG BATU, GAS AIR, GAS PENGELUAR DAN GAS-GAS YANG SAMA	8	10	-	-	
351 ARUS ELEKTRIK	-	-	537,877	498,445	
411 MINYAK DAN LEMAK BINATANG	822	314	-	-	
421 MINYAK SAYURAN 'FIXED', 'SOFT', MENTAH, DITAPIS ATAU DIBERSIHKAN	14,235	17,188	13	69	
422 MINYAK SAYURAN 'FIXED' LAIN, BERAIR ATAU PEJAL, MENTAH, DITAPIS ATAU DIBERSIHKAN	439,799	133,788	8,885,285	10,868,841	
431 MINYAK DAN LEMAK BINATANG/SAYURAN, DIPROSES DAN LILIN BERASAL DARI BINATANG ATAU SAYUR-SAYURAN	2,539	20,544	1,218,411	1,413,805	
511 HIDROKARBON, TSTL DAN TERBITAN HALOGEN, SULFAN, NITRAT ATAU 'NITROSATED'	16,854	19,376	705	252	

SARAWAK

JADUAL 4 (SAMB) : IMPORT DAN EKSPORT MENGIKUT KUMPULAN BARANGAN (RM'000)
TABLE 4 (CONT'D) : IMPORTS AND EXPORTS BY COMMODITY GROUPS (RM'000)

KUMPULAN BARANGAN COMMODITY GROUPS	IMPORT/ IMPORTS (C.I.F)		EKSPORT/EXPORTS (F.O.B)		
	JAN - DIS		JAN - DIS		
	2019	2020	2019	2020	2020
512 ALKOHOL, FENOL DAN ALKOHOL-FENOL DAN TERBITANNYA.	195,760	156,821	264,535		456,303
513 ASID KARBOSILIK DAN TERBITAN ANHIDRAT, HALID, PEROKSID DAN ASID PEROKSID	43,593	39,199	16		150
514 SEBATIAN FUNGSI-NITROGEN	52,989	45,770	196		-
515 SEBATIAN ORGANO-TIDAK ORGANIK DAN HETEROSIKLIK	71,139	47,199	510		185
516 BAHAN KIMIA ORGANIK LAIN	25,330	12,989	186		326
522 UNSUR KIMIA TIDAK ORGANIK, OKSIDA DAN GARAM HALOGEN	474,483	347,886	883,978		1,174,572
523 GARAM LOGAM DAN GARAM PEROKSI, TERDIRI DARI ASID TIDAK ORGANIK	384,686	376,531	108,220		124,001
524 BAHAN KIMIA TIDAK ORGANIK LAIN;SEBATIAN ORGANIK DAN TIDAK ORGANIK DARIPADA LOGAM BERHARGA	17,539	15,917	766		255
525 BAHAN RADIOAKTIF DAN BAHAN BERKAITAN	36,472	24,579	308		383
531 BAHAN PENCELUP ORGANIK TIRUAN DAN BAHAN PEWARNA DAN SEDIAAN BERASASKANNYA	4,788	3,177	47		-
532 PATI PENCELUPAN DAN PENYAMAKAN DAN BAHAN PENYAMAKAN TIRUAN	497	797	4		5
533 PIGMEN, CAT, VARNIS DAN BAHAN YANG BERKAITAN	339,132	292,635	11,256		8,274
541 KELUARAN UBAT DAN FARMASUETIK SELAIN TAJUK 542	141,823	214,522	2,450		5,106
542 UBAT-UBATAN (TERMASUK UBAT-UBATAN VETERINARI)	341,214	311,689	1,838		4,192
551 MINYAK PATI, BAHAN MINYAK WANGI DAN PERASA	14,317	13,672	176		758
553 MINYAK WANGI, ALAT SOLEK, BAHAN DANDANAN DAN ALAT KEBERSIHAN DIRI	466,019	473,441	5,826		6,163
554 SABUN, SEDIAAN PENCUCIAN DAN PENGGILAPAN	334,601	345,063	1,170		1,621
562 BAJA, DIKILANGKAN	932,891	947,579	577,668		628,580
571 POLIMER ETILENA, DALAM BENTUK UTAMA	145,995	125,642	18,291		3,207
572 POLIMER STIRENA, DALAM BENTUK UTAMA	3,521	4,950	682		3,398
573 POLIMER VINIL KLORIDA DALAM BENTUK UTAMA	17,351	13,795	-		-
574 POLIASETAL, POLIETER DAN RESIN EPOKSIDA LAIN,DALAM BENTUK UTAMA	38,656	32,427	2,908		853
575 BAHAN PLASTIK LAIN, DALAM BENTUK UTAMA	156,569	282,365	32,901		22,741
579 SISA, SEKERAP PLASTIK LAIN	805	420	4,776		1,430
581 TIUB, PAIP DAN HOS PLASTIK	115,272	90,502	7,855		5,391
582 PLAT, KEPINGAN, SAPUT, GEGELUNG DAN JALUR PLASTIK	244,082	268,988	9,873		8,139
583 MONOFILAMEN, BATANG, LIDI DAN BENTUK PROFIL PLASTIK	16,604	2,704	-		-
591 UBAT PEMBUNUH KUMAN, RACUN SERANGGA, RACUN KULAT, RACUN RUMPAI, DSB	156,787	206,449	776		970
592 KANJI, GLUTEN DRPD. INSULIN DAN GANDUM; BAHAN-BAHAN BER'ALBUMINOIDAL'; PEREKAT	30,401	23,682	90,064		82,133
593 BAHAN LETUPAN DAN KELUARAN PIROTEKNIK	19,231	19,214	14		-
597 SEDIAAN BAHAN TAMBAH BAGI MINYAK GALIAN; SEDIAAN PELICIN	30,487	29,844	459		699
598 PELBAGAI KELUARAN KIMIA, TSTL	1,893,933	2,091,828	245,429		116,142
599 PRODUK LEBIHAN KIMIA/INDUSTRI BERKAITAN SEPERTI SISA BUANGAN, DSB	464	227	757		1,878
611 KULIT	-	-	87		-
612 BARANG-BARANG KULIT, KELUARAN KILANG ATAU KANDUNGAN KULIT TSTL. PERALATAN KUDA	910	803	126		-
621 BAHAN PERKILANGAN GETAH	25,531	17,438	8,489		716
625 TAYAR GETAH BOLEH DITUKAR GANTI DENGAN TAYAR 'TREADS', TIUB BAHAGIAN DALAM DAN 'FLABS'	337,376	325,647	19,069		12,196
629 BARANG GETAH, TSTL	48,651	37,973	3,102		3,825
633 PERKILANGAN GABUS	86	34	-		-
634 VENIR, PAPAN LAPIS 'PARTICLE BOARD' DAN DSB, TSTL	226,435	132,555	2,804,668		2,246,470
635 PERKILANGAN KAYU, TSTL	41,710	30,947	86,800		66,839
641 KERTAS DAN PAPAN KERTAS	176,729	134,988	4,868		3,994
642 BARANG-BARANG KERTAS DAN PAPAN KERTAS	437,933	404,218	5,811		15,942
651 BENANG TEKSTIL	5,325	4,355	89		11

SARAWAK

JADUAL 4 (SAMB) : IMPORT DAN EKSPORT MENGIKUT KUMPULAN BARANGAN (RM'000)
TABLE 4 (CONT'D) : IMPORTS AND EXPORTS BY COMMODITY GROUPS (RM'000)

KUMPULAN BARANGAN COMMODITY GROUPS	IMPORT/IMPORTS (C.I.F)		EKSPORT/EXPORTS (F.O.B)		
	JAN - DIS		JAN - DIS		
	2019	2020	2019	2020	2020
652 KAIN KAPAS, TENUN (TIDAK TERMASUK KAIN KECIL ATAU KHAS)	12,754	15,281	86		20
653 KAIN, TENUN, DARIPADA SERABUT TIRUAN (TIDAK TERMASUK KAIN KECIL ATAU KHAS)	10,738	7,076	381		256
654 KAIN TEKSTIL, TENUN	24,220	2,718	58		-
655 KAIN BERKAIT	265	208	-		-
656 KAIN KASA, RENDA, REBEN, DSB	16,167	13,102	1,098		81
657 KAIN DAN KELUARAN KHAS DAN KELUARAN BERKAITAN	82,711	89,173	1,387		821
658 BARANG TEKSTIL, TSTL	97,290	161,098	1,598		3,355
659 PENUTUP LANTAI, DSB	15,848	12,098	16		35
661 KAPUR, SIMEN DAN BAHAN BINAAN PASANG SIAP (KECUALI BAHAN DARI KACA DAN TANAH LIAT)	277,569	227,612	4,445		4,013
662 BAHAN TANAH LIAT KONSTRUKSI DAN BAHAN REFRAKTORI KONSTRUKSI	126,786	112,674	66,677		64,066
663 PERKILANGAN GALIAN, TSTL	139,381	137,592	3,255		3,911
664 KACA	97,948	101,870	2,591		447
665 BARANG-BARANG KACA	23,147	17,279	2,990		2,510
666 BARANG TEMBIKAR	17,408	17,470	124		206
667 MUTIARA, BATU PERMATA	100	32	-		-
671 BESI JONGKONG, BESI SPAN ATAU SERBUK KELULI DAN FERUS ALOI	9,412	10,793	3,656,477		2,742,360
672 JONGKONG DAN BENTUK UTAMA LAIN DARIPADA BESI ATAU KELULI	24,998	6,176	36		4
673 KELUARAN BESI GELEK RATA DAN KELULI BUKAN ALOI, TIDAK BERSADUR, BERPLAT ATAU BERSALUT	298,156	215,295	2,265		1,166
674 KELUARAN BESI GELEK RATA DAN KELULI BUKAN ALOI, BERSADUR, BERPLAT ATAU BERSALUT	179,085	167,953	30,927		27,559
675 KELUARAN KELULI ALOI GELEK RATA	45,828	35,636	520		55
676 BATANG BESI DAN KELULI BERBAGAI BENTUK (TERMASUK CERUCUK KEPINGAN)	532,949	388,681	3,073		1,950
677 BAHAN LANDASAN KERETA API, DARIPADA BESI/KELULI	2,039	1,614	3		-
678 DAWAI BESI ATAU KELULI	32,018	26,467	442		627
679 TIUB, PAIP DAN KELENGKAPANNYA DARIPADA BESI DAN KELULI	470,351	528,215	39,538		26,617
681 PERAK, LOGAM PLATINUM DAN LOGAM LAIN DALAM KUMPULAN LOGAM PLATINUM	-	274	-		-
682 TEMBAGA (TERMASUK ALOI)	84,645	146,373	182,010		502,775
683 NIKEL (TERMASUK ALOI)	3,184	2,140	-		-
684 ALUMINIUM (TERMASUK ALOI)	91,626	190,720	6,205,950		5,606,437
685 PLUMBUM (TERMASUK ALOI)	59,128	40,040	98		428
686 ZINK (TERMASUK ALOI)	10,665	7,134	434		48
687 TIMAH (TERMASUK ALOI)	153	38	14		-
689 PELBAGAI LOGAM BUKAN FERUS YANG DIGUNAKAN DALAM METALURGI DAN SERMET	18,951	15,501	580		-
691 STRUKTUR DAN BAHAGIAN STRUKTUR TSTL.,BESI, KELULI ATAU ALUMINIUM	496,487	521,610	15,321		10,875
692 BEKAS LOGAM UNTUK PENYIMPANAN ATAU PENGANGKUTAN	18,092	24,190	23,040		26,606
693 BARANG DAWAI (TIDAK TERMASUK PENDAWAIAN ELEKTRIK) DAN KEKISI PAGAR	128,409	115,381	6,069		4,813
694 PAKU, SKRU, NAT, SELAK, RIVET DSB DRPD. BESI, KELULI,TEMBAGA ATAU ALUMINIUM	92,695	69,605	4,367		4,627
695 ALAT PERTUKANGAN TANGAN ATAU MESIN	368,271	275,801	42,398		31,427
696 KUTLERI	15,211	14,900	317		116
697 PERKAKAS RUMAH BERASASKAN LOGAM, TSTL	258,117	298,428	4,864		3,664
699 PERKILANGAN BERASASKAN LOGAM, TSTL	628,474	646,039	592,381		642,096
711 PENJANA KUASA STIM ATAU DANDANG WAP, AIR DAN ALAT GANTI	42,327	16,069	19,753		160
712 TURBIN STIM, LAIN-LAIN TURBIN DAN ALAT GANTI, TSTL	13,630	8,130	1,002		8,010
713 ENJIN OMBOH PEMBAKARAN DALAMAN DAN ALAT GANTI	171,842	145,299	46,348		25,346
714 ENJIN DAN MOTOR, BUKAN ELEKTRIK DAN ALAT GANTI	133,809	134,662	21,968		30,865
716 LOJI ELEKTRIK BERPUTAR DAN ALAT GANTI, TSTL	485,348	114,842	7,471		5,294

SARAWAK

JADUAL 4 (SAMB) : IMPORT DAN EKSPORT MENGIKUT KUMPULAN BARANGAN (RM'000)
TABLE 4 (CONT'D) : IMPORTS AND EXPORTS BY COMMODITY GROUPS (RM'000)

KUMPULAN BARANGAN COMMODITY GROUPS	IMPORT/IMPORTS (C.I.F)		EKSPORT/EXPORTS (F.O.B)		
	JAN - DIS		JAN - DIS		
	2019	2020	2019	DIS	2020
718 JENTERA PENJANAAN KUASA LAIN DAN ALAT GANTI, TSTL	21,094	11,446	2,677		982
721 JENTERA PERTANIAN (TIDAK TERMASUK TRAKTOR) DAN ALAT GANTI	54,082	44,280	2,586		1,260
722 TRAKTOR SAMADA DILENGKAPI DENGAN KUASA BERGERAK, WIN ATAU KAPI	38,886	40,548	7,659		3,160
723 KELENGKAPAN LOGI KEJURUTERAAN AWAM DAN KONTRAKTOR AWAM DAN ALAT GANTI	862,830	615,648	233,089		110,202
724 JENTERA TEKSTIL DAN KULIT DAN ALAT GANTI, TSTL	65,184	59,006	1,309		818
725 KELENGKAPAN MESIN/JENTERA DAN ALAT GANTI KILANG KERTAS/PULPA UNTUK PENGELUARAN BARANGAN BERASASKAN KERTAS	9,605	14,337	209		95
726 JENTERA PERCETAKAN DAN PENJILIDAN DAN ALAT GANTI	23,120	14,181	976		1,257
727 MESIN MEMPROSES MAKANAN, (TIDAK TERMASUK ALAT-ALAT RUMAH)	45,386	56,906	1,134		331
728 LAIN-LAIN JENTERA DAN KELENGKAPAN KHUSUS UNTUK INDUSTRI TERTENTU TSTL DAN ALAT GANTI	1,001,675	779,977	83,223		34,131
731 PERALATAN MESIN YANG DIGUNAKAN UNTUK MEMBUANG LOGAM ATAU BAHAN LAIN	16,328	44,952	1,249		2,728
733 PERALATAN MESIN UNTUK MENGERJAKAN LOGAM KARBIDA ATAU SERMET, LOGAM TERSINTER TANPA MEMBUANG BAHAN	23,211	13,250	1,656		1,020
735 PERKAKAS DAN ALAT GANTI MESIN DI BAWAH TAJUK 731 DAN 733, TSTL	25,920	52,185	3,237		10,371
737 JENTERA PERTUKANGAN LOGAM (SELAIN DARIPADA ALAT MESIN) TSTL	73,108	64,576	5,290		3,426
741 KELENGKAPAN PENDINGINAN DAN PEMANASAN DAN ALAT GANTI, TSTL	814,957	1,245,610	10,279		19,732
742 PAM DAN ALAT GANTI UNTUK MENGEPAK CECAIR SEPERTI MINYAK, MINYAK PELINCIR, KONKRIT DSB UNTUK CECAIR DAN ALAT GANTI	135,412	119,477	21,302		10,323
743 PAM, (SELAIN DRPD PAM UNTUK CECAIR) DAN PEMAMPAT PERKAKAS PENAPIS DAN KIPAS	522,013	496,768	41,575		36,214
744 KELENGKAPAN PENGENDALIAN MEKANIKAL DAN ALAT GANTI, TSTL	311,692	237,220	63,379		36,937
745 JENTERA BUKAN ELEKTRIK LAIN, PERALATAN MEKANIKAL; ALAT GANTI, TSTL	135,184	151,033	8,645		6,884
746 BOLA ATAU GALAS GULING	63,775	48,732	6,354		3,157
747 PILI, GABUS, INJAP DAN ALAT-ALAT SEUMPAMANYA	307,780	217,746	11,276		4,491
748 ACI PENGHANTARAN DAN ENKOL DAN ALAT GANTI	121,414	112,107	18,220		18,747
749 ALAT GANTI JENTERA BUKAN ELEKTRIK, TSTL	108,984	78,350	15,411		8,701
751 MESIN-MESIN KEGUNAAN PEJABAT	70,173	67,640	3,540		5,636
752 MESIN MEMPROSES DATA AUTOMATIK DAN UNITNYA	107,008	115,634	24,647		27,906
759 ALAT GANTI MESIN PEJABAT DAN MESIN MEMPROSES DATA BAGI TAJUK 751 DAN 752	158,487	96,165	8,251		6,173
761 ALAT TERIMA SIARAN TV DENGAN ALAT TERIMA SIARAN RADIO, PERAKAM BUNYI ATAU PENGHASILAN SEMULA	152,765	133,300	4,004		4,052
762 ALAT TERIMA SIARAN RADIO DENGAN PERAKAM BUNYI ATAU PENGHASILAN BUNYI	5,700	5,136	-		-
763 KELENGKAPAN RAKAMAN/PENGELUARAN SUARA, TERMASUK VIDEO, KASET DAN CAKERA PADAT, DSB	4,983	3,776	78		51
764 KELENGKAPAN TELEKOMUNIKASI, TSTL DAN ALAT GANTI; AKSESORI DIGUNA DALAM BAHAGIAN 76	556,117	552,728	56,179		45,643
771 JENTERA KUASA ELEKTRIK, (SELAIN DARI LOJI ELEKTRIK BERPUTAR) DAN ALAT GANTI	181,822	192,464	101,197		95,564
772 PERKAKAS ELEKTRIK, TSTL, DAN ALAT GANTI, TSTL	490,465	328,754	22,118		13,049
773 KELENGKAPAN PENGAGIHAN ELEKTRIK, TSTL	224,725	233,866	4,465		1,811
774 PERKAKAS ELEKTRO DIAGNOSTIK DAN RADIOLOGI UNTUK KEGUNAAN PERUBATAN, SURGERI, PERGIAN ATAU SAINS VETERINARI	32,746	33,921	3,746		2,751
775 KELENGKAPAN RUMAH, ELEKTRIK DAN BUKAN ELEKTRIK, TSTL	279,240	285,490	4,350		4,470
776 INJAP DAN TIUB TERMIONIK; FOTOSSEL, DSB; ALAT GANTI, TSTL	75,022	75,418	2,141,982		3,088,253
778 JENTERA DAN PERKAKAS ELEKTRIK, TSTL	1,726,160	1,824,772	2,154,414		2,316,342
781 MOTOKAR DAN KENDERAAN PENUMPANG LAIN	2,402,753	2,403,963	238,928		179,235
782 KENDERAAN BARANG BERMOTOR DAN KENDERAAN MOTOR KHAS	973,340	853,425	65,092		44,171

SARAWAK

JADUAL 4 (SAMB) : IMPORT DAN EKSPORT MENGIKUT KUMPULAN BARANGAN (RM'000)
TABLE 4 (CONT'D) : IMPORTS AND EXPORTS BY COMMODITY GROUPS (RM'000)

KUMPULAN BARANGAN COMMODITY GROUPS	IMPORT/IMPORTS (C.I.F)		EKSPORT/EXPORTS (F.O.B)		
	JAN - DIS		JAN - DIS		
	2019	2020	2019	2020	2020
783 KENDERAAN JALAN RAYA BERMOTOR, TSTL	80,614	45,777	1,939		4,920
784 ALAT GANTI DAN AKSESORI BAGI KENDERAAN BERMOTOR DIBAWAH TAJUK 722,781,782 ATAU 783	586,001	499,554	59,749		56,076
785 MOTOSIKAL, SKUTER, DSB, BERMOTOR DAN TIDAK BERMOTOR	328,088	455,444	18,588		9,234
786 TRAILER DAN SEPARA TRAILER DIREKA KHAS UNTUK MENGANGKUT KONTENA	33,872	22,154	4,358		743
791 KENDERAAN KERETA API (TERMASUK 'HOVERTRAINS')	1,155	1,727	136		233
792 PESAWAT UDARA DAN KELENGKAPAN, KAPAL ANGKASA DAN KENDERAAN PELANCAR DAN ALAT GANTI	72,021	57,947	43,405		23,027
793 KAPAL, BOT (TERMASUK 'HOVERCRAFT') DAN STRUKTUR TERAPUNG	23,843	21,038	3,515,260		260,468
811 BANGUNAN PRAPASANG	46,633	10,948	177		245
812 ALAT/PERKAKAS KEBERSIHAN, PEMASANGAN PAIP, PEMANAS DAN LAMPU, TSTL	8,714	9,213	2,192		2,726
813 LENGKAPAN DAN PASANGAN LAMPU, TSTL	95,187	64,130	3,179		1,138
821 PERABOT DAN BAHAGIANNYA	344,830	332,192	57,863		54,213
831 BARANG-BARANG PERJALANAN, TAS TANGAN DAN SEUMPAMANYA	126,269	54,853	836		964
841 PAKAIAN LUAR DAN DALAM LELAKI DARIPADA KAIN TEKSTIL, TIDAK DIKAIT ATAU KRUSYE	229,589	76,379	1,462		1,025
842 PAKAIAN LUAR DAN DALAM PEREMPUAN DARIPADA KAIN TEKSTIL, TIDAK DIKAIT	360,476	123,440	1,124		1,145
843 PAKAIAN LUAR DAN DALAM LELAKI DARIPADA KAIN TEKSTIL, DIKAIT	3,829	1,133	-		-
844 PAKAIAN LUAR DAN DALAM PEREMPUAN DARIPADA KAIN TEKSTIL, DIKAIT	24,053	23,975	-		-
845 PAKAIAN LUAR DAN BARANG DARIPADA KAIN TEKSTIL SAMA ADA DIKAIT ATAU TIDAK; TSTL	660,383	330,764	8,200		6,341
846 KELENGKAPAN PAKAIAN DARIPADA KAIN TEKSTIL SAMA ADA DIKAIT ATAU KRUSYE	61,536	34,857	116		1,290
848 KELENGKAPAN PAKAIAN, PENUTUP KEPALA, DSB	43,204	37,577	1,074		759
851 KASUT	132,986	95,995	4,908		2,352
871 PERKAKAS OPTIK, TSTL	3,412	6,045	431		635
872 PERKAKAS PERUBATAN, TSTL	130,166	114,256	19,405		11,931
873 METER DAN PENGIRA, TSTL	16,402	14,849	555		43
874 ALAT-ALAT MENGUKUR, MEMERIKSA, MENGANALISIS DAN KAWALAN; ALAT GANTI	476,534	274,510	31,800		16,335
881 PERKAKAS DAN KELENGKAPAN SENI FOTO, TSTL	6,984	6,949	398		166
882 BEKALAN SENI FOTO DAN ALAT PEMBUAT FILEM	2,143	1,015	11		31
883 FILEM WAYANG GAMBAR DIDEHAHKAN ATAU DIMAJUKAN, SAMA ADA MENGABUNGKAN KESAN BUNYI ATAU HANYA TERDIRI DRPD KESAN BUNYI	18	-	-		-
884 BARANG OPTIK, TSTL	18,782	10,491	151		271
885 JAM TANGAN DAN JAM DINDING	67,341	27,169	161		1,378
891 SENJATA API DAN PELURU	8,207	4,664	139		240
892 BAHAN BERCETAK	137,676	427,659	14,390		12,540
893 BARANG-BARANG PLASTIK, TSTL	486,335	478,492	25,294		27,698
894 ALAT MAINAN KANAK-KANAK DAN BARANGAN SUKAN	167,019	151,489	5,606		3,671
895 BEKALAN PEJABAT DAN ALAT TULIS, TSTL	30,581	18,077	1,507		602
896 KARYA SENI DAN BARANG ANTIK	2,663	5,637	132		474
897 BARANG KEMAS DRPD EMAS DAN PERAK TULEN DAN SEPARA TULEN	18,919	47,075	133		10,441
898 ALAT MUZIK DAN ALAT GANTI DAN AKSESORI	14,418	17,991	4,416		1,430
899 PELBAGAI BARANG PERKILANGAN, TSTL	52,297	41,625	2,177		1,026
931 TRANSAKSI DAN KOMODITI KHAS	183,741	150,843	43,818		25,962
JUMLAH TOTAL	44,582,624	40,872,540	100,592,012		77,203,353

SARAWAK

JADUAL 5 : IMPORT DAN EKSPORT MENGIKUT NEGARA ASAL DAN YANG DITUJU (RM'000)
 TABLE 5 : IMPORTS AND EXPORTS BY COUNTRY OF ORIGIN AND DESTINATION (RM'000)

NEGARA-NEGARA UTAMA MAJOR COUNTRIES	IMPORT/ IMPORTS (C.I.F)		EKSPORT/ EXPORTS (F.O.B)	
	JAN - DIS		JAN - DIS	
	2019	2020	2019	2020
AFRIKA UTARA <i>NORTH AFRICA</i>				
ALGERIA	1	6,540	12,476	7,611
EGYPT	36,159	35,425	53,527	99,716
LIBYA	-	-	432	241
MOROCCO	92	45	*	14,030
SUDAN	-	-	2,515	-
TUNISIA	3,168	1,497	*	555
JUMLAH	39,420	43,507	68,951	122,153
<i>TOTAL</i>				
NEGARA-NEGARA LAIN DI AFRIKA <i>OTHER AFRICA</i>				
ANGOLA	-	-	216	-
BURKINA FASO	-	-	-	-
CAMEROON	82	25,036	27,061	-
COTE D'IVOIRE	21,714	-	15,889	-
ESWATINI	-	-	-	-
ETHIOPIA	1	1	-	-
GHANA	-	1	147,953	345,319
KENYA	65	51	46,602	339,009
LIBERIA	-	-	*	324
MADAGASCAR	67	20	13,938	17,942
MALAWI	-	-	430	460
MALI	-	-	-	-
MAURITIUS	8	206	1,729	2,358
MOZAMBIQUE	60	-	191,936	266,806
NIGER	-	-	-	3
NIGERIA	8	264	345,801	545,537
SEYCHELLES	-	-	489	390
SIERRA LEONE	-	-	-	150
SOMALIA	-	125	553	39
SOUTH AFRICA	707,844	584,549	385,798	365,329
TANZANIA, UNITED REP. OF	-	-	16,473	116
TOGO	-	-	77,799	221,699
UGANDA	5	-	-	-
ZAMBIA	-	-	234	1,788
ZIMBABWE	25	-	-	-
NEGARA-NEGARA LAIN <i>OTHER COUNTRIES</i>	46,977	45,099	115,328	93,494
JUMLAH	776,854	655,351	1,388,230	2,200,763
<i>TOTAL</i>				
AMERIKA TENGAH & SELATAN <i>CENTRAL & SOUTH AMERICA</i>				
ARGENTINA	528,215	531,260	899	368
BOLIVIA	654	533	-	-

SARAWAK

JADUAL 5 (SAMB) : IMPORT DAN EKSPORT MENGIKUT NEGARA ASAL DAN YANG DITUJU (RM'000)
TABLE 5 (CONT'D) : IMPORTS AND EXPORTS BY COUNTRY OF ORIGIN AND DESTINATION (RM'000)

NEGARA-NEGARA UTAMA MAJOR COUNTRIES	IMPORT/ IMPORTS (C.I.F)		EKSPORT/ EXPORTS (F.O.B)	
	JAN - DIS		JAN - DIS	
	2019	2020	2019	2020
BRAZIL	171,382	121,014	25,511	57,079
CHILE	8,726	4,420	11,404	3,570
COLOMBIA	49,935	65,711	2,691	1,805
COSTA RICA	1,165	6	-	-
CUBA	8	1	322	323
DOMINICAN REPUBLIC	8	6	9,597	11,809
ECUADOR	1,288	2,891	927	2,215
GUATEMALA	2	50	2,635	2,790
JAMAICA	18	20	-	-
MEXICO	13,802	13,495	118,177	86,667
PANAMA	171	336	214	-
PARAGUAY	-	*	-	-
PERU	398	8,454	120	567
URUGUAY	914	282	-	317
VENEZUELA	-	18	*	-
NEGARA-NEGARA LAIN OTHER COUNTRIES	5,569	2,558	23,624	6,481
JUMLAH	782,256	751,054	196,121	173,993
TOTAL				
AMERIKA UTARA NORTH AMERICA				
CANADA	221,748	293,899	19,600	4,725
UNITED STATES	858,824	852,283	1,712,139	1,170,493
JUMLAH	1,080,572	1,146,182	1,731,739	1,175,218
TOTAL				
ASIA BARAT WEST ASIA				
BAHRAIN	1	2,980	48,064	19,816
IRAN, ISLAMIC REP. OF	4,694	1,988	-	-
IRAQ	-	-	7,447	3,889
JORDAN	38,968	64,834	2,422	1,721
KUWAIT	-	35	3,439	3,565
LEBANON	12	23	981	5,116
OMAN	10,364	6,978	26,534	81,990
QATAR	1,299	587	61,014	33,157
SAUDI ARABIA	2,581	54,668	76,198	427,317
SYRIAN ARAB REPUBLIC	-	-	-	-
UNITED ARAB EMIRATES	50,432	83,395	202,272	127,576
YEMEN, REPUBLIC OF	1,129	783	245,900	225,636
NEGARA-NEGARA LAIN OTHER COUNTRIES	1	-	-	-
JUMLAH	109,481	216,270	674,270	929,783
TOTAL				

SARAWAK

JADUAL 5 (SAMB) : IMPORT DAN EKSPORT MENGIKUT NEGARA ASAL DAN YANG DITUJU (RM'000)
TABLE 5 (CONT'D) : IMPORTS AND EXPORTS BY COUNTRY OF ORIGIN AND DESTINATION (RM'000)

NEGARA-NEGARA UTAMA MAJOR COUNTRIES	IMPORT/ IMPORTS (C.I.F)		EKSPORT/ EXPORTS (F.O.B)	
	JAN - DIS		JAN - DIS	
	2019	2020	2019	2020
ASIA SELATAN				
<i>SOUTH ASIA</i>				
AFGHANISTAN	20	1	2,488	1,402
BANGLADESH	8,557	7,651	242,461	411,332
INDIA	742,135	494,962	8,502,252	4,855,740
MALDIVES	10	-	15,707	1,955
NEPAL	4	4	1	352
PAKISTAN	13,715	18,160	303,309	153,338
SRI LANKA	1,439	2,848	31,012	36,773
NEGARA-NEGARA LAIN <i>OTHER COUNTRIES</i>	-	-	*	-
JUMLAH	765,881	523,626	9,097,232	5,460,892
<i>TOTAL</i>				
ASIA TENGGARA				
<i>SOUTH EAST ASIA</i>				
BRUNEI DARUSSALAM	69,899	21,138	326,993	406,903
CAMBODIA	21,458	36,251	11,741	24,660
INDONESIA	1,885,076	1,169,729	1,760,762	1,363,906
LAO, PEOPLE'S DEM. REP.	1,893	2,456	-	-
MYANMAR, UNION OF	14,300	46,081	51,733	296,098
PHILIPPINES	21,154	23,138	869,850	793,449
SINGAPORE, REPUBLIC OF	1,456,498	1,173,760	1,279,684	1,007,150
THAILAND	795,092	636,036	3,262,751	2,211,450
VIETNAM	807,275	724,641	2,394,969	3,469,110
JUMLAH	5,072,645	3,833,228	9,958,482	9,572,726
<i>TOTAL</i>				
MALAYSIA				
PENINSULAR MALAYSIA	22,009,079	19,892,590	15,301,065	9,645,311
SABAH	59,452	44,803	3,570,567	291,636
SARAWAK	27,400	1,068	-	-
JUMLAH	22,095,931	19,938,461	18,871,632	9,936,947
<i>TOTAL</i>				
TIMUR LAUT ASIA				
<i>NORTH EAST ASIA</i>				
CHINA, PEOPLE'S REPUBLIC OF	6,589,055	6,721,733	14,466,063	13,778,766
HONG KONG, SAR	79,371	81,023	897,407	774,433
JAPAN	2,288,919	2,348,184	20,673,263	17,107,660
KOREA, DEM. PEOPLE'S REP. OF	-	-	-	-
KOREA, REPUBLIC OF	1,097,147	1,048,284	10,258,909	8,258,672
MACAO	19	6	553	1,326
MONGOLIA, PEOPLE'S REP. OF	1	-	69	111
TAIWAN	310,746	317,201	6,514,344	2,401,450
JUMLAH	10,365,258	10,516,431	52,810,607	42,322,418
<i>TOTAL</i>				

SARAWAK

JADUAL 5 (SAMB) : IMPORT DAN EKSPORT MENGIKUT NEGARA ASAL DAN YANG DITUJU (RM'000)
 TABLE 5 (CONT'D) : IMPORTS AND EXPORTS BY COUNTRY OF ORIGIN AND DESTINATION (RM'000)

NEGARA-NEGARA UTAMA MAJOR COUNTRIES	IMPORT/ IMPORTS (C.I.F)		EKSPORT/ EXPORTS (F.O.B)	
	JAN - DIS		JAN - DIS	
	2019	2020	2019	2020
KESATUAN EROPAH <i>EUROPEAN UNION E.U.</i>				
AUSTRIA	24,144	12,915	918	920
BELGIUM	38,872	72,445	104,888	71,051
BULGARIA	4,062	850	34,644	44,302
CROATIA	4	31	1,563	995
CYPRUS	389	1,239	488	614
CZECH REPUBLIC	2,285	2,927	*	*
DENMARK	19,735	29,091	3,725	825
ESTONIA	207	828	1	-
FINLAND	32,653	40,928	11,420	1,015
FRANCE	79,213	70,870	58,033	66,168
GERMANY, FEDERAL REPUBLIC OF	483,556	204,626	528,060	476,653
GREECE	872	669	8,326	20,041
HUNGARY	512	2,443	1	13,677
IRELAND	701	28,203	7,778	1,083
ITALY	270,298	154,658	555,107	648,173
LATVIA	31	33	-	-
LITHUANIA	59	131	-	-
LUXEMBOURG	6	698	3	-
MALTA	1,382	345	-	*
NETHERLANDS	141,850	116,112	475,647	883,063
POLAND	43,476	16,698	10,118	54,068
PORTUGAL	1,827	2,344	8,850	2,355
ROMANIA	15,588	1,785	*	959
SLOVAKIA	1,239	847	1	-
SLOVENIA	2,409	2,006	2,089	1,968
SPAIN	22,875	35,968	686,602	217,853
SWEDEN	64,322	24,419	22,534	3,794
	JUMLAH	1,252,568	824,111	2,520,798
	TOTAL			2,509,577
NEGARA-NEGARA LAIN DI EROPAH <i>OTHER EUROPE</i>				
ALBANIA	4	8	1,712	-
BOSNIA-HERZEGOVINA	-	-	*	-
GIBRALTAR	-	-	-	-
ICELAND	3	179	-	-
MACEDONIA	30	12	-	-
MONACO	-	-	-	-
MONTENEGRO	-	-	24,586	384
NORWAY	19,547	19,012	681	87

SARAWAK

JADUAL 5 (SAMB) : IMPORT DAN EKSPORT MENGIKUT NEGARA ASAL DAN YANG DITUJU (RM'000)
 TABLE 5 (CONT'D) : IMPORTS AND EXPORTS BY COUNTRY OF ORIGIN AND DESTINATION (RM'000)

NEGARA-NEGARA UTAMA MAJOR COUNTRIES	IMPORT/ IMPORTS (C.I.F)		EKSPORT/ EXPORTS (F.O.B)	
	JAN - DIS		JAN - DIS	
	2019	2020	2019	2020
SWITZERLAND	53,858	69,382	6,479	1,602
TURKEY	12,143	18,086	340,830	528,951
UNITED KINGDOM	173,017	103,177	50,141	22,369
NEGARA-NEGARA LAIN OTHER COUNTRIES	110	72	-	-
JUMLAH TOTAL	258,712	209,928	424,430	553,393
KOMANWEL NEGARA-NEGARA MERDEKA COMMONWEALTH OF INDEPENDENT STATES				
ARMENIA	-	-	-	-
AZERBAIJAN	-	-	-	-
BELARUS	-	2,427	-	-
GEORGIA	6,908	1,051	-	-
KAZAKHSTAN	-	-	324	-
KYRGYZSTAN	25	2	-	-
MOLDOVA, REPUBLIC OF	14,124	6,909	-	-
RUSSIAN FEDERATION	207,150	164,908	19,339	18,206
TAJIKISTAN	-	-	-	-
TURKMENISTAN	-	-	-	-
UKRAINE	53,162	48,389	6,707	4
UZBEKISTAN	-	-	-	-
JUMLAH TOTAL	281,369	223,687	26,369	18,210
OCEANIA				
AUSTRALIA	1,590,637	1,794,445	1,571,866	1,561,957
CHRISTMAS ISLAND	17,963	28,057	-	-
FIJI	167	*	4	*
NEW CALEDONIA	-	-	2	-
NEW ZEALAND	90,391	135,039	959,312	422,883
PAPUA NEW GUINEA	1,650	32,471	209,701	201,820
WESTERN SAMOA	-	-	-	-
NEGARA-NEGARA LAIN OTHER COUNTRIES	854	694	82,047	40,441
JUMLAH TOTAL	1,701,662	1,990,706	2,822,931	2,227,103
NEGARA-NEGARA LAIN, TSTL OTHER COUNTRIES, NES	14	-	219	178
JUMLAH TOTAL	44,582,624	40,872,540	100,592,012	77,203,353

SARAWAK

JADUAL 6 : IMPORT MENGIKUT KUMPULAN NEGARA DAN SEKSYEN BARANGAN (RM'000)
 TABLE 6 : IMPORTS BY COUNTRY GROUPINGS AND COMMODITY SECTIONS (RM'000)

KETERANGAN <i>DESCRIPTION</i>	JAN - DIS 2020										
	MAKANAN <i>FOOD</i>	MINUMAN & TEM-BAKAU <i>BEV. & TOBACCO</i>	BAHAN-BAHAN MENTAH <i>CRUDE MATERIALS</i>	BAHAN API GALIAN <i>MINERAL FUELS</i>	MINYAK BINATANG & SAYUR-SAYURAN <i>ANIMAL & VEG OILS</i>	BAHAN KIMIA <i>CHEMICALS</i>	BARANG KELUARAN KILANG <i>MFG GOODS</i>	JENTERA & PENG-ANGKUTAN <i>MACH. & TRANS</i>	PELBAGAI BARANG KELUARAN KILANG <i>MISC MFG ARTICLES</i>	PELBAGAI URUSNIAGA BARANGAN <i>MISC TRANS NES</i>	JUMLAH <i>TOTAL</i>
AFRIKA UTARA <i>NORTH AFRICA</i>	7,398	-	13,717	-	-	22,042	255	13	52	30	43,507
NEGARA-NEGARA LAIN DI AFRIKA <i>OTHER AFRICA</i>	35,495	24	574,915	2,526	-	25,584	13,818	2,780	96	113	655,351
AMERIKA TENGAH & SELATAN <i>CENTRAL & SOUTH AMERICA</i>	595,360	1,040	8,242	65,703	94	25,174	41,939	12,473	348	682	751,054
AMERIKA UTARA <i>NORTH AMERICA</i>	58,633	360	16,146	1,887	10	448,017	130,943	429,406	54,756	6,024	1,146,182
ASIA BARAT <i>WEST ASIA</i>	10,022	21	89,699	14,654	-	89,372	8,163	4,156	57	126	216,270
ASIA SELATAN <i>SOUTH ASIA</i>	166,129	-	186,831	1,809	592	22,672	81,896	57,684	5,294	718	523,626
ASIA TENGGARA <i>SOUTH EAST ASIA</i>	737,751	14,991	717,727	537,022	96,138	470,661	379,821	818,965	36,315	23,837	3,833,228
PENINSULAR MALAYSIA, SABAH, SARAWAK	2,544,621	656,610	189,369	1,158,934	72,803	2,433,959	3,459,093	7,074,821	2,270,559	77,692	19,938,461
TIMUR LAUT ASIA <i>NORTH EAST ASIA</i>	496,982	3,848	329,153	417,867	853	2,987,828	1,507,356	4,318,214	425,300	29,030	10,516,431
KESATUAN EROPAH <i>EUROPEAN UNION E.U.</i>	130,492	1,454	2,428	56,363	482	138,958	54,564	408,534	21,839	8,997	824,111
NEGARA-NEGARA LAIN DI EROPAH <i>OTHER EUROPE</i>	10,304	4,507	429	247	115	44,134	13,756	107,521	26,311	2,603	209,928
KOMANWEL NEGARA-NEGARA MERDEKA <i>COMMONWEALTH OF INDEPENDENT STATES</i>	43,638	36	2,682	20,672	-	142,026	13,535	1,010	48	40	223,687
OCEANIA <i>OCEANIA</i>	316,126	11,927	1,543,459	23,608	747	31,454	48,108	11,852	2,475	950	1,990,706
NEGARA-NEGARA LAIN, TSTL <i>OTHER COUNTRIES, NES</i>	-	-	-	-	-	-	-	-	-	-	-
JUMLAH TOTAL	5,152,952	694,819	3,674,796	2,301,292	171,834	6,881,881	5,753,245	13,247,429	2,843,449	150,843	40,872,540

SARAWAK

JADUAL 7 : EKSPORT MENGIKUT KUMPULAN NEGARA DAN SEKSYEN BARANGAN (RM'000)
 TABLE 7 : EXPORTS BY COUNTRY GROUPINGS AND COMMODITY SECTIONS (RM'000)

KETERANGAN <i>DESCRIPTION</i>	JAN - DIS 2020										
	MAKANAN <i>FOOD</i>	MINUMAN & TEM-BAKAU <i>BEV. & TOBACCO</i>	BAHAN-BAHAN MENTAH <i>CRUDE MATERIALS</i>	BAHAN API GALIAN <i>MINERAL FUELS</i>	MINYAK BINATANG & SAYUR-SAYURAN <i>ANIMAL & VEG OILS</i>	BAHAN KIMIA <i>CHEMICALS</i>	BARANG KELUARAN KILANG <i>MFG GOODS</i>	JENTERA & PENG-ANGKUTAN <i>MACH. & TRANS</i>	PELBAGAI BARANG KELUARAN KILANG <i>MISC MFG ARTICLES</i>	PELBAGAI URUSNIAGA BARANGAN <i>MISC TRANS NES</i>	JUMLAH <i>TOTAL</i>
AFRIKA UTARA <i>NORTH AFRICA</i>	5,866	-	-	235	109,518	251	6,229	55	-	*	122,153
NEGARA-NEGARA LAIN DI AFRIKA <i>OTHER AFRICA</i>	5,170	*	4,175	1,324	1,922,669	69,038	178,263	19,441	624	59	2,200,763
AMERIKA TENGAH & SELATAN <i>CENTRAL & SOUTH AMERICA</i>	565	-	277	38,048	-	3,333	125,828	5,884	30	28	173,993
AMERIKA UTARA <i>NORTH AMERICA</i>	6,501	*	864	53,203	98,537	56,941	292,557	665,571	816	228	1,175,218
ASIA BARAT <i>WEST ASIA</i>	27,756	-	175,584	11,702	431,783	6,869	201,310	74,756	-	22	929,783
ASIA SELATAN <i>SOUTH ASIA</i>	12,321	*	327,334	1,304,085	2,822,869	144,258	848,037	1,784	35	169	5,460,892
ASIA TENGGARA <i>SOUTH EAST ASIA</i>	340,399	8,142	274,686	3,249,182	779,949	519,115	2,090,344	2,273,618	32,037	5,254	9,572,726
PENINSULAR MALAYSIA, SABAH, SARAWAK	164,566	19,210	292,379	6,098,929	1,053,723	253,633	1,421,571	550,838	66,602	15,496	9,936,947
TIMUR LAUT ASIA <i>NORTH EAST ASIA</i>	304,450	77	686,025	28,059,793	3,857,581	1,312,608	5,729,870	2,312,319	58,291	1,386	42,322,418
KESATUAN EROPAH <i>EUROPEAN UNION E.U.</i>	3,147	1	4,710	94,091	1,198,233	196,951	522,928	488,417	953	146	2,509,577
NEGARA-NEGARA LAIN DI EROPAH <i>OTHER EUROPE</i>	7,896	*	8,016	2,851	7,852	117	519,946	6,496	100	118	553,393
KOMANWEL NEGARA-NEGARA MERDEKA <i>COMMONWEALTH OF INDEPENDENT STATES</i>	-	*	-	18,161	-	-	-	38	-	11	18,210
OCEANIA	92,697	*	2,313	1,730,136	-	94,993	127,061	175,235	1,622	3,046	2,227,103
NEGARA-NEGARA LAIN, TSTL <i>OTHER COUNTRIES, NES</i>	178	-	-	-	-	-	-	-	-	-	178
JUMLAH TOTAL	971,512	27,431	1,776,363	40,661,740	12,282,715	2,658,107	12,063,962	6,574,451	161,109	25,962	77,203,353

SARAWAK

JADUAL 8 : IMPORT MENGIKUT NEGARA ASAL DAN SEKSYEN BARANGAN (RM'000)
 TABLE 8 : IMPORTS BY COUNTRY OF ORIGIN AND COMMODITY SECTIONS (RM'000)

JAN - DIS 2020

KETERANGAN	MAKANAN	MINUMAN & TEM-BAKAU	BAHAN-BAHAN BAHAN MENTAH	BAHAN API GALIAN	MINYAK BINATANG & SAYUR-SAYURAN	BAHAN KIMIA	BARANG KELUARAN KILANG	JENTERA & PENG-ANGKUTAN	PELBAGAI BARANG KELUARAN KILANG	PELBAGAI URUSNIAGA BARANGAN	JUMLAH
DESCRIPTION	FOOD	BEV. & TOBACCO	CRUDE MATERIALS	MINERAL FUELS	ANIMAL & VEG OILS	CHEMI-CALS	MFD GOODS	MACH. & TRANS	MISC MFD ARTICLES	MISC TRANS NES	TOTAL
AFRIKA UTARA NORTH AFRICA											
ALGERIA	-	-	2,980	-	-	3,560	-	-	-	-	6,540
EGYPT	6,230	-	10,737	-	-	18,148	252	-	52	6	35,425
LIBYA	-	-	-	-	-	-	-	-	-	-	-
MOROCCO	9	-	-	-	-	-	2	10	-	23	45
SUDAN	-	-	-	-	-	-	-	-	-	-	-
TUNISIA	1,159	-	-	-	-	334	-	3	-	1	1,497
NEGARA-NEGARA LAIN OTHER COUNTRIES	-	-	-	-	-	-	-	-	-	-	6,540
JUMLAH TOTAL	7,398	-	13,717	-	-	22,042	255	13	52	30	43,507
NEGARA-NEGARA LAIN DI AFRIKA OTHER AFRICA											
ANGOLA	-	-	-	-	-	-	-	-	-	-	-
BURKINA FASO	-	-	-	-	-	-	-	-	-	-	-
CAMEROON	6,637	-	-	-	-	18,292	97	-	2	8	25,036
COTE D'IVOIRE	-	-	-	-	-	-	-	-	-	-	-
ESWATINI	-	-	-	-	-	-	-	-	-	-	-
ETHIOPIA	-	-	-	-	-	-	-	-	-	1	1
GHANA	-	-	-	-	-	*	-	-	-	*	1
KENYA	49	-	-	-	-	-	-	-	-	1	51
LIBERIA	-	-	-	-	-	-	-	-	-	-	-
MADAGASCAR	-	-	-	-	-	-	-	-	14	6	20
MALAWI	-	-	-	-	-	-	-	-	-	-	-
MALI	-	-	-	-	-	-	-	-	-	-	-
MAURITIUS	-	-	-	-	-	-	159	18	24	6	206
MOZAMBIQUE	-	-	-	-	-	-	-	-	-	-	-
NIGER	-	-	-	-	-	-	-	-	-	-	-
NIGERIA	-	-	-	-	-	-	258	-	-	6	264
RWANDA	-	-	-	-	-	-	-	-	-	-	-
SEYCHELLES	-	-	-	-	-	-	-	-	-	-	-
SIERRA LEONE	-	-	-	-	-	-	-	-	-	*	*
SOMALIA	125	-	-	-	-	-	-	-	-	-	125
SOUTH AFRICA	28,684	24	535,489	2,526	-	7,292	7,690	2,711	54	78	584,549
TANZANIA, UNITED REP. OF	-	-	-	-	-	-	-	-	-	-	-
TOGO	-	-	-	-	-	-	-	-	-	-	-
UGANDA	-	-	-	-	-	-	-	-	-	*	*
ZAIRE, REPUBLIC OF	-	-	-	-	-	-	-	-	-	-	-
ZAMBIA	-	-	-	-	-	-	-	-	-	-	-
ZIMBABWE	-	-	-	-	-	-	-	-	-	-	-
NEGARA-NEGARA LAIN OTHER COUNTRIES	-	-	39,425	-	-	-	5,615	52	2	5	45,099
JUMLAH TOTAL	35,495	24	574,915	2,526	-	25,584	13,818	2,780	96	113	655,351
AMERIKA TENGAH & SELATAN CENTRAL & SOUTH AMERICA											
ARGENTINA	530,965	32	-	-	-	191	52	3	-	17	531,260
BOLIVIA	-	-	481	-	-	49	-	3	-	*	533
BRAZIL	46,539	-	5,617	-	94	21,369	40,168	7,127	5	95	121,014
CHILE	1,975	375	1,631	-	-	435	-	-	-	4	4,420
COLOMBIA	4	-	-	65,703	-	-	-	2	-	2	65,711
COSTA RICA	-	-	-	-	-	-	-	-	4	1	6
CUBA	-	-	-	-	-	-	-	-	-	1	1
DOMINICAN REPUBLIC	-	-	-	-	-	-	-	5	-	1	6
ECUADOR	2,841	-	-	-	-	-	45	-	-	5	2,891

SARAWAK

JADUAL 8 (SAMB) : IMPORT MENGIKUT NEGARA ASAL DAN SEKSYEN BARANGAN (RM'000)
TABLE 8 (CONT'D) : IMPORTS BY COUNTRY OF ORIGIN AND COMMODITY SECTIONS (RM'000)

KETERANGAN <i>DESCRIPTION</i>	JAN - DIS 2020										JUMLAH <i>TOTAL</i>
	MAKANAN <i>FOOD</i>	MINUMAN & TEM-BAKAU <i>BEV. & TOBACCO</i>	BAHAN-BAHAN BAHAN MENTAH <i>CRUDE MATERIALS</i>	BAHAN API GALIAN <i>MINERAL FUELS</i>	MINYAK BINATANG & SAYUR-SAYURAN <i>ANIMAL & VEG OILS</i>	BAHAN KIMIA <i>CHEMICALS</i>	BARANG KELUARAN KILANG <i>MFG GOODS</i>	JENTERA & PENG-ANGKUTAN <i>MACH. & TRANS</i>	PELBAGAI BARANG KELUARAN KILANG <i>MISC MFG ARTICLES</i>	PELBAGAI URUSNIAGA BARANGAN <i>MISC TRANS NES</i>	
GUATEMALA	48	-	-	-	-	-	-	-	-	2	50
HAITI	-	-	-	-	-	-	-	-	-	-	-
JAMAICA	-	17	-	-	-	-	-	-	-	3	20
MEXICO	2,446	87	-	-	-	3,130	1,654	5,321	336	520	13,495
NETHERLANDS ANTILLES	-	-	-	-	-	-	-	-	-	-	-
PANAMA	334	-	-	-	-	-	-	-	-	1	336
PARAGUAY	-	-	-	-	-	-	-	-	-	*	*
PERU	8,424	-	-	-	-	-	2	13	3	12	8,454
URUGUAY	282	-	-	-	-	-	-	-	-	-	282
VENEZUELA	-	-	-	-	-	-	18	-	-	-	18
NEGARA-NEGARA LAIN <i>OTHER COUNTRIES</i>	1,501	528	512	-	-	-	-	-	-	16	2,558
JUMLAH TOTAL	595,360	1,040	8,242	65,703	94	25,174	41,939	12,473	348	682	751,054
AMERIKA UTARA <i>NORTH AMERICA</i>											
CANADA	8,988	-	8,209	4	-	263,540	1,221	11,363	359	215	293,899
UNITED STATES	49,644	360	7,937	1,883	10	184,477	129,722	418,043	54,397	5,810	852,283
JUMLAH TOTAL	58,633	360	16,146	1,887	10	448,017	130,943	429,406	54,756	6,024	1,146,182
ASIA BARAT <i>WEST ASIA</i>											
BAHRAIN	1,229	-	1,751	-	-	-	-	-	-	-	2,980
IRAN, ISLAMIC REP. OF	1,983	-	-	-	-	-	-	5	-	-	1,988
IRAQ	-	-	-	-	-	-	-	-	-	-	-
JORDAN	-	-	3,001	-	-	61,815	-	16	-	2	64,834
KUWAIT	-	-	-	-	-	-	35	-	-	-	35
LEBANON	-	21	-	-	-	-	-	-	-	2	23
OMAN	3,707	-	3,256	-	-	-	-	8	5	2	6,978
QATAR	-	-	-	-	-	373	-	211	-	3	587
SAUDI ARABIA	942	-	49,051	-	-	3,365	276	1,006	2	24	54,668
SYRIAN ARAB REPUBLIC	-	-	-	-	-	-	-	-	-	-	-
UNITED ARAB EMIRATES	1,378	-	32,640	14,654	-	23,819	7,852	2,910	50	92	83,395
YEMEN, REPUBLIC OF	783	-	-	-	-	-	-	-	-	-	783
NEGARA-NEGARA LAIN <i>OTHER COUNTRIES</i>	-	-	-	-	-	-	-	-	-	-	-
JUMLAH TOTAL	10,022	21	89,699	14,654	-	89,372	8,163	4,156	57	126	216,270
ASIA SELATAN <i>SOUTH ASIA</i>											
AFGHANISTAN	-	-	-	-	-	-	-	-	-	1	1
BANGLADESH	2,271	-	3,786	-	-	-	194	3	1,322	76	7,651
INDIA	146,620	-	180,874	1,681	592	22,672	80,728	57,603	3,611	581	494,962
MALDIVES	-	-	-	-	-	-	-	-	-	-	-
NEPAL	-	-	-	-	-	-	-	-	4	-	4
PAKISTAN	16,280	-	657	-	-	-	841	36	312	34	18,160
SRI LANKA	959	-	1,515	128	-	-	133	43	44	26	2,848
NEGARA-NEGARA LAIN <i>OTHER COUNTRIES</i>	-	-	-	-	-	-	-	-	-	-	-
JUMLAH TOTAL	166,129	-	186,831	1,809	592	22,672	81,896	57,684	5,294	718	523,626
ASIA TENGGARA <i>SOUTH EAST ASIA</i>											
BRUNEI DARUSSALAM	3,612	60	3,563	35	-	1,291	9,922	2,180	226	249	21,138
CAMBODIA	30,061	-	295	-	5,868	-	-	-	-	27	36,251
INDONESIA	186,164	10,210	416,506	18,020	89,232	115,494	95,867	229,533	7,311	1,390	1,169,729

SARAWAK

JADUAL 8 (SAMB) : IMPORT MENGIKUT NEGARA ASAL DAN SEKSYEN BARANGAN (RM'000)
TABLE 8 (CONT'D) : IMPORTS BY COUNTRY OF ORIGIN AND COMMODITY SECTIONS (RM'000)

KETERANGAN <i>DESCRIPTION</i>	JAN - DIS 2020										JUMLAH <i>TOTAL</i>
	MAKANAN <i>FOOD</i>	MINUMAN & TEM-BAKAU <i>BEV. & TOBACCO</i>	BAHAN-BAHAN MENTAH <i>CRUDE MATERIALS</i>	BAHAN API GALIAN <i>MINERAL FUELS</i>	MINYAK BINATANG & SAYUR-SAYURAN <i>ANIMAL & VEG OILS</i>	BAHAN KIMIA <i>CHEMICALS</i>	BARANG KELUARAN KILANG <i>MFG GOODS</i>	JENTERA & PENG-ANGKUTAN <i>MACH. & TRANS</i>	PELBAGAI BARANG KELUARAN KILANG <i>MISC MFG ARTICLES</i>	PELBAGAI URUSNIAGA BARANGAN <i>MISC TRANS NES</i>	
LAO, PEOPLE'S DEM. REP.	-	-	-	-	-	2,456	-	-	-	-	2,456
MYANMAR, UNION OF	8,176	-	37,890	-	-	-	-	-	4	10	46,081
PHILIPPINES	6,153	15	3,996	288	96	1,637	700	9,647	97	508	23,138
SINGAPORE, REPUBLIC OF	61,313	120	53,331	513,798	939	222,963	29,358	250,566	21,042	20,330	1,173,760
THAILAND	146,404	4,474	12,983	3,810	4	73,555	115,432	271,846	6,583	946	636,036
VIETNAM	295,868	112	189,163	1,071	-	53,265	128,542	55,193	1,051	377	724,641
JUMLAH TOTAL	737,751	14,991	717,727	537,022	96,138	470,661	379,821	818,965	36,315	23,837	3,833,228
MALAYSIA											
PENINSULAR MALAYSIA	2,521,633	656,433	188,270	1,158,568	55,878	2,430,555	3,459,089	7,074,800	2,270,554	76,811	19,892,590
SABAH	21,920	178	1,099	366	16,924	3,405	4	21	4	882	44,803
SARAWAK	1,068	-	-	-	-	-	-	-	-	-	1,068
JUMLAH TOTAL	2,544,621	656,610	189,369	1,158,934	72,803	2,433,959	3,459,093	7,074,821	2,270,559	77,692	19,938,461
TIMUR LAUT ASIA NORTH EAST ASIA											
CHINA, PEOPLE'S REPUBLIC OF	432,682	653	180,156	400,090	420	2,387,660	931,276	2,049,759	323,513	15,523	6,721,733
HONG KONG, SAR	2,020	-	53,235	777	-	2,934	1,574	18,186	886	1,411	81,023
JAPAN	24,011	292	49,400	5,084	-	416,605	203,780	1,567,675	74,487	6,850	2,348,184
KOREA, DEM. PEOPLE'S REP. OF	-	-	-	-	-	-	-	-	-	-	-
KOREA, REPUBLIC OF	15,448	2,435	30,009	3,115	263	134,631	221,674	615,963	22,014	2,733	1,048,284
MACAO	-	-	-	-	-	-	-	-	-	6	6
MONGOLIA, PEOPLE'S REP. OF	-	-	-	-	-	-	-	-	-	-	-
TAIWAN	22,819	468	16,352	8,802	171	45,999	149,051	66,632	4,399	2,508	317,201
JUMLAH TOTAL	496,982	3,848	329,153	417,867	853	2,987,828	1,507,356	4,318,214	425,300	29,030	10,516,431
KESATUAN EROPAH EUROPEAN UNION E.U.											
AUSTRIA	279	-	-	*	-	4,239	5,426	2,519	349	104	12,915
BELGIUM	8,832	164	-	7,320	-	23,179	136	32,737	4	73	72,445
BULGARIA	98	-	34	-	-	93	6	279	312	29	850
CROATIA	-	-	-	-	-	-	26	5	-	-	31
CYPRUS	345	43	237	-	-	577	-	-	-	38	1,239
CZECH REPUBLIC	-	-	-	-	-	-	468	1,925	396	138	2,927
DENMARK	17,433	-	-	9	-	147	222	10,093	948	240	29,091
ESTONIA	108	-	-	-	-	-	74	633	7	6	828
FINLAND	153	-	-	382	-	34,242	243	5,534	325	49	40,928
FRANCE	3,578	430	773	355	-	19,644	6,332	34,291	3,237	2,230	70,870
GERMANY, FEDERAL REPUBLIC OF	12,519	337	644	6,894	12	13,230	20,653	141,191	6,491	2,656	204,626
GREECE	345	-	-	-	-	-	240	30	45	10	669
HUNGARY	3	-	-	-	-	-	379	2,010	8	44	2,443
IRELAND	-	14	88	27,688	-	171	5	160	49	29	28,203
ITALY	646	134	-	169	257	20,783	9,761	116,250	5,050	1,608	154,658
LATVIA	-	-	-	31	-	-	-	-	-	2	33
LITHUANIA	-	-	-	95	-	-	-	27	3	6	131
LUXEMBOURG	-	-	-	-	-	-	632	60	-	6	698
MALTA	3	-	-	-	-	37	240	51	-	14	345
NETHERLANDS	66,297	50	-	564	107	12,765	3,947	28,827	2,678	877	116,112
POLAND	13,381	64	-	-	-	298	469	1,978	395	112	16,698
PORTUGAL	-	3	-	-	-	346	74	1,585	241	96	2,344
ROMANIA	-	-	-	-	106	-	163	727	729	61	1,785

SARAWAK

JADUAL 8 (SAMB) : IMPORT MENGIKUT NEGARA ASAL DAN SEKSYEN BARANGAN (RM'000)
TABLE 8 (CONT'D) : IMPORTS BY COUNTRY OF ORIGIN AND COMMODITY SECTIONS (RM'000)

JAN - DIS 2020

KETERANGAN	MAKANAN	MINUMAN & TEM-BAKAU	BAHAN-BAHAN BAHAN MENTAH	BAHAN API GALIAN	MINYAK BINATANG & SAYUR-SAYURAN	BAHAN KIMIA	BARANG KELUARAN KILANG	JENTERA & PENG-ANGKUTAN	PELBAGAI BARANG KELUARAN KILANG	PELBAGAI URUSNIAGA BARANGAN	JUMLAH
DESCRIPTION	FOOD	BEV. & TOBACCO	CRUDE MATERIALS	MINERAL FUELS	ANIMAL & VEG OILS	CHEMICALS	MFC GOODS	MACH. & TRANS	MISC MFD ARTICLES	MISC TRANS NES	TOTAL
SLOVAKIA	-	-	-	-	-	27	54	705	13	49	847
SLOVENIA	-	-	43	-	-	-	505	1,438	-	20	2,006
SPAIN	6,473	208	610	12,854	-	8,733	557	6,062	199	272	35,968
SWEDEN	-	7	-	-	-	449	3,953	19,420	361	228	24,419
JUMLAH TOTAL	130,492	1,454	2,428	56,363	482	138,958	54,564	408,534	21,839	8,997	824,111
NEGARA-NEGARA LAIN DI EROPAH OTHER EUROPE											
ALBANIA	-	-	-	-	-	-	-	2	2	3	8
BOSNIA-HERZEGOVINA	-	-	-	-	-	-	-	-	-	-	-
ICELAND	176	-	-	-	-	-	-	-	-	3	179
MACEDONIA	8	-	-	-	-	-	-	-	-	4	12
MONACO	-	-	-	-	-	-	-	-	-	-	-
MONTENEGRO	-	-	-	-	-	-	-	-	-	*	*
NORWAY	112	-	-	*	-	5,929	981	7,942	3,877	171	19,012
SWITZERLAND	324	-	-	7	-	19,068	6,068	27,784	15,985	145	69,382
TURKEY	7,490	-	221	48	112	6,249	1,378	2,247	127	213	18,086
UNITED KINGDOM	2,179	4,507	208	193	2	12,888	5,329	69,504	6,309	2,059	103,177
YUGOSLAVIA, FED REP OF	-	-	-	-	-	-	-	-	-	-	-
NEGARA-NEGARA LAIN OTHER COUNTRIES	15	-	-	-	-	-	-	41	11	5	72
JUMLAH TOTAL	10,304	4,507	429	247	115	44,134	13,756	107,521	26,311	2,603	209,928
KOMANWEL NEGARA-NEGARA MERDEKA COMMONWEALTH OF INDEPENDENT STATES											
ARMENIA	-	-	-	-	-	-	-	-	-	-	-
AZERBAIJAN	-	-	-	-	-	-	-	-	-	-	-
BELARUS	-	-	-	-	-	2,427	-	-	-	-	2,427
GEORGIA	-	-	-	-	-	-	61	924	43	23	1,051
KAZAKHSTAN	-	-	-	-	-	-	-	-	-	-	-
KYRGYZSTAN	-	-	-	-	-	-	-	-	2	-	2
MOLDOVA, REPUBLIC OF	6,909	-	-	-	-	-	-	-	-	*	6,909
RUSSIAN FEDERATION	83	36	2,682	20,485	-	139,599	2,012	-	3	9	164,908
TAJIKISTAN	-	-	-	-	-	-	-	-	-	-	-
TURKMENISTAN	-	-	-	-	-	-	-	-	-	-	-
UKRAINE	36,647	-	-	187	-	-	11,462	86	-	8	48,389
UZBEKISTAN	-	-	-	-	-	-	-	-	-	-	-
JUMLAH TOTAL	43,638	36	2,682	20,672	-	142,026	13,535	1,010	48	40	223,687
OCEANIA											
AUSTRALIA	210,015	11,916	1,511,685	-	747	1,562	45,302	10,327	2,067	824	1,794,445
CHRISTMAS ISLAND	-	-	-	-	-	28,057	-	-	-	-	28,057
FIJI	-	-	-	-	-	-	-	-	-	*	*
NEW CALEDONIA	-	-	-	-	-	-	-	-	-	-	-
NEW ZEALAND	105,141	11	254	23,608	-	1,812	2,569	1,434	117	95	135,039
PAPUA NEW GUINEA	525	-	31,521	-	-	-	237	21	139	28	32,471
WESTERN SAMOA	-	-	-	-	-	-	-	-	-	-	-
NEGARA-NEGARA LAIN OTHER COUNTRIES	445	-	-	-	-	24	-	69	152	4	694
JUMLAH TOTAL	316,126	11,927	1,543,459	23,608	747	31,454	48,108	11,852	2,475	950	1,990,706
NEGARA-NEGARA LAIN, TSTL OTHER COUNTRIES, NES											
JUMLAH TOTAL	5,152,952	694,819	3,674,796	2,301,292	171,834	6,881,881	5,753,245	13,247,429	2,843,449	150,843	40,872,540

SARAWAK

JADUAL 9 (SAMB) : EKSPORT MENGIKUT NEGARA YANG DITUJU DAN SEKSYEN BARANGAN (RM'000)
 TABLE 9 (CONT'D) : EXPORTS BY COUNTRY OF DESTINATION AND COMMODITY SECTIONS (RM'000)

KETERANGAN DESCRIPTION	JAN - DIS 2020										JUMLAH TOTAL
	MAKANAN FOOD	MINUMAN & TEM-BAKAU BEV. & TOBACCO	BAHAN-BAHAN BAHAN MENTAH CRUDE MATERIALS	BAHAN API GALIAN MINERAL FUELS	MINYAK BINATANG & SAYUR-SAYURAN ANIMAL & VEG OILS	BAHAN KIMIA CHEMICALS	BARANG KELUARAN KILANG MFD GOODS	JENTERA & PENG-ANGKUTAN MACH. & TRANS	PELBAGAI BARANG KELUARAN KILANG MISC MFD ARTICLES	PELBAGAI URUSNIAGA BARANGAN MISC TRANS NES	
CUBA	323	-	-	-	-	-	-	-	-	-	323
DOMINICAN REPUBLIC	155	-	-	11,655	-	-	-	-	-	-	11,809
ECUADOR	-	-	-	1,684	-	-	531	-	-	-	2,215
GUATEMALA	-	-	-	2,718	-	-	72	-	-	-	2,790
HAITI	-	-	-	-	-	-	-	-	-	-	-
JAMAICA	-	-	-	-	-	-	-	-	-	-	-
MEXICO	-	-	-	2,189	-	2,268	81,639	571	-	-	86,667
NETHERLANDS ANTILLES	-	-	-	-	-	-	-	-	-	-	-
PANAMA	-	-	-	-	-	-	-	-	-	-	-
PARAGUAY	-	-	-	-	-	-	-	-	-	-	-
PERU	-	-	-	567	-	-	-	-	-	*	567
URUGUAY	-	-	-	-	-	-	-	317	-	-	317
VENEZUELA	-	-	-	-	-	-	-	-	-	-	-
NEGARA-NEGARA LAIN OTHER COUNTRIES	88	-	-	114	-	59	1,410	4,758	30	24	6,481
JUMLAH TOTAL	565	-	277	38,048	-	3,333	125,828	5,884	30	28	173,993
AMERIKA UTARA NORTH AMERICA											
CANADA	379	-	-	-	-	583	2,014	1,704	-	44	4,725
UNITED STATES	6,121	*	864	53,203	98,537	56,358	290,543	663,867	816	184	1,170,493
JUMLAH TOTAL	6,501	*	864	53,203	98,537	56,941	292,557	665,571	816	228	1,175,218
ASIA BARAT WEST ASIA											
BAHRAIN	637	-	1,300	-	12	3,243	14,624	-	-	-	19,816
IRAN, ISLAMIC REP. OF	-	-	-	-	-	-	-	-	-	-	-
IRAQ	-	-	-	-	76	-	3,813	-	-	-	3,889
JORDAN	-	-	-	-	-	-	1,720	-	-	1	1,721
KUWAIT	72	-	-	-	-	-	3,494	-	-	-	3,565
LEBANON	737	-	-	-	-	-	-	4,379	-	-	5,116
OMAN	-	-	21,445	-	44,950	-	13,339	2,253	-	3	81,990
QATAR	4,458	-	100	-	-	-	28,063	532	-	4	33,157
SAUDI ARABIA	16,585	-	12,715	897	386,745	3,157	7,212	-	-	6	427,317
SYRIAN ARAB REPUBLIC	-	-	-	-	-	-	-	-	-	-	-
UNITED ARAB EMIRATES	5,267	-	17,530	10,805	-	469	28,156	65,340	-	9	127,576
YEMEN, REPUBLIC OF	-	-	122,495	-	-	-	100,890	2,251	-	-	225,636
NEGARA-NEGARA LAIN OTHER COUNTRIES	-	-	-	-	-	-	-	-	-	-	-
JUMLAH TOTAL	27,756	-	175,584	11,702	431,783	6,869	201,310	74,756	-	22	929,783
ASIA SELATAN SOUTH ASIA											
AFGHANISTAN	-	-	-	-	-	-	-	1,402	-	-	1,402
BANGLADESH	826	-	-	417	350,240	1,127	58,718	3	-	-	411,332
INDIA	1,919	*	318,764	1,266,581	2,423,349	135,411	709,414	157	32	114	4,855,740
MALDIVES	460	-	1,022	-	-	41	395	9	3	24	1,955
NEPAL	-	-	-	-	-	352	-	-	-	-	352
PAKISTAN	9,116	-	263	37,086	37,865	7,328	61,438	213	-	30	153,338
SRI LANKA	-	-	7,286	-	11,415	-	18,072	-	-	1	36,773
NEGARA-NEGARA LAIN OTHER COUNTRIES	-	-	-	-	-	-	-	-	-	-	-
JUMLAH TOTAL	12,321	*	327,334	1,304,085	2,822,869	144,258	848,037	1,784	35	169	5,460,892

SARAWAK

JADUAL 9 (SAMB) : EKSPORT MENGIKUT NEGARA YANG DITUJU DAN SEKSYEN BARANGAN (RM'000)
TABLE 9 (CONT'D) : EXPORTS BY COUNTRY OF DESTINATION AND COMMODITY SECTIONS (RM'000)

JAN - DIS 2020

KETERANGAN	MAKANAN	MINUMAN & TEM-BAKAU	BAHAN-BAHAN MENTAH	BAHAN API GALIAN	MINYAK BINATANG & SAYUR-SAYURAN	BAHAN KIMIA	BARANG KELUARAN KILANG	JENTERA & PENG-ANGKUTAN	PELBAGAI BARANG KELUARAN KILANG	PELBAGAI URUSNIAGA BARANGAN	JUMLAH
DESCRIPTION	FOOD	BEV. & TOBACCO	CRUDE MATERIALS	MINERAL FUELS	ANIMAL & VEG OILS	CHEMI-CALS	MFD GOODS	MACH. & TRANS	MISC MFD ARTICLES	MISC TRANS NES	TOTAL
NEW ZEALAND	61,751	-	78	323,289	-	36,746	952	30	-	37	422,883
PAPUA NEW GUINEA	680	-	-	45,117	-	10,177	24,277	118,139	1,145	2,285	201,820
WESTERN SAMOA	-	-	-	-	-	-	-	-	-	-	-
NEGARA-NEGARA LAIN OTHER COUNTRIES	89	-	3	4,962	-	1,486	6,138	26,871	287	607	40,441
JUMLAH TOTAL	92,697	*	2,313	1,730,136	-	94,993	127,061	175,235	1,622	3,046	2,227,103
NEGARA-NEGARA LAIN, TSTL OTHER COUNTRIES, NES	178	-	-	-	-	-	-	-	-	-	178
JUMLAH TOTAL	971,512	27,431	1,776,363	40,661,740	12,282,715	2,658,107	12,063,962	6,574,451	161,109	25,962	77,203,353

SARAWAK

JADUAL 10 : EKSPORT BARANGAN UTAMA DAN TERPILIH
 TABLE 10 : EXPORTS OF MAJOR AND SELECTED COMMODITIES

JENIS BARANGAN TYPES OF COMMODITIES	JAN - DIS			
	2019	2020		
	KUANTITI QUANTITY	NILAI F.O.B. F.O.B. VALUE (RM '000)	KUANTITI QUANTITY	NILAI F.O.B. F.O.B. VALUE (RM '000)
HASIL-HASIL UTAMA PERTANIAN				
<i>PRIMARY AGRICULTURAL PRODUCTS</i>				
GETAH ASLI NATURAL RUBBER (TONNE)	11,191	61,369	11,782	63,294
MINYAK KELAPA SAWIT (TAN) PALM OIL (TONNE)	4,335,785	9,121,007	4,010,625	11,059,060
MINYAK ISIRUNG KELAPA SAWIT (TAN) PALM KERNEL OIL (TONNE)	383,804	963,872	387,266	1,207,267
DEDAK ISIRUNG KELAPA SAWIT (TAN) PALM KERNEL CAKE (TONNE)	395,218	157,616	412,203	213,028
OLEOKIMIA BERASASKAN KELAPA SAWIT (TAN) PALM – BASED OLEOCHEMICAL (TONNE)	166,645	265,767	200,738	457,478
HASIL KELUARAN KELAPA SAWIT YANG LAIN (TAN) OTHER PALM – BASED PRODUCTS (TONNE)	422,811	135,769	335,376	135,027
LADA HITAM (TAN) PEPPER (BLACK) (TONNE)	9,033	109,950	8,117	91,976
LADA PUTIH (TAN) PEPPER (WHITE) (TONNE)	1,241	24,696	1,500	28,725
LOGAM DAN GALIAN				
<i>METALS AND MINERALS</i>				
PETROLEUM MENTAH ('000 TAN) CRUDE PETROLEUM ('000 TONNE)	6,118	12,868,283	4,888	7,193,424
KELUARAN PETROLEUM BERTAPIS ('000 TAN) REFINED PETROLEUM PRODUCTS ('000 TONNE)	259	694,313	237	417,681
GAS ASLI CECAIR ('000 TAN) LIQUEFIED NATURAL GAS ('000 TONNE)	25,103	42,170,780	23,303	28,945,393
KONDENSAT DAN MINYAK PETROLEUM LAIN ('000 TAN) CONDENSATE AND OTHER PETROLEUM OIL ('000 TONNE)	2,436	5,132,675	2,231	3,153,345
SISA KELUARAN PETROLEUM, TSTL. DAN PRODUK BERKAITAN (TAN) RESIDUAL PETROLEUM PRODUCTS, N.E.S. AND RELATED MATERIALS (TONNE)	98,591	497,843	93,419	453,259
HASIL-HASIL PERHUTANAN				
<i>FORESTRY PRODUCTS</i>				
KAYU BALAK ('000 METER PADU) SAWLOG ('000 CU. METRE)	1,304	728,662	938	502,831
KAYU GERGAJI ('000 METER PADU) SAWN TIMBER ('000 CU. METRE)	327	573,823	270	452,556
HASIL-HASIL LAUT				
<i>MARINE PRODUCTS</i>				
UDANG, SEGAR, DISEJUKBEKUKAN (TAN) PRAWNS, FRESH, FROZEN (TONNE)	4,179	116,215	4,333	108,938
BARANG-BARANG KELUARAN KILANG TERPILIH				
<i>SELECTED MANUFACTURED PRODUCTS</i>				
TEPUNG DAN KANJI SAGU (TAN) SAGO FLOUR AND STARCH (TONNE)	39,854	83,380	37,884	78,293
PAPAN LAPIS (METER PADU) PLYWOOD (CU. METRE)	1,119,047	2,188,269	975,433	1,778,512
VENIR KEPING (METER PADU) VENEER SHEETS (CU. METRE)	94,695	120,573	30,344	39,958
KAYU KUMAI (METER PADU) MOULDINGS (CU. METRE)	9,483	20,741	7,501	16,326

SARAWAK

JADUAL 10 (SAMB) : EKSPORT BARANGAN UTAMA DAN TERPILIH
TABLE 10 (CONT'D) : EXPORTS OF MAJOR AND SELECTED COMMODITIES

JENIS BARANGAN TYPES OF COMMODITIES	JAN - DIS			
	2019			2020
	KUANTITI QUANTITY	NILAI F.O.B. F.O.B. VALUE (RM '000)	KUANTITI QUANTITY	NILAI F.O.B. F.O.B. VALUE (RM '000)
PAPAN GENTIAN (METER PADU) FIBREBOARD (CU. METRE)	241,083	450,171	227,072	396,990
UREA (TAN) UREA (TONNE)	495,661	551,502	551,687	587,217
SULFAT NIKEL (TAN) SULPHATES OF NICKEL (TONNE)	4,249	33,400	4,798	37,637
JUBIN UNTUK LANTAI, DINDING DAN KAWASAN PERAPIAN ('000 METER PERSEGI) GLAZED FLOOR, HEARTH AND WALL TILES ('000 SQUARE METRE)	3,753	63,383	3,526	61,889
ALUMINIUM (TAN) ALUMINIUM (TONNE)	704,326	5,693,602	695,221	5,153,456
BARANGAN LAIN DARIPADA ALUMINIUM (TAN) OTHER ARTICLES OF ALUMINIUM (TONNE)	1,928	553,777	2,198	616,372
FERUS ALOI (TAN) FERRO-ALLOYS (TONNE)	882,147	3,656,477	744,803	2,742,360
LITAR ELEKTRONIK BERSEPADU (NILAI) ELECTRONIC INTEGRATED CIRCUITS (VALUE)	-	881,756	-	858,306
JENTERA KUASA ELEKTRIK DAN ALAT GANTI (NILAI) ELECTRICAL POWER MACHINERY AND PARTS THEREOF (VALUE)	-	101,197	-	95,564
PERKAKAS LITAR ELEKTRIK DAN ALAT GANTI (NILAI) ELECTRICAL APPARATUS AND PARTS (VALUE)	-	22,118	-	13,049
JENTERA DAN PERKAKAS ELEKTRIK (NILAI) ELECTRICAL MACHINERY AND APPARATUS (VALUE)	-	2,154,414	-	2,316,342
MOTOKAR, SUDAH DIPASANG (UNIT) MOTORCARS, C.B.U. (UNIT)	4,337	193,889	3,256	142,350
KAPAL, BOT DAN STRUKTUR TERAPUNG (NILAI) SHIPS, BOATS AND FLOATING STRUCTURES (VALUE)	-	3,515,260	-	260,468
JUMLAH EKSPORT BARANGAN UTAMA DAN TERPILIH (NILAI) TOTAL EXPORTS OF MAJOR AND SELECTED COMMODITIES (VALUE)	-	93,906,548	-	69,678,370
EKSPORT TRANSAKSI BAWAH RM 2000, TSTL. (NILAI) EXPORTS OF TRANSACTIONS BELOW RM 2,000, N.E.S. (VALUE)	-	11,612	-	9,084
EKSPORT-EKSPORT LAIN (NILAI) OTHER EXPORTS (VALUE)	-	6,673,852	-	7,515,899
JUMLAH EKSPORT TOTAL EXPORTS	-	100,592,012	-	77,203,353

CATATAN :-

MULAI TAHUN 2017, FERUS ALOI DITAMBAH SEBAGAI BARANGAN UTAMA DAN TERPILIH SARAWAK.

NOTE :-

STARTING FROM 2017, FERRO-ALLOYS WAS INCLUDED AS SARAWAK'S MAJOR AND SELECTED COMMODITIES.

SARAWAK

JADUAL 11 : EKSPORT BARANGAN UTAMA DAN TERPILIH - NILAI UNIT PURATA DAN SUMBANGAN PERATUSAN
TABLE 11 : EXPORTS OF MAJOR AND SELECTED COMMODITIES - AVERAGE UNIT VALUE AND PERCENTAGE CONTRIBUTION

JENIS BARANGAN TYPES OF COMMODITIES	JAN - DIS			
	2019			2020
	NILAI UNIT F.O.B. F.O.B. UNIT VALUE	% DRPD JUMLAH NILAI % OF TOTAL	NILAI UNIT F.O.B. F.O.B. UNIT VALUE	% DRPD JUMLAH NILAI % OF TOTAL
HASIL-HASIL UTAMA PERTANIAN				
PRIMARY AGRICULTURAL PRODUCTS				
GETAH ASLI (RM PER TAN) NATURAL RUBBER (RM PER TONNE)	5,484	0.1	5,372	0.1
MINYAK KELAPA SAWIT (RM PER TAN) PALM OIL (RM PER TONNE)	2,104	9.1	2,757	14.3
MINYAK ISIRUNG KELAPA SAWIT (RM PER TAN) PALM KERNEL OIL (RM PER TONNE)	2,511	1.0	3,117	1.6
DEDAK ISIRUNG KELAPA SAWIT (RM PER TAN) PALM KERNEL CAKE (RM PER TONNE)	399	0.2	517	0.3
OLEOKIMIA BERASASKAN KELAPA SAWIT (RM PER TAN) PALM – BASED OLEOCHEMICAL (RM PER TONNE)	1,595	0.3	2,279	0.6
HASIL KELUARAN KELAPA SAWIT YANG LAIN (RM PER TAN) OTHER PALM – BASED PRODUCTS (RM PER TONNE)	321	0.1	402	0.2
LADA HITAM (RM PER TAN) PEPPER (BLACK) (RM PER TONNE)	12,172	0.1	11,332	0.1
LADA PUTIH (RM PER TAN) PEPPER (WHITE) (RM PER TONNE)	19,900	x	19,154	x
LOGAM DAN GALIAN				
METALS AND MINERALS				
PETROLEUM MENTAH (RM PER TAN) CRUDE PETROLEUM (RM PER TONNE)	2,103	12.8	1,472	9.3
KELUARAN PETROLEUM BERTAPIS (RM PER TAN) REFINED PETROLEUM PRODUCTS (RM PER TONNE)	2,677	0.7	1,764	0.5
GAS ASLI CECAIR (RM PER TAN) LIQUEFIED NATURAL GAS (RM PER TONNE)	1,680	41.9	1,242	37.5
KONDENSAT DAN MINYAK PETROLEUM LAIN (RM PER TAN) CONDENSATE AND OTHER PETROLEUM OIL (RM PER TONNE)	2,107	5.1	1,413	4.1
SISA KELUARAN PETROLEUM, TSTL. DAN PRODUK BERKAITAN (RM PER TAN) RESIDUAL PETROLEUM PRODUCTS, N.E.S. AND RELATED MATERIALS (RM PER TONNE)	5,050	0.5	4,852	0.6
HASIL-HASIL PERHUTANAN				
FORESTRY PRODUCTS				
KAYU BALAK (RM PER METER PADU) SAWLOG (RM PER CU. METRE)	559	0.7	536	0.7
KAYU GERGAJI ((RM PER METER PADU) SAWN TIMBER (RM PER CU. METRE)	1,754	0.6	1,678	0.6
HASIL-HASIL LAUT				
MARINE PRODUCTS				
UDANG, SEGAR, DISEJUKBEKUKAN (RM PER TAN) PRAWNS, FRESH, FROZEN (RM PER TONNE)	27,812	0.1	25,143	0.1

SARAWAK

JADUAL 11 (SAMB) : EKSPORT BARANGAN UTAMA DAN TERPILIH - NILAI UNIT PURATA DAN SUMBANGAN PERATUSAN
TABLE 11 (CONT'D) : EXPORTS OF MAJOR AND SELECTED COMMODITIES - AVERAGE UNIT VALUE AND PERCENTAGE CONTRIBUTION

JENIS BARANGAN TYPES OF COMMODITIES	JAN - DIS			
	2019			2020
	NILAI UNIT F.O.B. F.O.B. UNIT VALUE	% DRPD JUMLAH NILAI % OF TOTAL	NILAI UNIT F.O.B. F.O.B. UNIT VALUE	% DRPD JUMLAH NILAI % OF TOTAL
BARANG-BARANG KELUARAN KILANG TERPILIH				
<i>SELECTED MANUFACTURED PRODUCTS</i>				
TEPUNG DAN KANJI SAGU (RM PER TAN) <i>SAGO FLOUR AND STARCH (RM PER TONNE)</i>	2,092	0.1	2,067	0.1
PAPAN LAPIS (RM PER METER PADU) <i>PLYWOOD (RM PER CU. METRE)</i>	1,955	2.2	1,823	2.3
VENIR KEPING (RM PER METER PADU) <i>VENEER SHEETS (RM PER CU. METRE)</i>	1,273	0.1	1,317	0.1
KAYU KUMAI (RM PER METER PADU) <i>MOULDINGS (RM PER CU. METRE)</i>	2,187	¢	2,176	¢
PAPAN GENTIAN (RM PER METER PADU) <i>FIBREBOARD (RM PER CU. METRE)</i>	1,867	0.1	1,748	0.5
UREA (RM PER TAN) <i>UREA (RM PER TONNE)</i>	Á,113	0.5	Á,064	0.8
SULFAT NIKEL (RM PER TAN) <i>SULPHATES OF NICKEL (RM PER TONNE)</i>	7,860	¢	7,844	¢
JUBIN UNTUK LANTAI, DINDING DAN KAWASAN PERAPIAN (RM PER METER PERSEGI)	17	0.1	18	0.1
<i>GLAZED FLOOR, HEARTH AND WALL TILES (RM PER SQUARE METRE)</i>	8,084	5.7	7,413	6.7
ALUMINIUM (RM PER TAN) <i>ALUMINIUM (RM PER TONNE)</i>	287,286	0.1	280,479	0.8
BARANGAN LAIN DARIPADA ALUMINIUM (RM PER TAN) <i>OTHER ARTICLES OF ALUMINIUM (RM PER TONNE)</i>	4,145	3.6	3,682	3.6
FERUS ALOI (RM PER TAN) <i>FERRO-ALLOYS (RM PER TONNE)</i>	Á,000	0.9	Á,000	1.1
LITAR ELEKTRONIK BERSEPADU (NILAI) <i>ELECTRONIC INTEGRATED CIRCUITS (VALUE)</i>	-	0.1	-	0.1
JENTERA KUASA ELEKTRIK DAN ALAT GANTI (NILAI) <i>ELECTRICAL POWER MACHINERY AND PARTS THEREOF (VALUE)</i>	-	x	-	x
PERKAKAS LITAR ELEKTRIK DAN ALAT GANTI (NILAI) <i>ELECTRICAL APPARATUS AND PARTS (VALUE)</i>	-	2.1	-	3.0
JENTERA DAN PERKAKAS ELEKTRIK (NILAI) <i>ELECTRICAL MACHINERY AND APPARATUS (VALUE)</i>	44,706	0.2	43,719	0.2
MOTOKAR, SUDAH DIPASANG (RM PER UNIT) <i>MOTORCARS, C.B.U. (RM PER UNIT)</i>	-	3.5	-	0.3
KAPAL, BOT DAN STRUKTUR TERAPUNG (NILAI) <i>SHIPS, BOATS AND FLOATING STRUCTURES (VALUE)</i>				

SARAWAK

JADUAL 11 (SAMB) : EKSPORT BARANGAN UTAMA DAN TERPILIH - NILAI UNIT PURATA DAN SUMBANGAN PERATUSAN
 TABLE 11 (CONT'D) : EXPORTS OF MAJOR AND SELECTED COMMODITIES - AVERAGE UNIT VALUE AND PERCENTAGE CONTRIBUTION

JENIS BARANGAN TYPES OF COMMODITIES	JAN - DIS			
	2019		2020	
	NILAI UNIT F.O.B.	% DRPD JUMLAH NILAI % OF TOTAL	NILAI UNIT F.O.B.	% DRPD JUMLAH NILAI % OF TOTAL
	F.O.B. UNIT VALUE		F.O.B. UNIT VALUE	
JUMLAH EKSPORT BARANGAN UTAMA DAN TERPILIH (NILAI)	-	93.4	-	90.3
<i>TOTAL EXPORTS OF MAJOR AND SELECTED COMMODITIES (VALUE)</i>				
EKSPORT TRANSAKSI BAWAH RM 2000, TSTL. (NILAI)	-	x	-	x
<i>EXPORTS OF TRANSACTIONS BELOW RM 2,000, N.E.S. (VALUE)</i>				
EKSPORT-EKSPORT LAIN (NILAI)	-	6.6	-	9.7
<i>OTHER EXPORTS (VALUE)</i>				
PERATUS	-	100.0	-	100.0
<i>PERCENTAGE</i>				

SARAWAK

JADUAL 12 : EKSPORT BARANGAN UTAMA DAN TERPILIH MENGIKUT NEGARA YANG DITUJU
 TABLE 12 : EXPORTS OF MAJOR AND SELECTED COMMODITIES BY COUNTRY OF DESTINATION

(A) PETROLEUM MENTAH
 / CRUDE PETROLEUM

NEGARA YANG DITUJU COUNTRY OF DESTINATION	JAN - DIS			
	2019	2020		
	'000 TONNE	RM '000	'000 TONNE	RM '000
AUSTRALIA	647	1,353,331	838	1,353,083
BRUNEI DARUSSALAM	7	15,306	117	117,072
INDIA	1,323	2,785,409	882	1,208,192
INDONESIA, REPUBLIC OF	230	492,919	119	207,756
JAPAN	-	-	-	-
KOREA, REPUBLIC OF	85	169,334	-	-
NEW ZEALAND	394	833,733	168	323,289
PENINSULAR MALAYSIA	3,133	6,585,760	2,133	3,106,527
PHILIPPINES	-	-	-	-
SINGAPORE, REPUBLIC OF	214	459,983	180	257,632
THAILAND	84	172,506	248	372,762
NEGARA-NEGARA YANG LAIN OTHER COUNTRIES	-	-	204	247,121
JUMLAH TOTAL	6,118	12,868,283	4,888	7,193,424

SARAWAK

JADUAL 12 (SAMB) : EKSPORT BARANGAN UTAMA DAN TERPILIH MENGIKUT NEGARA YANG DITUJU
 TABLE 12 (CONT'D) : EXPORTS OF MAJOR AND SELECTED COMMODITIES BY COUNTRY OF DESTINATION

(B) KELUARAN PETROLEUM BERTAPIS
 / REFINED PETROLEUM PRODUCTS

NEGARA YANG DITUJU COUNTRY OF DESTINATION	JAN - DIS			
	2019	2020		
	'000 TONNE	RM '000	'000 TONNE	RM '000
BRUNEI DARUSSALAM	3	15,158	3	10,948
CHINA, PEOPLE'S REPUBLIC OF	10	30,331	15	32,128
INDIA	41	114,808	32	55,840
INDONESIA, REPUBLIC OF	58	122,349	77	118,901
JAPAN	12	34,198	18	30,599
MALAYSIA SABAH	11	25,261	18	32,202
PAPUA NEW GUINEA	1	7,235	2	7,325
PENINSULAR MALAYSIA	20	34,598	4	7,002
SINGAPORE, REPUBLIC OF	55	140,577	36	53,138
TAIWAN	10	30,460	10	19,413
THAILAND	26	95,350	7	16,129
NEGARA-NEGARA YANG LAIN OTHER COUNTRIES	12	43,987	16	34,057
JUMLAH TOTAL	259	694,313	237	417,681

(C) GAS ASLI CECAIR
 / LIQUEFIED NATURAL GAS

NEGARA YANG DITUJU COUNTRY OF DESTINATION	JAN - DIS			
	2019	2020		
	'000 TONNE	RM '000	'000 TONNE	RM '000
CHINA, PEOPLE'S REPUBLIC OF	6,906	10,037,339	5,871	6,646,915
JAPAN	9,352	16,804,467	10,575	14,010,901
KOREA, REPUBLIC OF	4,609	7,582,888	4,910	5,962,461
TAIWAN	2,366	4,806,635	598	886,531
NEGARA-NEGARA YANG LAIN OTHER COUNTRIES	1,871	2,939,450	1,349	1,438,585
JUMLAH TOTAL	25,103	42,170,780	23,303	28,945,393

SARAWAK

JADUAL 12 (SAMB) : EKSPORT BARANGAN UTAMA DAN TERPILIH MENGIKUT NEGARA YANG DITUJU
 TABLE 12 (CONT'D) : EXPORTS OF MAJOR AND SELECTED COMMODITIES BY COUNTRY OF DESTINATION

(D) KAYU BALAK /
SAWLOG

NEGARA YANG DITUJU COUNTRY OF DESTINATION	JAN - DIS			
	2019		2020	
	'000 CU. METRE	RM '000	'000 CU. METRE	RM '000
CHINA, PEOPLE'S REPUBLIC OF	17	12,499	4	2,735
HONG KONG, SAR	5	4,423	-	-
INDIA	576	473,092	408	313,552
JAPAN	36	31,481	25	19,710
KOREA, REPUBLIC OF	4	3,089	3	2,886
MALAYSIA SABAH	-	-	-	-
PAKISTAN	-	-	-	-
PENINSULAR MALAYSIA	+	21	-	-
PHILIPPINES	-	-	-	-
TAIWAN	73	64,364	65	52,357
THAILAND	-	-	-	-
NEGARA-NEGARA YANG LAIN OTHER COUNTRIES	591	139,694	433	111,590
JUMLAH TOTAL	1,304	728,662	938	502,831

(E) KAYU GERGAJI
/ SAWN TIMBER

NEGARA YANG DITUJU COUNTRY OF DESTINATION	JAN - DIS			
	2019		2020	
	'000 CU. METRE	RM '000	'000 CU. METRE	RM '000
AUSTRALIA	+	695	1	876
BAHRAIN	1	1,982	1	1,240
BRUNEI DARUSSALAM	-	-	+	89
CHINA, PEOPLE'S REPUBLIC OF	12	17,215	8	11,871
HONG KONG, SAR	+	201	+	90
JAPAN	12	30,251	9	22,415
KOREA, REPUBLIC OF	15	25,262	11	17,274
KUWAIT	-	-	-	-
MALAYSIA SABAH	9	16,615	7	11,746
MALDIVES	5	13,179	+	966
MAURITIUS	+	834	+	1,426

SARAWAK

JADUAL 12 (SAMB) : EKSPORT BARANGAN UTAMA DAN TERPILIH MENGIKUT NEGARA YANG DITUJU
 TABLE 12 (CONT'D) : EXPORTS OF MAJOR AND SELECTED COMMODITIES BY COUNTRY OF DESTINATION

PAKISTAN	+	779	+	263
PENINSULAR MALAYSIA	1	1,986	+	393
PHILIPPINES	78	134,639	68	97,740
QATAR	+	57	-	-
SAUDI ARABIA	2	3,366	2	2,247
SINGAPORE, REPUBLIC OF	2	2,298	2	5,064
SOUTH AFRICA, REPUBLIC OF	4	7,841	1	2,133
SRI LANKA, REPUBLIC OF	3	4,823	3	7,286
TAIWAN	37	64,381	36	61,873
THAILAND	50	70,967	32	42,032
UNITED ARAB EMIRATES	15	34,835	7	16,606
UNITED STATES	+	760	+	864
YEMEN, REPUBLIC OF	65	122,093	63	122,495
NEGARA-NEGARA YANG LAIN <i>OTHER COUNTRIES</i>	14	18,764	19	25,567
JUMLAH <i>TOTAL</i>	327	573,823	270	452,556

SARAWAK

JADUAL 12 (SAMB) : EKSPORT BARANGAN UTAMA DAN TERPILIH MENGIKUT NEGARA YANG DITUJU
 TABLE 12 (CONT'D) : EXPORTS OF MAJOR AND SELECTED COMMODITIES BY COUNTRY OF DESTINATION

NEGARA YANG DITUJU COUNTRY OF DESTINATION	(F) LADA HITAM / BLACK PEPPER			
	2019		JAN - DIS	
	2020	2020	2020	2020
	TONNE	RM '000	TONNE	RM '000
AUSTRALIA	-	-	+	10
CANADA	-	-	-	-
CHINA, PEOPLE'S REPUBLIC OF	1,850	23,953	1,350	15,677
EUROPEAN UNION	113	1,472	37	498
HONG KONG, SAR	18	221	25	345
INDONESIA, REPUBLIC OF	-	-	-	-
JAPAN	2,610	33,026	2,376	29,140
KOREA, REPUBLIC OF	605	8,142	362	4,732
NEW ZEALAND	-	-	-	-
PENINSULAR MALAYSIA	1,736	21,210	1,799	20,185
SINGAPORE, REPUBLIC OF	159	1,546	157	1,293
TAIWAN	992	10,584	687	6,636
UNITED STATES	19	327	-	-
VIETNAM, SOCIALIST REP. OF	487	4,445	834	8,671
NEGARA-NEGARA YANG LAIN OTHER COUNTRIES	444	5,024	490	4,787
JUMLAH TOTAL	9,033	109,950	8,117	91,976

SARAWAK

JADUAL 12 (SAMB) : EKSPORT BARANGAN UTAMA DAN TERPILIH MENGIKUT NEGARA YANG DITUJU
 TABLE 12 (CONT'D) : EXPORTS OF MAJOR AND SELECTED COMMODITIES BY COUNTRY OF DESTINATION

(G) LADA PUTIH
 / WHITE PEPPER

NEGARA YANG DITUJU COUNTRY OF DESTINATION	JAN - DIS			
	2019			2020
	TONNE	RM '000	TONNE	RM '000
AUSTRALIA	-	-	+	19
CHINA, PEOPLE'S REPUBLIC OF	130	2,381	175	3,317
EUROPEAN UNION	70	1,744	92	2,024
JAPAN	169	3,543	133	2,821
KOREA, REPUBLIC OF	21	423	19	374
NEW ZEALAND	-	-	-	-
PENINSULAR MALAYSIA	621	12,377	778	14,347
SINGAPORE, REPUBLIC OF	15	292	40	718
TAIWAN	109	1,687	122	2,282
UNITED STATES	5	196	3	153
VIETNAM, SOCIALIST REP. OF	61	1,209	72	1,323
NEGARA-NEGARA YANG LAIN OTHER COUNTRIES	39	845	65	1,348
JUMLAH TOTAL	1,241	24,696	1,500	28,725

(H) GETAH ASLI
 / NATURAL RUBBER

NEGARA YANG DITUJU COUNTRY OF DESTINATION	JAN - DIS			
	2019			2020
	TONNE	RM '000	TONNE	RM '000
CHINA, PEOPLE'S REPUBLIC OF	10,406	57,059	11,290	60,649
PENINSULAR MALAYSIA	120	649	150	794
NEGARA-NEGARA YANG LAIN OTHER COUNTRIES	665	3,661	343	1,851
JUMLAH TOTAL	11,191	61,369	11,782	63,294

SARAWAK

JADUAL 12 (SAMB) : EKSPORT BARANGAN UTAMA DAN TERPILIH MENGIKUT NEGARA YANG DITUJU
 TABLE 12 (CONT'D) : EXPORTS OF MAJOR AND SELECTED COMMODITIES BY COUNTRY OF DESTINATION

NEGARA YANG DITUJU COUNTRY OF DESTINATION	JAN - DIS			
	2019	2020		2020
	TONNE	RM '000	TONNE	RM '000
BANGLADESH	37,922	79,418	128,418	350,240
BRUNEI DARUSSALAM	1,447	3,160	2,079	6,373
CHINA, PEOPLE'S REPUBLIC OF	1,043,790	2,213,099	1,246,938	3,415,608
EUROPEAN UNION	360,158	733,848	360,557	987,387
GHANA	68,897	147,300	120,480	342,596
HONG KONG, SAR	543	1,089	444	1,070
INDIA	1,633,948	3,401,942	825,189	2,315,812
INDONESIA, REPUBLIC OF	9,011	17,061	-	-
KOREA, REPUBLIC OF	82,431	168,538	78,875	206,965
MALAYSIA SABAH	11,236	22,410	12,319	32,937
NIGERIA	146,749	317,439	150,108	420,831
PAKISTAN	19,979	39,929	17,199	37,865
PENINSULAR MALAYSIA	159,254	308,289	134,614	349,419
PHILIPPINES	121,395	266,084	104,184	280,050
SINGAPORE, REPUBLIC OF	-	-	30,050	76,063
TANZANIA, UNITED REP. OF	5,000	10,348	-	-
UNITED STATES	117,395	245,919	25,999	87,414
VIETNAM, SOCIALIST REP. OF	55,220	120,288	149,947	411,722
NEGARA-NEGARA YANG LAIN OTHER COUNTRIES	461,411	1,024,847	623,223	1,736,709
JUMLAH TOTAL	4,335,785	9,121,007	4,010,625	11,059,060

SARAWAK

JADUAL 12 (SAMB) : EKSPORT BARANGAN UTAMA DAN TERPILIH MENGIKUT NEGARA YANG DITUJU
 TABLE 12 (CONT'D) : EXPORTS OF MAJOR AND SELECTED COMMODITIES BY COUNTRY OF DESTINATION

(J) MINYAK ISIRUNG KELAPA SAWIT
 / PALM KERNEL OIL

NEGARA YANG DITUJU COUNTRY OF DESTINATION	JAN - DIS			
	2019			2020
	TONNE	RM '000	TONNE	RM '000
BRAZIL	-	-	-	-
CHINA, PEOPLE'S REPUBLIC OF	50,447	129,274	62,141	190,744
EUROPEAN UNION	40,047	98,267	67,945	208,512
INDIA	73,272	179,703	31,055	107,538
PENINSULAR MALAYSIA	203,750	511,230	216,750	664,305
UNITED STATES	15,883	44,422	2,250	11,123
NEGARA-NEGARA YANG LAIN OTHER COUNTRIES	406	977	7,110	25,045
JUMLAH TOTAL	383,804	963,872	387,266	1,207,267

(K) TEPUNG DAN KANJI SAGU
 / SAGO FLOUR AND STARCH

NEGARA YANG DITUJU COUNTRY OF DESTINATION	JAN - DIS			
	2019			2020
	TONNE	RM '000	TONNE	RM '000
JAPAN	14,662	32,328	13,437	28,804
PENINSULAR MALAYSIA	19,663	39,384	19,423	38,882
SINGAPORE, REPUBLIC OF	2,847	5,935	2,467	5,168
NEGARA-NEGARA YANG LAIN OTHER COUNTRIES	2,681	5,733	2,557	5,439
JUMLAH TOTAL	39,854	83,380	37,884	78,293

SARAWAK

JADUAL 12 (SAMB) : EKSPORT BARANGAN UTAMA DAN TERPILIH MENGIKUT NEGARA YANG DITUJU
 TABLE 12 (CONT'D) : EXPORTS OF MAJOR AND SELECTED COMMODITIES BY COUNTRY OF DESTINATION

NEGARA YANG DITUJU COUNTRY OF DESTINATION	(L) UREA / UREA			
	2019		JAN - DIS	
	2020	2019	2020	2019
	TONNE	RM '000	TONNE	RM '000
AUSTRALIA	16,500	19,346	30,049	34,471
JAPAN	55,154	61,245	90,084	96,620
MALAYSIA SABAH	3,099	4,240	-	-
NEW ZEALAND	27,536	26,562	30,426	35,047
PHILIPPINES	94,856	108,355	206,886	210,953
THAILAND	143,877	163,238	95,298	103,014
UNITED STATES	-	-	-	-
NEGARA-NEGARA YANG LAIN OTHER COUNTRIES	154,639	168,516	98,944	107,122
JUMLAH TOTAL	495,661	551,502	551,687	587,217

NEGARA YANG DITUJU COUNTRY OF DESTINATION	(M) SULFAT NIKEL / SULPHATES OF NICKEL			
	2019		JAN - DIS	
	2020	2019	2020	2019
	TONNE	RM '000	TONNE	RM '000
HONG KONG, SAR	-	-	-	-
PENINSULAR MALAYSIA	3,753	29,778	4,158	32,928
TAIWAN	496	3,622	641	4,709
NEGARA-NEGARA YANG LAIN OTHER COUNTRIES	-	-	-	-
JUMLAH TOTAL	4,249	33,400	4,798	37,637

SARAWAK

JADUAL 12 (SAMB) : EKSPORT BARANGAN UTAMA DAN TERPILIH MENGIKUT NEGARA YANG DITUJU
 TABLE 12 (CONT'D) : EXPORTS OF MAJOR AND SELECTED COMMODITIES BY COUNTRY OF DESTINATION

(N) UDANG, SEGAR, DISEJUKBEKUKAN
 / PRAWNS, FRESH, FROZEN

NEGARA YANG DITUJU COUNTRY OF DESTINATION	JAN - DIS			
	2019			2020
	TONNE	RM '000	TONNE	RM '000
AUSTRALIA	74	3,134	52	1,723
HONG KONG, SAR	14	580	6	259
JAPAN	1,067	36,852	728	26,214
NEW ZEALAND	141	4,044	149	4,232
PENINSULAR MALAYSIA	558	12,674	138	3,291
SINGAPORE, REPUBLIC OF	348	9,404	83	1,874
UNITED STATES	172	5,375	115	3,940
VIETNAM, SOCIALIST REP. OF	19	496	-	-
NEGARA-NEGARA YANG LAIN OTHER COUNTRIES	1,786	43,656	3,062	67,405
JUMLAH TOTAL	4,179	116,215	4,333	108,938

(O) PAPAN LAPIS
 / PLYWOOD

NEGARA YANG DITUJU COUNTRY OF DESTINATION	JAN - DIS			
	2019			2020
	CU. METRE	RM '000	CU. METRE	RM '000
AUSTRALIA	11,541	29,515	10,839	27,186
BAHRAIN	543	573	737	1,135
BRUNEI DARUSSALAM	10,540	17,056	7,972	11,313
CHINA, PEOPLE'S REPUBLIC OF	7,265	14,660	4,736	9,168
EGYPT	-	-	-	-
HONG KONG, SAR	11,339	21,182	12,133	22,638
INDIA	10,983	27,319	7,373	15,603
JAPAN	732,185	1,535,951	635,566	1,236,931
JORDAN	320	626	184	317
KOREA, REPUBLIC OF	92,106	150,202	78,255	121,767
KUWAIT	-	-	47	99
MEXICO	5,178	11,964	5,882	12,458
OMAN	5,625	8,082	6,096	8,873
PENINSULAR MALAYSIA	36,435	45,940	26,311	25,427

SARAWAK

JADUAL 12 (SAMB) : EKSPORT BARANGAN UTAMA DAN TERPILIH MENGIKUT NEGARA YANG DITUJU
 TABLE 12 (CONT'D) : EXPORTS OF MAJOR AND SELECTED COMMODITIES BY COUNTRY OF DESTINATION

PHILIPPINES	4,040	9,921	2,642	5,776
QATAR	978	1,491	998	1,574
SAUDI ARABIA	3,515	5,633	2,847	4,505
SINGAPORE, REPUBLIC OF	919	1,410	614	1,230
SOUTH AFRICA, REPUBLIC OF	97	274	40	118
TAIWAN	78,634	124,925	79,094	118,822
THAILAND	6,761	14,848	5,766	11,643
UNITED ARAB EMIRATES	9,417	13,940	5,560	8,391
UNITED STATES	5,628	13,067	8,841	21,536
VIETNAM, SOCIALIST REP. OF	3,345	6,999	3,121	5,233
YEMEN, REPUBLIC OF	76,937	123,176	66,679	100,890
NEGARA-NEGARA YANG LAIN OTHER COUNTRIES	4,716	9,514	3,101	5,878
JUMLAH TOTAL	1,119,047	2,188,269	975,433	1,778,512

SARAWAK

JADUAL 12 (SAMB) : EKSPORT BARANGAN UTAMA DAN TERPILIH MENGIKUT NEGARA YANG DITUJU
 TABLE 12 (CONT'D) : EXPORTS OF MAJOR AND SELECTED COMMODITIES BY COUNTRY OF DESTINATION

NEGARA YANG DITUJU COUNTRY OF DESTINATION	JAN - DIS			
	2019		2020	
	CU. METRE	RM '000	CU. METRE	RM '000
AUSTRALIA	677	2,326	150	652
CHINA, PEOPLE'S REPUBLIC OF	1,499	2,040	58	80
JAPAN	3,346	7,947	2,174	4,534
KOREA, REPUBLIC OF	5,077	8,910	5,640	7,802
MALAYSIA SABAH	29,139	41,713	8,177	11,060
PENINSULAR MALAYSIA	13,005	10,054	40	110
PHILIPPINES	7,541	7,301	4,137	4,055
SINGAPORE, REPUBLIC OF	-	-	-	-
TAIWAN	34,378	40,207	9,946	11,617
THAILAND	-	-	-	-
UNITED STATES	-	-	-	-
NEGARA-NEGARA YANG LAIN OTHER COUNTRIES	33	76	21	47
JUMLAH TOTAL	94,695	120,573	30,344	39,958

SARAWAK

JADUAL 12 (SAMB) : EKSPORT BARANGAN UTAMA DAN TERPILIH MENGIKUT NEGARA YANG DITUJU
 TABLE 12 (CONT'D) : EXPORTS OF MAJOR AND SELECTED COMMODITIES BY COUNTRY OF DESTINATION

(Q) KAYU KUMAI
 / MOULDINGS

NEGARA YANG DITUJU COUNTRY OF DESTINATION	JAN - DIS			
	2019	2020		
	CU. METRE	RM '000	CU. METRE	RM '000
AUSTRALIA	300	827	432	1,110
CANADA	-	-	-	-
CHINA, PEOPLE'S REPUBLIC OF	1,046	1,346	450	647
JAPAN	2,737	6,244	2,465	6,169
KOREA, REPUBLIC OF	3,648	8,030	2,472	5,652
NEW ZEALAND	-	-	-	-
PENINSULAR MALAYSIA	377	723	676	721
SINGAPORE, REPUBLIC OF	16	41	22	58
SOUTH AFRICA, REPUBLIC OF	196	786	111	228
TAIWAN	408	668	365	604
UNITED STATES	29	49	-	-
NEGARA-NEGARA YANG LAIN OTHER COUNTRIES	724	2,028	508	1,137
JUMLAH TOTAL	9,483	20,741	7,501	16,326

(R) ALUMINIUM
 / ALUMINIUM

NEGARA YANG DITUJU COUNTRY OF DESTINATION	JAN - DIS			
	2019	2020		
	TONNE	RM '000	TONNE	RM '000
BANGLADESH	10,931	78,710	8,199	57,189
BRAZIL	294	2,481	3,936	30,243
CHINA, PEOPLE'S REPUBLIC OF	2,470	18,789	66,275	456,746
INDIA	48,544	411,651	34,136	273,779
INDONESIA, REPUBLIC OF	5,436	44,224	5,875	45,794
JAPAN	33,581	279,900	39,338	287,956
KOREA, REPUBLIC OF	138,842	1,095,963	116,771	844,529
MALAYSIA SABAH	98	902	-	-
MEXICO	12,144	100,861	8,667	69,057
EUROPEAN UNION	74,538	602,167	24,070	179,791
PAKISTAN	9,054	73,023	125	969

SARAWAK

JADUAL 12 (SAMB) : EKSPORT BARANGAN UTAMA DAN TERPILIH MENGIKUT NEGARA YANG DITUJU
 TABLE 12 (CONT'D) : EXPORTS OF MAJOR AND SELECTED COMMODITIES BY COUNTRY OF DESTINATION

PENINSULAR MALAYSIA	84,074	673,479	106,250	806,854
PHILIPPINES	5,373	44,139	4,494	34,722
SOUTH AFRICA, REPUBLIC OF	986	7,975	587	4,393
TAIWAN	34,814	283,708	31,155	234,178
THAILAND	39,866	322,152	38,903	298,377
TURKEY	33,367	281,266	48,927	375,032
VIETNAM, SOCIALIST REP. OF	140,188	1,133,296	138,400	1,004,359
NEGARA-NEGARA YANG LAIN OTHER COUNTRIES	29,724	238,915	19,113	149,488
JUMLAH TOTAL	704,326	5,693,602	695,221	5,153,456

(S) FERUS ALOI
/ FERRO-ALLOYS

NEGARA YANG DITUJU COUNTRY OF DESTINATION	JAN - DIS			
	2019	2020		
	TONNE	RM '000	TONNE	RM '000
EUROPEAN UNION	115,102	474,055	86,090	327,687
JAPAN	173,959	759,409	110,969	442,590
KOREA, REPUBLIC OF	116,681	501,961	101,116	362,033
TAIWAN	96,466	396,972	92,433	337,610
INDIA	76,263	289,694	56,888	192,944
UNITED STATES	120,377	475,277	72,745	248,429
NEGARA-NEGARA YANG LAIN OTHER COUNTRIES	183,300	759,109	224,562	831,066
JUMLAH TOTAL	882,147	3,656,477	744,803	2,742,360

SARAWAK

JADUAL 13 : IMPORT BARANGAN UTAMA DAN TERPILIH
TABLE 13 : IMPORTS OF MAJOR AND SELECTED COMMODITIES

JENIS BARANGAN TYPES OF COMMODITIES	2019		JAN - DIS		2020	
	KUANTITI QUANTITY	NILAI C.I.F. C.I.F. VALUE (RM '000)	KUANTITI QUANTITY	NILAI C.I.F. C.I.F. VALUE (RM '000)	KUANTITI QUANTITY	NILAI C.I.F. C.I.F. VALUE (RM '000)
SUSU DAN KRIM, TEPUNG (TAN) MILK AND CREAM, POWDER (TONNE)	1,372	51,490	1,279	46,569		
GANDUM, BELUM DIKILANG (TAN) WHEAT, UNMILLED (TONNE)	97,654	123,515	111,834	132,771		
BERAS (TAN) RICE (TONNE)	128,991	229,786	153,577	327,068		
JAGUNG (TERMASUK JAGUNG MANIS) (TAN) MAIZE (INCL. SWEET CORN) (TONNE)	367,304	355,144	364,083	356,401		
ROTI, PASTRI, KEK, BISKUT DLL (TAN) BREAD, PASTRY, CAKES, BISCUITS AND OTHER BAKERS' WARES (TONNE)	23,735	283,418	26,601	317,043		
SAYUR-SAYURAN SEGAR ATAU DIDINGINKAN (TAN) VEGETABLES, FRESH OR CHILLED (TONNE)	100,379	333,964	91,913	348,072		
GULA DARIPADA BIT ATAU TEBU MENTAH (TAN) RAW BEET OR CANE SUGAR (TONNE)	70,900	179,242	66,865	170,458		
BAHAN MAKANAN UNTUK BINATANG (TIDAK TERMASUK BIJIAN BELUM DIKILANG) (TAN) FEEDING STUFFS FOR ANIMALS (EXCL. UNMILLED CEREALS) (TONNE)	199,438	459,770	195,357	477,685		
KELUARAN DAN SEDIAAN YANG BOLEH DIMAKAN, TSTL. (NILAI) EDIBLE PRODUCTS AND PREPARATIONS N.E.S. (VALUE)	-	1,098,400	-	1,141,414		
MINUMAN TANPA ALKOHOL ('000 LITER) NON-ALCOHOLIC BEVERAGES ('000 LITRES)	140,112	410,439	128,426	373,385		
BIR DAN STOUT ('000 LITER) BEER AND STOUT ('000 LITRES)	10,548	232,534	8,574	196,645		
ROKOK (TAN) CIGARETTES (TONNE)	173	86,471	161	87,479		
TEPUNG DAN HAMPAS DARI KACANG SOYA (TAN) FLOURS AND MEALS OF SOYA BEANS (TONNE)	73	439	10	67		
GETAH ASLI (TAN) NATURAL RUBBER (TONNE)	9,679	31,998	26,439	90,692		
PETROLEUM MENTAH ('000 TAN) CRUDE PETROLEUM ('000 TONNE)	19	41,492	+	7		
KELUARAN PETROLEUM BERTAPIS ('000 TAN) REFINED PETROLEUM PRODUCTS ('000 TONNE)	954	2,241,293	804	1,619,075		
MINYAK KELAPA SAWIT (TAN) PALM OIL (TONNE)	237,802	436,947	55,121	146,104		
BIJIH ALUMINIUM DAN KONSENTRAT (TAN) ALUMINIUM ORES AND CONCENTRATES (TONNE)	1,488,061	2,274,207	1,507,376	1,861,077		
METANOL (MENTHYL ALCOHOL) (TAN) METHANOL (MENTHYL ALCOHOL) (TONNE)	68,082	87,292	56,342	61,032		
GARAM LOGAM DAN GARAM PEROKSI ASID TAK ORGANIK (NILAI) METALIC SALTS AND PEROXYSALTS, OF INORGANIC ACIDS (VALUE)	-	89,381	-	96,288		
CAT DAN ENAMEL (TAN) PAINTS AND ENAMELS (TONNE)	26,496	245,725	23,750	222,633		
UBAT-UBATAN, TERMASUK VETERINAR (NILAI) MEDICAMENTS, INCL. VETERINARY (VALUE)	-	341,214	-	311,689		

SARAWAK

JADUAL 13 (SAMB) : IMPORT BARANGAN UTAMA DAN TERPILIH
 TABLE 13 (CONT'D) : IMPORTS OF MAJOR AND SELECTED COMMODITIES

JENIS BARANGAN TYPES OF COMMODITIES	JAN - DIS			
	2019		2020	
	KUANTITI QUANTITY	NILAI C.I.F. C.I.F. VALUE (RM '000)	KUANTITI QUANTITY	NILAI C.I.F. C.I.F. VALUE (RM '000)
MINYAK WANGI, ALAT SOLEK DAN BAHAN DANDANAN/KEBERSIHAN DIRI (NILAI)	-	466,019	-	473,441
<i>PERFUMERY, COSMETICS AND TOILET PREPARATIONS (VALUE)</i>				
SABUN, SEDIAAN MEMBASUH DAN MENCUCI (TAN)	57,107	298,649	59,258	306,921
<i>SOAP, WASHING AND CLEANING PREPARATIONS (TONNE)</i>				
BAJA DIKILANGKAN (TAN)	768,438	932,891	840,086	947,579
<i>FERTILIZERS, MANUFACTURED (TONNE)</i>				
RACUN SERANGGA DAN RACUN RUMPAI (TAN)	12,498	130,449	15,032	150,971
<i>INSECTICIDES AND WEED-KILLERS (TONNE)</i>				
PELBAGAI KELUARAN KIMIA, TSTL. (NILAI)	-	1,889,824	-	2,085,731
<i>MISCELLANEOUS CHEMICAL PRODUCTS, N.E.S. (VALUE)</i>				
TAYAR GETAH UNTUK MOTOKAR, BAS DAN LORI, BAHARU (UNIT)	877,266	246,942	926,185	251,356
<i>RUBBER TYRES FOR MOTORCARS, BUSES AND LORRIES, NEW (UNIT)</i>				
KERTAS, PAPAN KERTAS, BARANGAN DARIPADA KERTAS PULPA, KERTAS ATAU PAPAN KERTAS (NILAI)	-	614,661	-	539,206
<i>PAPER, PAPERBOARD AND ARTICLES OF PAPER PULP, OF PAPER OR PAPERBOARD (VALUE)</i>				
PERKILANGAN GALIAN, TSTL. (NILAI)	-	139,381	-	137,592
<i>MINERAL MANUFACTURED, N.E.S. (VALUE)</i>				
KELUARAN BESI GELEK RATA ATAU KELULI (TAN)	165,848	523,069	141,915	418,883
<i>FLAT-ROLLED PRODUCTS OF IRON OR STEEL (TONNE)</i>				
BATANG PIPIH, BATANG BULAT, DSB DARIPADA BESI ATAU KELULI (TAN)	210,639	532,949	157,868	388,681
<i>IRON OR STEEL BARS, RODS, ETC (TONNE)</i>				
TIUB, PAIP DAN KELENGKAPANNYA DARIPADA BESI ATAU KELULI (TAN)	94,382	470,351	126,300	528,215
<i>TUBES, PIPES, HOLLOW PROFILE AND FITTINGS OF IRON OR STEEL (TONNE)</i>				
TEMBAGA (TERMASUK ALOI) (TAN)	2,736	84,645	5,255	146,373
<i>COPPER (INCL. ALLOYS) (TONNE)</i>				
STRUKTUR DAN BAHAGIAN STRUKTUR, TSTL., BESI, KELULI ATAU ALUMINIUM (TAN)	75,729	496,487	77,259	521,610
<i>STRUCTURES AND PART OF STUCTURES, N.E.S., OF IRON, STEEL OR ALUMINIUM (TONNE)</i>				
PERKILANGAN LOGAM, TSTL. (NILAI)	-	628,474	-	646,039
<i>MANUFACTURES OF BASE METAL, N.E.S. (VALUE)</i>				
ENJIN OMBOH, PEMBAKARAN DALAMAN DAN ALAT GANTI (NILAI)	-	171,842	-	145,299
<i>INTERNAL COMBUSTION PISTON ENGINES AND PARTS (VALUE)</i>				
LOJI ELEKTRIK DAN ALAT GANTI, TSTL. (NILAI)	-	485,348	-	114,842
<i>ROTATING ELECTRIC PLANT AND PARTS THEREOF, N.E.S. (VALUE)</i>				
TRAKTOR (NILAI)	-	38,886	-	40,548
<i>TRACTORS (VALUE)</i>				

SARAWAK

JADUAL 13 (SAMB) : IMPORT BARANGAN UTAMA DAN TERPILIH
 TABLE 13 (CONT'D) : IMPORTS OF MAJOR AND SELECTED COMMODITIES

JENIS BARANGAN TYPES OF COMMODITIES	JAN - DIS			
	2019		2020	
	KUANTITI QUANTITY	NILAI C.I.F. C.I.F. VALUE (RM '000)	KUANTITI QUANTITY	NILAI C.I.F. C.I.F. VALUE (RM '000)
JENTERA-JENTERA PENGGALI, PERATA, PENOLAK, DLL (UNIT)	2,307	321,440	1,523	281,505
<i>EXCAVATORS, LEVELLERS, BULLDOZERS ETC (UNIT)</i>				
ALAT-ALAT UNTUK JENTERA PEMBINAAN DAN PERLOMBONGAN (NILAI)	-	541,391	-	334,143
<i>PARTS FOR CONSTRUCTION AND MINING MACHINERIES (VALUE)</i>				
JENTERA DAN KELENGKAPAN KHUSUS UNTUK INDUSTRI TERTENTU DAN ALATGANTI (NILAI)	-	1,001,675	-	779,977
<i>MACHINERY AND EQUIPMENT SPECIALIZED FOR PARTICULAR INDUSTRIES AND PARTS (VALUE)</i>				
KELENGKAPAN PEMANASAN DAN PENDINGINAN DAN ALAT GANTI (NILAI)	-	814,957	-	1,245,610
<i>HEATING AND COOLING EQUIPMENT AND PARTS (VALUE)</i>				
PAM UNTUK CECAIR DAN ALAT GANTI (NILAI)	-	135,412	-	119,477
<i>PUMPS FOR LIQUIDS, LIQUID ELEVATORS AND PARTS (VALUE)</i>				
KELENGKAPAN PENAPIS/PEMBERSIH UNTUK CECAIR DAN GAS (UNIT)	1,167,193	268,135	922,286	233,464
<i>FILTERING AND PURIFYING APPARATUS FOR LIQUID AND GASES (UNIT)</i>				
PEMAMPAT UDARA DAN GAS (UNIT)	45,301	78,346	47,187	58,663
<i>AIR AND GAS COMPRESSORS (UNIT)</i>				
MESIN DERIK, KREN PENGANGKUT DAN RANGKA-RANGKA MENGANGKAT (UNIT)	480	115,800	276	53,163
<i>DERRICKS, CRANES AND LIFTING FRAMES (UNIT)</i>				
MESIN AUTOMATIK DATA PROSESAN DAN UNIT-UNIT LAINNYA (UNIT)	409,940	107,008	271,490	115,634
<i>AUTOMATIC DATA PROCESSING MACHINES AND UNIT THEREOF (UNIT)</i>				
ALAT GANTI DAN AKSESORI MESIN PEJABAT DAN PEMROSESAN DATA AUTOMATIK (NILAI)	-	158,487	-	96,165
<i>PARTS AND ACCESSORIES FOR OFFICE MACHINES AND AUTOMATIC DATA PROCESSING EQUIPMENT (VALUE)</i>				
JENTERA DAN KELENGKAPAN ELEKTRIK YANG LAIN (NILAI)	-	1,726,160	-	1,824,772
<i>OTHERS ELECTIRCAL MACHINERIES AND EQUIPMENT (VALUE)</i>				
KELENGKAPAN TELEKOMUNIKASI, ALAT GANTI DAN AKSESORI (NILAI)	-	556,117	-	552,728
<i>TELECOMMUNICATION EQUIPMENT, PARTS AND ACCESSORIES (VALUE)</i>				
JENTERA KUASA ELEKTRIK DAN ALAT GANTI (NILAI)	-	181,822	-	192,464
<i>ELECTRICAL POWER MACHINERY AND PARTS THEREOF (VALUE)</i>				
PERKAKAS LITAR ELEKTRIK DAN ALAT GANTI (NILAI)	-	490,465	-	328,754
<i>ELECTRICAL APPARATUS AND PARTS (VALUE)</i>				
WAYAR-WAYAR ELEKTRIK YANG DITEBAT (TAN)	11,241	199,144	10,774	185,005
<i>ELECTRICAL WIRE, INSULATED (TONNE)</i>				
MOTOKAR, SUDAH DIPASANG (UNIT)	35,140	1,945,155	38,912	1,994,972
<i>MOTORCARS, C.B.U. (UNIT)</i>				
LAIN-LAIN KENDERAAN PENUMPANG BERMOTOR SUDAH DIPASANG (UNIT)	9,898	454,136	6,190	407,164
<i>OTHER PASSENGERS MOTOR VEHICLES, C.B.U. (UNIT)</i>				

SARAWAK

JADUAL 13 (SAMB) : IMPORT BARANGAN UTAMA DAN TERPILIH
TABLE 13 (CONT'D) : IMPORTS OF MAJOR AND SELECTED COMMODITIES

JENIS BARANGAN TYPES OF COMMODITIES	2019		JAN - DIS		2020	
	KUANTITI QUANTITY	NILAI C.I.F. C.I.F. VALUE (RM '000)	KUANTITI QUANTITY	NILAI C.I.F. C.I.F. VALUE (RM '000)	KUANTITI QUANTITY	NILAI C.I.F. C.I.F. VALUE (RM '000)
MOTORBAS DAN KENDERAAN BARANG, SUDAH DIPASANG (UNIT)	8,337	927,483	7,715	835,381		
<i>MOTOR BUSES AND GOODS VEHICLES, C.B.U. (UNIT)</i>						
MOTOSIKAL, SKUTER DSB (UNIT)	40,687	256,643	59,566	376,022		
<i>MOTORCYCLES, SCOOTERS, ETC (UNIT)</i>						
KAPAL, BOT DAN STRUKTUR TERAPUNG (NILAI)	-	23,843	-	21,038		
<i>SHIPS, BOATS AND FLOATING STRUCTURES (VALUE)</i>						
PAKAIAN DAN SEGALA KELENGKAPAN PAKAIAN (NILAI)	-	1,383,069	-	628,125		
<i>ARTICLES OF APPAREL AND CLOTHING ACCESSORIES (VALUE)</i>						
KASUT (NILAI)	-	132,986	-	95,995		
<i>FOOTWEAR (VALUE)</i>						
ALAT DAN PERKAKAS MENGUKUR, MEMERIKSA, MENGANALISIS DAN KAWALAN (NILAI)	-	476,534	-	274,510		
<i>MEASURING, CHECKING, ANALYSING AND CONTROLLING INSTRUMENTS AND APPARATUS (VALUE)</i>						
JUMLAH IMPORT BARANGAN UTAMA DAN TERPILIH (NILAI)	-	30,081,236	-	27,261,674		
<i>TOTAL IMPORTS OF MAJOR AND SELECTED COMMODITIES (VALUE)</i>						
IMPORT TRANSAKSI BAWAH RM 2000, TSTL. (NILAI)	-	87,618	-	78,005		
<i>IMPORTS OF TRANSACTIONS BELOW RM2,000, N.E.S. (VALUE)</i>						
IMPORT-IMPORT LAIN (NILAI)	-	14,413,771	-	13,532,861		
<i>OTHER IMPORTS (VALUE)</i>						
JUMLAH IMPORT	-	44,582,624	-	40,872,540		
<i>TOTAL IMPORTS</i>						

CATATAN :-

MULAI TAHUN 2017, DATA PACUAN EMPAT RODA, SUDAH DIPASANG TELAH DIGABUNGAN DENGAN LAIN-LAIN KENDERAAN PENUMPANG BERMOTOR, SUDAH DIPASANG DISEBABKAN OLEH PELAKSANAAN KOD TARIF PDK 2017.

NOTE :-

STARTING FROM 2017, DATA FOR FOUR WHEEL DRIVE VEHICLES, COMPLETELY BUILT-UP WAS MERGED WITH OTHER PASSENGERS MOTOR VEHICLES, COMPLETELY BUILT-UP, DUE TO THE IMPLEMENTATION OF THE TARIFF CODE FOR CUSTOMS DUTIES ORDER 2017.

SARAWAK

JADUAL 14 : IMPORT BARANGAN UTAMA DAN TERPILIH - NILAI UNIT PURATA DAN SUMBANGAN PERATUSAN
TABLE 14 : IMPORTS OF MAJOR AND SELECTED COMMODITIES - AVERAGE UNIT VALUE AND PERCENTAGE CONTRIBUTION

JENIS BARANGAN TYPES OF COMMODITIES	2019		JAN - DIS		2020	
	NILAI UNIT C.I.F. C.I.F. UNIT VALUE	% DRPD JUMLAH NILAI % OF TOTAL	NILAI UNIT C.I.F. C.I.F. UNIT VALUE	% DRPD JUMLAH NILAI % OF TOTAL		
SUSU DAN KRIM, TEPUNG (RM PER TAN) <i>MILK AND CREAM, POWDER (RM PER TONNE)</i>	37,541	0.1	36,400	0.1		
GANDUM, BELUM DIKILANG (RM PER TAN) <i>WHEAT, UNMILLED (RM PER TONNE)</i>	1,265	0.3	1,187	0.3		
BERAS (RM PER TAN) <i>RICE (RM PER TONNE)</i>	1,781	0.5	2,130	0.8		
JAGUNG (TERMASUK JAGUNG MANIS) (RM PER TAN) <i>MAIZE (INCL. SWEET CORN) (RM PER TONNE)</i>	967	0.8	979	0.9		
ROTI, PASTRI, KEK, BISKUT DLL (RM PER TAN) <i>BREAD, PASTRY, CAKES, BISCUITS AND OTHER BAKERS' WARES (RM PER TONNE)</i>	11,941	0.6	11,918	0.8		
SAYUR-SAYURAN, SEGAR ATAU DIDINGINKAN (RM PER TAN) <i>VEGETABLES, FRESH OR CHILLED (RM PER TONNE)</i>	3,327	0.7	3,787	0.9		
GULA DARIPADA BIT ATAU TEBU MENTAH (RM PER TAN) <i>RAW BEET OR CANE SUGAR (RM PER TONNE)</i>	2,528	0.4	2,549	0.4		
BAHAN MAKANAN UNTUK BINATANG (TIDAK TERMASUK BIJIAN BELUM DIKILANG) (RM PER TAN) <i>FEEDING STUFFS FOR ANIMALS (EXCL. UNMILLED CEREALS) (RM PER TONNE)</i>	2,305	1.0	2,445	1.2		
KELUARAN DAN SEDIAAN YANG BOLEH DIMAKAN, TSTL. (NILAI) <i>EDIBLE PRODUCTS AND PREPARATIONS N.E.S. (VALUE)</i>	-	2.5	-	2.8		
MINUMAN TANPA ALKOHOL (RM PER LITER) <i>NON-ALCOHOLIC BEVERAGES (RM PER LITRE)</i>	3	0.9	3	0.9		
BIR DAN STOUT (RM PER LITER) <i>BEER AND STOUT (RM PER LITRE)</i>	22	0.5	23	0.5		
ROKOK (RM PER KG) <i>CIGARETTES (RM PER KG)</i>	499	0.2	543	0.2		
TEPUNG DAN HAMPAS DARI KACANG SOYA (RM PER TAN) <i>FLOURS AND MEALS OF SOYA BEANS (RM PER TONNE)</i>	6,017	x	6,514	x		
GETAH ASLI (RM PER TAN) <i>NATURAL RUBBER (RM PER TONNE)</i>	3,306	0.1	3,430	0.2		
PETROLEUM MENTAH (RM PER TAN) <i>CRUDE PETROLEUM (RM PER TONNE)</i>	2,135	0.1	1,432	x		
KELUARAN PETROLEUM BERTAPIS (RM PER TAN) <i>REFINED PETROLEUM PRODUCTS (RM PER TONNE)</i>	2,350	5.0	2,014	4.0		
MINYAK KELAPA SAWIT (RM PER TAN) <i>PALM OIL (RM PER TONNE)</i>	1,837	1.0	2,651	0.4		
BIJIH ALUMINIUM DAN KONSENTRAT (RM PER TAN) <i>ALUMINIUM ORES AND CONCENTRATES (RM PER TONNE)</i>	1,528	5.1	1,235	4.6		
METANOL (MENTHYL ALCOHOL) (RM PER TAN) <i>METHANOL (MENTHYL ALCOHOL) (RM PER TONNE)</i>	1,282	0.2	1,083	0.1		
GARAM LOGAM DAN GARAM PEROKSI ASID TAK ORGANIK (NILAI) <i>METALIC SALTS AND PEROXYSALTS, OF INORGANIC ACIDS VALUE</i>	-	0.2	-	0.2		

SARAWAK

JADUAL 14 (SAMB) : IMPORT BARANGAN UTAMA DAN TERPILIH - NILAI UNIT PURATA DAN SUMBANGAN PERATUSAN
TABLE 14 (CONT'D) : IMPORTS OF MAJOR AND SELECTED COMMODITIES - AVERAGE UNIT VALUE AND PERCENTAGE CONTRIBUTION

JENIS BARANGAN TYPES OF COMMODITIES	JAN - DIS			
	2019			2020
	NILAI UNIT C.I.F. C.I.F. UNIT VALUE	% DRPD JUMLAH NILAI % OF TOTAL	NILAI UNIT C.I.F. C.I.F. UNIT VALUE	% DRPD JUMLAH NILAI % OF TOTAL
CAT DAN ENAMEL (RM PER TAN) <i>PAINTS AND ENAMELS (RM PER TONNE)</i>	9,274	0.6	9,374	0.5
UBAT-UBATAN, TERMASUK VETERINAR (NILAI) <i>MEDICAMENTS, INCL. VETERINARY (VALUE)</i>	-	0.8	-	0.8
MINYAK WANGI, ALAT SOLEK DAN BAHAN DANDANAN/KEBERSIHAN DIRI (NILAI) <i>PERFUMERY, COSMETICS AND TOILET PREPARATIONS (VALUE)</i>	-	1.0	-	1.2
SABUN, SEDIAAN MEMBASUH DAN MENCUCI (RM PER TAN) <i>SOAP, WASHING AND CLEANING PREPARATIONS (RM PER TONNE)</i>	5,230	0.7	5,179	0.8
BAJA DIKILANGKAN (RM PER TAN) <i>FERTILIZERS, MANUFACTURED (RM PER TONNE)</i>	1,214	2.1	1,128	2.3
RACUN SERANGGA DAN RACUN RUMPAI (RM PER TAN) <i>INSECTICIDES AND WEED-KILLERS (RM PER TONNE)</i>	10,437	0.3	10,044	0.4
PELBAGAI KELUARAN KIMIA, TSTL. (NILAI) <i>MISCELLANEOUS CHEMICAL PRODUCTS, N.E.S. (VALUE)</i>	-	4.2	-	5.1
TAYAR GETAH UNTUK MOTOKAR, BAS DAN LORI, BAHARU (RM PER UNIT) <i>RUBBER TYRES FOR MOTORCARS, BUSES AND LORRIES, NEW (RM PER UNIT)</i>	281	0.6	271	0.6
KERTAS, PAPAN KERTAS, BARANGAN DARIPADA KERTAS PULPA, KERTAS ATAU PAPAN KERTAS (NILAI) <i>PAPER, PAPERBOARD AND ARTICLES OF PAPER PULP, OF PAPER OR PAPERBOARD (VALUE)</i>	-	1.4	-	1.3
PERKILANGAN GALIAN, TSTL. (NILAI) <i>MINERAL MANUFACTURED, N.E.S. (VALUE)</i>	-	0.3	-	0.3
KELUARAN BESI GELEK RATA ATAU KELULI (RM PER TAN) <i>FLAT-ROLLED PRODUCTS OF IRON OR STEEL (RM PER TONNE)</i>	3,154	1.2	2,952	1.0
BATANG PIPIH, BATANG BULAT, DSB DARIPADA BESI ATAU KELULI (RM PER TAN) <i>IRON OR STEEL BARS, RODS, ETC (RM PER TONNE)</i>	2,530	1.2	2,462	1.0
TIUP, PAIP DAN KELENGKAPANNYA DARIPADA BESI ATAU KELULI (RM PER TAN) <i>TUBES, PIPES, HOLLOW PROFILE AND FITTINGS OF IRON OR STEEL (RM PER TONNE)</i>	4,984	1.1	4,182	1.3
TEMBAGA (TERMASUK ALOI) (RM PER TAN) <i>COPPER (INCL. ALLOYS) (RM PER TONNE)</i>	30,940	0.2	27,852	0.4
STRUKTUR DAN BAHAGIAN STRUKTUR, TSTL., BESI, KELULI ATAU ALUMINIUM (TAN) <i>STRUCTURES AND PART OF STRUCTURES, N.E.S., OF IRON, STEEL OR ALUMINIUM (TONNE)</i>	6,556	1.1	6,751	1.3
PERKILANGAN LOGAM, TSTL. (NILAI) <i>MANUFACTURES OF BASE METAL, N.E.S. (VALUE)</i>	-	1.4	-	1.6

SARAWAK

JADUAL 14 (SAMB) : IMPORT BARANGAN UTAMA DAN TERPILIH - NILAI UNIT PURATA DAN SUMBANGAN PERATUSAN
TABLE 14 (CONT'D) : IMPORTS OF MAJOR AND SELECTED COMMODITIES - AVERAGE UNIT VALUE AND PERCENTAGE CONTRIBUTION

JENIS BARANGAN TYPES OF COMMODITIES	JAN - DIS			
	2019			2020
	NILAI UNIT C.I.F. C.I.F. UNIT VALUE	% DRPD JUMLAH NILAI % OF TOTAL	NILAI UNIT C.I.F. C.I.F. UNIT VALUE	% DRPD JUMLAH NILAI % OF TOTAL
ENJIN OMBOH, PEMBAKARAN DALAMAN DAN ALAT GANTI (NILAI) <i>INTERNAL COMBUSTION PISTON ENGINES AND PARTS (VALUE)</i>	-	0.4	-	0.4
LOJI ELEKTRIK DAN ALAT GANTI, TSTL. (NILAI) <i>ROTATING ELECTRIC PLANT AND PARTS THEREOF, N.E.S. (VALUE)</i>	-	1.1	-	0.3
TRAKTOR (NILAI) <i>TRACTORS (VALUE)</i>	-	0.1	-	0.1
JENTERA-JENTERA PENGGALI, PERATA, PENOLAK, DLL (RM PER UNIT) <i>EXCAVATORS, LEVELLERS, BULLDOZERS ETC (RM PER UNIT)</i>	139,332	0.7	184,836	0.7
ALAT-ALAT UNTUK JENTERA PEMBINAAN DAN PERLOMBONGAN (NILAI) <i>PARTS FOR CONSTRUCTION AND MINING MACHINERIES (VALUE)</i>	-	1.2	-	0.8
JENTERA DAN KELENGKAPAN KHUSUS UNTUK INDUSTRI TERTENTU DAN ALAT GANTI (NILAI) <i>MACHINERY AND EQUIPMENT SPECIALIZED FOR PARTICULAR INDUSTRIES AND PARTS (VALUE)</i>	-	2.2	-	1.9
KELENGKAPAN PEMANASAN DAN PENDINGINAN ALAT GANTI (NILAI) <i>HEATING AND COOLING EQUIPMENT AND PARTS (VALUE)</i>	-	1.8	-	3.0
PAM UNTUK CECAIR DAN ALAT GANTI (NILAI) <i>PUMPS FOR LIQUIDS, LIQUID ELEVATORS AND PARTS (VALUE)</i>	-	0.3	-	0.3
KELENGKAPAN PENAPIS/PEMBERSIH UNTUK CECAIR DAN GAS (RM PER UNIT) <i>FILTERING AND PURIFYING APPARATUS FOR LIQUID AND GASES (RM PER UNIT)</i>	230	0.6	253	0.6
PEMAMPAT UDARA DAN GAS (RM PER UNIT) <i>AIR AND GAS COMPRESSORS (RM PER UNIT)</i>	1,729	0.2	1,243	0.1
MESIN DERIK, KREN PENGANGKUT DAN RANGKA-RANGKA MENGANGKAT (RM PER UNIT) <i>DERRICKS, CRANES AND LIFTING FRAMES (RM PER UNIT)</i>	241,249	0.3	192,621	0.1
MESIN AUTOMATIK DATA PROSESAN DAN UNIT-UNIT LAINNYA (RM PER UNIT) <i>AUTOMATIC DATA PROCESSING MACHINES AND UNIT THEREOF (RM PER UNIT)</i>	261	0.2	426	0.3
ALAT GANTI DAN AKSESORI MESIN PEJABAT DAN PEMROSESAN DATA AUTOMATIK (NILAI) <i>PARTS AND ACCESSORIES FOR OFFICE MACHINES AND AUTOMATIC DATA PROCESSING EQUIPMENT (VALUE)</i>	-	0.4	-	0.2
JENTERA DAN KELENGKAPAN YANG LAIN (NILAI) <i>OTHER ELECTRICAL MACHINERIES AND EQUIPMENT (VALUE)</i>	-	3.9	-	4.5
KELENGKAPAN TELEKOMUNIKASI, ALAT GANTI DAN AKSESORI (NILAI) <i>TELECOMMUNICATION EQUIPMENT, PARTS AND ACCESSORIES (VALUE)</i>	-	1.2	-	1.4
JENTERA KUASA ELEKTRIK DAN ALAT GANTI (NILAI) <i>ELECTRICAL POWER MACHINERY AND PARTS THEREOF (VALUE)</i>	-	0.4	-	0.5

SARAWAK

JADUAL 14 (SAMB) : IMPORT BARANGAN UTAMA DAN TERPILIH - NILAI UNIT PURATA DAN SUMBANGAN PERATUSAN
TABLE 14 (CONT'D) : IMPORTS OF MAJOR AND SELECTED COMMODITIES - AVERAGE UNIT VALUE AND PERCENTAGE CONTRIBUTION

JENIS BARANGAN TYPES OF COMMODITIES	2019		JAN - DIS		2020	
	NILAI UNIT C.I.F. C.I.F. UNIT VALUE	% DRPD JUMLAH NILAI % OF TOTAL	NILAI UNIT C.I.F. C.I.F. UNIT VALUE	% DRPD JUMLAH NILAI % OF TOTAL	NILAI UNIT C.I.F. C.I.F. UNIT VALUE	% DRPD JUMLAH NILAI % OF TOTAL
PERKAKAS LITAR ELEKTRIK DAN ALAT GANTI (NILAI) <i>ELECTRICAL APPARATUS AND PARTS (VALUE)</i>	-	1.1	-	0.8	-	0.8
WAYAR-WAYAR ELEKTRIK YANG DITEBAT (RM PER TAN) <i>ELECTRICAL WIRE, INSULATED (RM PER TONNE)</i>	17,716	0.4	17,172	0.5	17,172	0.5
MOTOKAR, SUDAH DIPASANG (RM PER UNIT) <i>MOTORCARS, C.B.U. (RM PER UNIT)</i>	55,354	4.4	51,269	4.9	51,269	4.9
LAIN-LAIN KENDERAAN PENUMPANG BERMOTOR SUDAH DIPASANG (RM PER UNIT) <i>OTHER PASSENGERS MOTOR VEHICLES, C.B.U. (RM PER UNIT)</i>	45,882	1.0	65,778	1.0	65,778	1.0
MOTORBAS DAN KENDERAAN BARANG, SUDAH DIPASANG (RM PER UNIT) <i>MOTOR BUSES AND GOODS VEHICLES, C.B.U. (RM PER UNIT)</i>	111,249	2.1	108,280	2.0	108,280	2.0
MOTOSIKAL, SKUTER DSB (RM PER UNIT) <i>MOTORCYCLES, SCOOTERS, ETC (RM PER UNIT)</i>	6,308	0.6	6,313	0.9	6,313	0.9
KAPAL, BOT DAN STRUKTUR TERAPUNG (NILAI) <i>SHIPS, BOATS AND FLOATING STRUCTURES (VALUE)</i>	-	0.1	-	0.1	-	0.1
PAKAIAN DAN SEGALA KELENGKAPAN PAKAIAN (NILAI) <i>ARTICLES OF APPAREL AND CLOTHING ACCESSORIES (VALUE)</i>	-	3.1	-	1.5	-	1.5
KASUT (NILAI) <i>FOOTWEAR (VALUE)</i>	-	0.3	-	0.2	-	0.2
ALAT DAN PERKAKAS MENGUKUR, MEMERIKSA, MENGANALISIS DAN KAWALAN (NILAI) <i>MEASURING, CHECKING, ANALYSING AND CONTROLLING INSTRUMENTS AND APPARATUS (VALUE)</i>	-	1.1	-	0.7	-	0.7
JUMLAH IMPORT BARANGAN UTAMA DAN TERPILIH (NILAI) <i>TOTAL IMPORTS OF MAJOR AND SELECTED COMMODITIES (VALUE)</i>	-	67.5	-	66.7	-	66.7
IMPORT TRANSAKSI BAWAH RM 2000, TSTL. (NILAI) <i>IMPORTS OF TRANSACTIONS BELOW RM2,000, N.E.S. (VALUE)</i>	-	0.2	-	0.2	-	0.2
IMPORT-IMPORT LAIN (NILAI) <i>OTHER IMPORTS (VALUE)</i>	-	32.3	-	33.1	-	33.1
PERATUS PERCENTAGE	-	100.0	-	100.0	-	100.0

SARAWAK

JADUAL 15 : IMPORT BARANGAN UTAMA DAN TERPILIH MENGIKUT NEGARA ASAL
 TABLE 15 : IMPORTS OF MAJOR AND SELECTED COMMODITIES BY COUNTRY OF ORIGIN

(A) BERAS
 / RICE

NEGARA ASAL COUNTRY OF ORIGIN	2019		JAN - DIS		2020	
	TONNE	RM '000	TONNE	RM '000	TONNE	RM '000
CHINA, PEOPLE'S REPUBLIC OF	-	-	-	-	-	-
INDIA	889	4,454	11,966		26,450	
PAKISTAN	2,241	2,177	185		553	
PENINSULAR MALAYSIA	366	1,159	410		1,448	
THAILAND	22,118	37,199	14,248		31,888	
VIETNAM, SOCIALIST REP. OF	97,142	163,324	116,492		234,606	
NEGARA-NEGARA YANG LAIN OTHER COUNTRIES	6,236	21,472	10,276		32,124	
JUMLAH TOTAL	128,991	229,786	153,577		327,068	

(B) GULA DARIPADA BIT ATAU TEBU MENTAH
 / RAW BEET OR CANE SUGAR

NEGARA ASAL COUNTRY OF ORIGIN	2019		JAN - DIS		2020	
	TONNE	RM '000	TONNE	RM '000	TONNE	RM '000
PENINSULAR MALAYSIA	66,997	171,495	63,793		164,153	
NEGARA-NEGARA YANG LAIN OTHER COUNTRIES	3,903	7,747	3,072		6,305	
JUMLAH TOTAL	70,900	179,242	66,865		170,458	

(C) KELUARAN PETROLEUM BERTAPIS
 / REFINED PETROLEUM PRODUCTS

NEGARA ASAL COUNTRY OF ORIGIN	2019		JAN - DIS		2020	
	'000 TONNE	RM '000	'000 TONNE	RM '000	'000 TONNE	RM '000
JAPAN	+	1,207	+		1,231	
PENINSULAR MALAYSIA	634	1,419,098	527		1,116,225	
SINGAPORE, REPUBLIC OF	313	794,554	248		465,363	
THAILAND	1	4,719	1		3,810	
UNITED STATES	+	5,949	+		1,633	
NEGARA-NEGARA YANG LAIN OTHER COUNTRIES	5	15,765	28		30,812	
JUMLAH TOTAL	954	2,241,293	804		1,619,075	

SARAWAK

JADUAL 15 (SAMB) : IMPORT BARANGAN UTAMA DAN TERPILIH MENGIKUT NEGARA ASAL
 TABLE 15 (CONT'D) : IMPORTS OF MAJOR AND SELECTED COMMODITIES BY COUNTRY OF ORIGIN

(D) BAJA DIKILANGKAN
 / FERTILIZERS, MANUFACTURED

NEGARA ASAL COUNTRY OF ORIGIN	2019		JAN - DIS 2020	
	TONNE	RM '000	TONNE	RM '000
AUSTRALIA	2,569	1,377	-	-
CANADA	137,869	184,979	223,600	258,105
CHINA, PEOPLE'S REPUBLIC OF	123,370	110,867	122,184	99,338
EGYPT	45,063	13,361	43,555	13,863
EUROPEAN UNION	16,801	27,677	28,466	40,188
INDIA	4,458	5,570	4,061	2,376
INDONESIA, REPUBLIC OF	19,471	24,278	14,486	18,296
JAPAN	16,954	13,662	16,570	7,365
JORDAN	30,221	38,316	63,776	61,815
KOREA, REPUBLIC OF	442	989	975	1,609
PENINSULAR MALAYSIA	136,691	242,806	134,636	240,350
RUSSIAN FEDERATION	145,800	180,254	127,000	139,590
TAIWAN	26,099	17,622	9,436	3,961
UNITED STATES	1,433	9,132	2,051	8,211
VIETNAM, SOCIALIST REP. OF	36,683	31,428	14,738	12,558
NEGARA-NEGARA YANG LAIN OTHER COUNTRIES	24,516	30,574	34,552	39,957
JUMLAH TOTAL	768,438	932,891	840,086	947,579

SARAWAK

JADUAL 15 (SAMB) : IMPORT BARANGAN UTAMA DAN TERPILIH MENGIKUT NEGARA ASAL
 TABLE 15 (CONT'D) : IMPORTS OF MAJOR AND SELECTED COMMODITIES BY COUNTRY OF ORIGIN

(E) TIUB, PAIP DAN KELENGKAPANNYA DARIPADA BESI ATAU KELULI
 / TUBES, PIPES, HOLLOW PROFILES & FITTINGS OF IRON OR STEEL

NEGARA ASAL COUNTRY OF ORIGIN	2019		JAN - DIS	
	TONNE	RM '000	TONNE	RM '000
BRAZIL	25	206	21	123
CHINA, PEOPLE'S REPUBLIC OF	4,290	29,985	6,329	30,457
EUROPEAN UNION	202	5,255	181	3,911
INDIA	171	1,166	126	579
JAPAN	5,063	41,212	7,290	51,816
KOREA, REPUBLIC OF	464	6,361	1,668	17,797
PENINSULAR MALAYSIA	81,410	337,907	107,591	388,961
SINGAPORE, REPUBLIC OF	289	9,608	166	4,862
UKRAINE	12	1,009	3	141
UNITED STATES	1,293	24,470	1,397	21,606
NEGARA-NEGARA YANG LAIN OTHER COUNTRIES	1,162	13,173	1,528	7,961
JUMLAH TOTAL	94,382	470,351	126,300	528,215

(F) BATANG PIPIH, BATANG BULAT, DSB DARIPADA BESI ATAU KELULI
 / IRON OR STEEL BAR, RODS, ETC

NEGARA ASAL COUNTRY OF ORIGIN	2019		JAN - DIS	
	TONNE	RM '000	TONNE	RM '000
CHINA, PEOPLE'S REPUBLIC OF	7,044	19,897	7,133	18,495
JAPAN	12	623	4	718
KOREA, REPUBLIC OF	174	526	-	-
PENINSULAR MALAYSIA	202,093	507,560	149,348	364,328
SINGAPORE, REPUBLIC OF	206	697	74	235
TAIWAN	55	258	57	455
NEGARA-NEGARA YANG LAIN OTHER COUNTRIES	1,055	3,388	1,252	4,449
JUMLAH TOTAL	210,639	532,949	157,868	388,681

SARAWAK

JADUAL 15 (SAMB) : IMPORT BARANGAN UTAMA DAN TERPILIH MENGIKUT NEGARA ASAL
 TABLE 15 (CONT'D) : IMPORTS OF MAJOR AND SELECTED COMMODITIES BY COUNTRY OF ORIGIN

(G) MOTOKAR, SUDAH DIPASANG
 / MOTORCARS, C.B.U.

NEGARA ASAL COUNTRY OF ORIGIN	JAN - DIS			
	2019		2020	
	UNIT	RM '000	UNIT	RM '000
EUROPEAN UNION	299	17,992	262	13,527
JAPAN	617	29,135	524	35,660
KOREA, REPUBLIC OF	4	1,204	6	1,157
PENINSULAR MALAYSIA	33,816	1,861,723	37,904	1,923,702
THAILAND	316	23,330	156	11,588
NEGARA-NEGARA YANG LAIN OTHER COUNTRIES	88	11,771	60	9,338
JUMLAH TOTAL	35,140	1,945,155	38,912	1,994,972

(H) MOTORBAS DAN KENDERAAN BARANG, SUDAH DIPASANG
 / MOTOR BUSES AND GOODS VEHICLES, C.B.U.

NEGARA ASAL COUNTRY OF ORIGIN	JAN - DIS			
	2019		2020	
	UNIT	RM '000	UNIT	RM '000
JAPAN	39	12,109	30	4,558
PENINSULAR MALAYSIA	6,336	674,968	6,551	694,674
THAILAND	1,881	214,666	1,075	122,953
NEGARA-NEGARA YANG LAIN OTHER COUNTRIES	81	25,740	59	13,196
JUMLAH TOTAL	8,337	927,483	7,715	835,381

SARAWAK

JADUAL 15 (SAMB) : IMPORT BARANGAN UTAMA DAN TERPILIH MENGIKUT NEGARA ASAL
 TABLE 15 (CONT'D) : IMPORTS OF MAJOR AND SELECTED COMMODITIES BY COUNTRY OF ORIGIN

(I) JENTERA-JENTERA PENGGALI, PERATA, PENOLAK, DLL
 / EXCAVATORS, LEVELLERS, BULLDOZERS ETC

NEGARA ASAL COUNTRY OF ORIGIN	2019		JAN - DIS		2020	
	UNIT	RM '000	UNIT	RM '000	UNIT	RM '000
CHINA, PEOPLE'S REPUBLIC OF	272	59,989	166	47,782		
INDONESIA, REPUBLIC OF	219	78,338	135	48,047		
JAPAN	390	41,063	367	40,465		
KOREA, REPUBLIC OF	21	7,512	13	4,995		
PENINSULAR MALAYSIA	1,162	83,892	648	92,198		
THAILAND	70	23,710	76	27,645		
UNITED STATES	37	4,010	23	6,158		
NEGARA-NEGARA YANG LAIN OTHER COUNTRIES	136	22,924	95	14,215		
JUMLAH TOTAL	2,307	321,440	1,523	281,505		

(J) BIJIH ALUMINIUM DAN KONSENTRAT /
 ALUMINIUM ORES AND CONCENTRATES

NEGARA ASAL COUNTRY OF ORIGIN	2019		JAN - DIS		2020	
	TONNE	RM '000	TONNE	RM '000	TONNE	RM '000
AUSTRALIA	500,564	766,501	941,041	1,170,703		
CHINA, PEOPLE'S REPUBLIC OF	56,107	89,992	7,584	10,362		
JAPAN	20	73	20	73		
INDIA	288,635	422,537	90,815	118,354		
INDONESIA, REPUBLIC OF	460,288	717,481	317,115	373,921		
VIETNAM, SOCIALIST REP. OF	174,690	263,029	150,183	185,807		
NEGARA - NEGARA LAIN OTHER COUNTRIES	7,756	14,593	618	1,858		
JUMLAH TOTAL	1,488,061	2,274,207	1,507,376	1,861,077		

SARAWAK

JADUAL 16 : IMPORT DARI SEMENANJUNG MALAYSIA DAN SABAH (RM '000)
 TABLE 16 : IMPORTS FROM PENINSULAR MALAYSIA AND SABAH (RM '000)

IMPORT SARAWAK DARI / SARAWAK'S IMPORT FROM

SEKSYEN SECTIONS	SEM. MALAYSIA / PEN. MALAYSIA		SABAH	
	JAN - DIS			
	2019	2020	2019	2020
0 MAKANAN <i>FOOD</i>	2,601,355	2,690,165	31,807	35,957
1 MINUMAN DAN TEMBAKAU <i>BEVERAGES AND TOBACCO</i>	758,018	678,252	6,242	5,452
2 BAHAN-BAHAN MENTAH TIDAK BOLEH DIMAKAN <i>CRUDE MATERIALS, INEDIBLE</i>	160,389	146,998	158,663	93,567
3 BAHAN API GALIAN, PELINCIR, DLL. <i>MINERAL FUELS, LUBRICANTS, ETC.</i>	1,599,961	1,184,209	105,161	63,454
4 MINYAK DAN LEMAK BINATANG DAN SAYUR-SAYURAN <i>ANIMAL AND VEGETABLE OILS AND FATS</i>	53,444	56,245	52	16,944
5 BAHAN KIMIA <i>CHEMICALS</i>	2,363,763	2,323,774	345,441	250,343
6 BARANG-BARANG KELUARAN KILANG <i>MANUFACTURED GOODS</i>	3,669,122	3,361,605	343,827	366,998
7 JENTERA & KELENGKAPAN PENGANGKUTAN <i>MACHINERY & TRANSPORT EQUIPMENT</i>	8,234,973	7,585,390	623,954	508,439
8 PELBAGAI BARANG KELUARAN KILANG <i>MISCELLANEOUS MANUFACTURED ARTICLES</i>	3,172,851	2,370,463	97,559	69,107
9 PELBAGAI URUS NIAGA DAN BARANGAN <i>MISCELLANEOUS TRANSACTIONS AND COMMODITIES</i>	86,632	77,400	10,074	6,884
JUMLAH TOTAL	22,700,509	20,474,502	1,722,279	1,417,144

SARAWAK

JADUAL 17 : EKSPORT KE SEMENANJUNG MALAYSIA DAN SABAH (RM '000)
 TABLE 17 : EXPORTS TO PENINSULAR MALAYSIA AND SABAH (RM '000)

EKSPORT SARAWAK KE / SARAWAK'S EXPORTS TO

SEKSYEN SECTIONS	SEM. MALAYSIA / PEN. MALAYSIA		SABAH	
	JAN - DIS			
	2019	2020	2019	2020
0 MAKANAN <i>FOOD</i>	162,260	143,971	16,042	20,596
1 MINUMAN DAN TEMBAKAU <i>BEVERAGES AND TOBACCO</i>	16,594	11,350	11,457	7,860
2 BAHAN-BAHAN MENTAH TIDAK BOLEH DIMAKAN <i>CRUDE MATERIALS, INEDIBLE</i>	369,884	276,954	24,325	15,425
3 BAHAN API GALIAN, PELINCIR, DLL. <i>MINERAL FUELS, LUBRICANTS, ETC.</i>	11,839,061	6,064,412	32,502	34,516
4 MINYAK DAN LEMAK BINATANG DAN SAYUR-SAYURAN <i>ANIMAL AND VEGETABLE OILS AND FATS</i>	825,805	1,020,786	22,410	32,937
5 BAHAN KIMIA <i>CHEMICALS</i>	220,351	241,336	11,736	12,296
6 BARANG-BARANG KELUARAN KILANG <i>MANUFACTURED GOODS</i>	1,083,081	1,329,352	152,618	92,219
7 JENTERA & KELENGKAPAN PENGANGKUTAN <i>MACHINERY & TRANSPORT EQUIPMENT</i>	669,367	482,658	3,285,863	68,180
8 PELBAGAI BARANG KELUARAN KILANG <i>MISCELLANEOUS MANUFACTURED ARTICLES</i>	87,468	60,881	11,306	5,721
9 PELBAGAI URUS NIAGA DAN BARANGAN <i>MISCELLANEOUS TRANSACTIONS AND COMMODITIES</i>	27,194	13,612	2,309	1,885
JUMLAH TOTAL	15,301,065	9,645,311	3,570,567	291,636

SARAWAK

**JADUAL 18 : PERDAGANGAN LANGSUNG LUAR NEGERI DAN PERDAGANGAN DENGAN DAN MELALUI SINGAPURA
(IMPORT, EKSPORT DAN IMBANGAN PERDAGANGAN) (RM '000)**

**TABLE 18 : DIRECT FOREIGN TRADE AND TRADE WITH AND VIA THE REPUBLIC OF SINGAPORE
(IMPORTS, EXPORTS AND BALANCE OF TRADE) (RM '000)**

	2019	JAN - DIS	2020
IMPORT / IMPORTS C.I.F.			
PERDAGANGAN LANGSUNG LUAR NEGERI (A) <i>DIRECT FOREIGN TRADE</i>	40,490,108		37,422,010
SINGAPURA (B) <i>SINGAPORE, REP. OF</i>	4,092,516		3,450,530
JUMLAH TOTAL	44,582,624		40,872,540
EKSPORT / EXPORTS F.O.B.			
PERDAGANGAN LANGSUNG LUAR NEGERI (A) <i>DIRECT FOREIGN TRADE</i>	98,325,739		75,498,057
SINGAPURA (B) <i>SINGAPORE, REP. OF</i>	2,266,274		1,705,296
JUMLAH TOTAL	100,592,012		77,203,353
IMBANGAN PERDAGANGAN / BALANCE OF TRADE			
PERDAGANGAN LANGSUNG LUAR NEGERI (A) <i>DIRECT FOREIGN TRADE</i>	57,835,631		38,076,047
SINGAPURA (B) <i>SINGAPORE, REP. OF</i>	-1,826,243		-1,745,235
JUMLAH TOTAL	56,009,388		36,330,813

CATATAN :-

(A) PERDAGANGAN LANGSUNG DARI DAN KE LUAR NEGERI MERUJUK KEPADA IMPORT DAN EKSPORT DARI DAN KE SARAWAK YANG TIDAK DIPUNGGAH ATAU DIPINDAHKAN DI SINGAPURA. INI TERMASUK PERDAGANGAN DENGAN SEMENANJUNG MALAYSIA DAN SABAH.

(B) MERUJUK KEPADA IMPORT DAN EKSPORT SARAWAK MELALUI LIMBONGAN DAN JETI SINGAPURA. OLEH ITU, BARANG-BARANG YANG BERASAL DARI SINGAPURA YANG DIBAWA MASUK KE SARAWAK DAN BARANG-BARANG YANG BERASAL DARI SARAWAK YANG DIEKSPORT KE SINGAPURA ADALAH TERMASUK DI BAWAH KEPALA RENCANA INI.

NOTES :-

(A) DIRECT FOREIGN TRADE REFERS TO IMPORTS AND EXPORTS INTO AND FROM SARAWAK THAT ARE NOT HANDLED OR TRANSHIPPED AT THE REPUBLIC OF SINGAPORE. IT INCLUDES TRADE WITH PENINSULAR MALAYSIA AND SABAH.

(B) REFERS TO SARAWAK'S IMPORTS AND EXPORTS WHICH PASS THROUGH (VIA) THE REPUBLIC OF SINGAPORE DOCKS AND WHARVES. HENCE, GOODS OF THE REPUBLIC OF SINGAPORE ORIGIN IMPORTED INTO SARAWAK AND GOODS OF SARAWAK ORIGIN EXPORTED TO THE REPUBLIC OF SINGAPORE ARE INCLUDED UNDER THIS HEADING.

SARAWAK

JADUAL 19 : EKSPORT DAN IMPORT MENGIKUT SEKTOR (RM'000)
 TABLE 19 : EXPORTS AND IMPORTS BY SECTORS (RM'000)

SEKTOR SECTOR	2019	2020	% DRP. JUMLAH EKSPORT/ IMPORT % OF TOTAL EXPORTS/ IMPORTS
EKSPORT/ EXPORTS F.O.B.			
PERTANIAN <i>AGRICULTURE</i>	12,184,518	14,007,939	18.1
MINYAK KELAPA SAWIT <i>PALM OIL</i>	9,121,007	11,059,060	14.3
KAYU BALAK <i>SAWLOG</i>	728,662	502,831	0.7
KAYU GERGAJI DAN KAYU KUMAI <i>SAWN TIMBER AND MOULDINGS</i>	594,564	468,882	0.6
GETAH ASLI <i>NATURAL RUBBER</i>	61,369	63,294	0.1
LAIN-LAIN <i>OTHERS</i>	1,678,914	1,913,872	2.5
PEMBUATAN <i>MANUFACTURING</i>	27,614,652	23,360,511	30.3
KELUARAN KAYU <i>WOOD PRODUCTS</i>	2,899,780	2,316,708	3.0
KELUARAN LOGAM <i>MANUFACTURES OF METAL</i>	7,213,051	6,896,522	8.9
BARANGAN ELEKTRIK DAN ELEKTRONIK <i>ELECTRICAL AND ELECTRONIC PRODUCTS</i>	4,528,971	5,611,701	7.3
BAHAN KIMIA DAN KELUARAN KIMIA (TIDAK TERMASUK BAHAN PLASTIK BUKAN DALAM BENTUK UTAMA) <i>CHEMICAL AND CHEMICAL PRODUCTS (EXCLUDE PLASTICS IN NON-PRIMARY FORMS)</i>	1,991,095	2,186,952	2.8
KELUARAN PETROLEUM <i>PETROLEUM PRODUCTS</i>	1,192,162	870,962	1.1
JENTERA, KELENGKAPAN DAN ALAT GANTI <i>MACHINERY, EQUIPMENT AND PARTS</i>	637,275	384,643	0.5
LAIN-LAIN <i>OTHERS</i>	9,152,318	5,093,023	6.6
PERLOMBONGAN <i>MINING</i>	60,209,058	39,305,078	50.9
GAS ASLI CECAIR <i>LIQUEFIED NATURAL GAS</i>	42,170,780	28,945,393	37.5
PETROLEUM MENTAH <i>CRUDE PETROLEUM</i>	12,868,283	7,193,424	9.3
KONDENSAT DAN MINYAK PETROLEUM LAIN <i>CONDENSATE AND OTHER PETROLEUM OIL</i>	5,132,675	3,153,345	4.1
LAIN-LAIN <i>OTHERS</i>	37,320	12,916	0.0
LAIN-LAIN <i>OTHERS</i>	583,785	529,824	0.7
JUMLAH TOTAL	100,592,012	77,203,353	100.0

SARAWAK

JADUAL 19 (SAMB) : EKSPORT DAN IMPORT MENGIKUT SEKTOR (RM'000)
 TABLE 19 (CONT'D) : EXPORTS AND IMPORTS BY SECTORS (RM'000)

SEKTOR SECTOR	2019	2020	% DRP. JUMLAH EKSPORT/ IMPORT % OF TOTAL EXPORTS/ IMPORTS
IMPORT/ IMPORTS C.I.F.			
PERTANIAN <i>AGRICULTURE</i>	2,450,176	2,466,403	6.0
PEMBUATAN <i>MANUFACTURING</i>	37,305,858	34,659,391	84.8
BAHAN KIMIA AND KELUARAN KIMIA (TIDAK TERMASUK BAHAN PLASTIK BUKAN DALAM BENTUK UTAMA) <i>CHEMICAL AND CHEMICAL PRODUCTS (EXCLUDE PLASTICS IN NON-PRIMARY FORMS)</i>	6,096,415	6,236,656	15.3
JENTERA, KELENGKAPAN DAN ALAT GANTI <i>MACHINERY, EQUIPMENT AND PARTS</i>	5,628,594	4,937,337	12.1
ALAT KELENGKAPAN PENGANGKUTAN <i>TRANSPORT EQUIPMENT</i>	4,501,687	4,361,028	10.7
KELUARAN PETROLEUM <i>PETROLEUM PRODUCTS</i>	2,409,246	1,744,573	4.3
BARANGAN ELEKTRIK DAN ELEKTRONIK <i>ELECTRICAL AND ELECTRONIC PRODUCTS</i>	4,065,413	3,949,063	9.7
MAKANAN DIPROSES <i>PROCESSED FOOD</i>	2,590,261	2,694,529	6.6
KELUARAN LOGAM <i>MANUFACTURE OF METAL</i>	2,470,927	2,649,315	6.5
LAIN-LAIN <i>OTHERS</i>	9,542,954	8,086,889	19.8
PERLOMBONGAN <i>MINING</i>	4,619,781	3,576,955	8.8
BIJIH LOGAM DAN SERPIHAN LOGAM <i>METALLIFEROUS ORES AND METAL SCRAP</i>	3,421,351	2,622,755	6.4
BAJA MENTAH DAN GALIAN MENTAH <i>CRUDE FERTILIZERS AND CRUDE MINERALS</i>	438,826	397,480	1.0
LAIN-LAIN <i>OTHERS</i>	759,605	556,719	1.4
LAIN-LAIN <i>OTHERS</i>	206,810	169,792	0.4
JUMLAH TOTAL	44,582,624	40,872,540	100.0

SARAWAK

JADUAL 20 : NILAI EKSPORT, IMPORT DAN EKSPORT SEMULA MENGIKUT KUMPULAN, BAHAGIAN DAN SEKSYEN BAGI SETIAP NEGARA
 TABLE 20 : VALUE OF EXPORTS, IMPORTS AND RE-EXPORTS BY GROUPS, DIVISIONS AND SECTIONS FOR EACH COUNTRY

GROUP / DIV / SECT	COUNTRY OF DESTINATION / ORIGIN	EXPORTS & RE-EXPORTS RM F.O.B.		IMPORTS RM C.I.F.		RE-EXPORTS RM F.O.B.	
		JAN - DIS	2020	JAN - DIS	2020	JAN - DIS	2020
***	AFGHANISTAN						
GRP 776	THERMIONIC VALVES AND TUBES; PHOTOCELLS; ETC., AND PARTS THEREOF, N.E.S.	1,402,096		-			
GRP 931	SPECIAL TRANSACTIONS AND COMMODITIES	-		1,295			
DIV 77	ELECTRICAL MACHINERY, APPARATUS AND APPLIANCES, N.E.S. AND ELECTRICAL PARTS THEREOF	1,402,096		-			
DIV 93	SPECIAL TRANSACTIONS AND COMMODITIES	-		1,295			
SECT 7	MACHINERY & TRANSPORT EQUIPMENT	1,402,096		-			
SECT 9	MISCELLANEOUS TRANSACTIONS AND COMMODITIES	-		1,295			
	TOTAL - AFGHANISTAN	1,402,096		1,295			
***	ALBANIA						
GRP 742	PUMPS FOR LIQUIDS, LIQUID ELEVATORS AND PARTS	-		2,141			
GRP 845	ARTICLES OF APPAREL, OF TEXTILE FABRICS, WHETHER OR NOT KNITTED OR CROCHETED, N.E.S.	-		2,251			
GRP 931	SPECIAL TRANSACTIONS AND COMMODITIES	-		3,127			
DIV 74	GENERAL INDUSTRIAL MACHINERY AND EQUIPMENT, N.E.S. AND MACHINE PARTS, N.E.S.	-		2,141			
DIV 84	ARTICLES OF APPAREL AND CLOTHING ACCESSORIES	-		2,251			
DIV 93	SPECIAL TRANSACTIONS AND COMMODITIES	-		3,127			
SECT 7	MACHINERY & TRANSPORT EQUIPMENT	-		2,141			
SECT 8	MISCELLANEOUS MANUFACTURED ARTICLES	-		2,251			
SECT 9	MISCELLANEOUS TRANSACTIONS AND COMMODITIES	-		3,127			
	TOTAL - ALBANIA	-		7,519			
***	ALGERIA						
GRP 091	MARGARINE AND SHORTENING	5,707,129		-			
GRP 272	FERTILIZERS, CRUDE	-		2,980,000			
GRP 422	OTHER FIXED VEGETABLE OILS, FLUID OR SOLID, CRUDE, REFINED OR PURIFIED	5,317		-			
GRP 431	ANIMAL OR VEGETABLE OILS AND FATS, PROCESSED, AND WAXES OF ANIMAL OR VEGETABLE ORIGIN	753,134		-			
GRP 562	FERTILIZERS, MANUFACTURED	-		3,559,966			
GRP 671	PIG IRON, SPIEGELEISEN, SPONGE IRON, IRON OR STEEL GRANULES AND POWDERS AND FERRO-ALLOYS	1,145,563		-			
DIV 09	MISCELLANEOUS EDIBLE PRODUCTS AND PREPARATIONS	5,707,129		-			
DIV 27	CRUDE FERTILIZERS AND CRUDE MINERALS (EXCLUDING COAL, PETROLEUM AND PRECIOUS STONES)	-		2,980,000			
DIV 42	FIXED VEGETABLE OILS AND FATS, CRUDE, REFINED OR FRACTIONATED	5,317		-			
DIV 43	ANIMAL OR VEGETABLE OILS AND FATS, PROCESSED, AND WAXES OF ANIMAL OR VEGETABLE ORIGIN	753,134		-			
DIV 56	FERTILIZERS, MANUFACTURED	-		3,559,966			
DIV 67	IRON AND STEEL	1,145,563		-			
SECT 0	FOOD	5,707,129		-			
SECT 2	CRUDE MATERIALS, INEDIBLE	-		2,980,000			
SECT 4	ANIMAL AND VEGETABLE OILS AND FATS	758,451		-			
SECT 5	CHEMICALS	-		3,559,966			
SECT 6	MANUFACTURED GOODS	1,145,563		-			
	TOTAL - ALGERIA	7,611,143		6,539,966			
***	ARGENTINA						
GRP 044	MAIZE (NOT INCLUDING SWEET CORN), UNMILLED	-		302,140,275			
GRP 054	VEGETABLES, FRESH, CHILLED, FROZEN OR SIMPLY PRESERVED	-		1,185,529			
GRP 057	FRUITS AND NUTS (NOT INCLUDING OIL NUTS), FRESH OR DRIED	-		132,859			
GRP 081	FEEDING STUFF FOR ANIMALS (NOT INCLUDING UNMILLED CEREALS)	-		227,506,698			
GRP 112	ALCOHOLIC BEVERAGES	-		32,107			

SARAWAK

JADUAL 20 (SAMB) : NILAI EKSPORT, IMPORT DAN EKSPORT SEMULA MENGIKUT KUMPULAN, BAHAGIAN DAN SEKSYEN BAGI SETIAP NEGARA
 TABLE 20 (CONT'D) : VALUE OF EXPORTS, IMPORTS AND RE-EXPORTS BY GROUPS, DIVISIONS AND SECTIONS FOR EACH COUNTRY

GROUP / DIV / SECT	COUNTRY OF DESTINATION / ORIGIN	EXPORTS & RE-EXPORTS RM F.O.B.		IMPORTS RM C.I.F.		RE-EXPORTS RM F.O.B.	
		JAN - DIS	2020	JAN - DIS	2020	JAN - DIS	2020
GRP 231	NATURAL RUBBER, NATURAL GUMS, IN PRIMARY FORMS	249,875		-		-	
GRP 335	RESIDUAL PETROLEUM PRODUCTS, N.E.S. AND RELATED MATERIALS	117,196		-		-	
GRP 592	STARCHES, INULIN AND WHEAT GLUTEN; ALBUMINOIDAL SUBSTANCES; GLUES	-		190,620		-	
GRP 679	TUBES, PIPES AND HOLLOW PROFILES, AND TUBES OR PIPE FITTINGS, OF IRON OR STEEL	-		52,179		-	
GRP 713	INTERNAL COMBUSTION PISTON ENGINES, AND PARTS THEREOF, N.E.S.	-		2,551		-	
GRP 931	SPECIAL TRANSACTIONS AND COMMODITIES	1,000		17,184		-	
DIV 04	CEREALS AND CEREAL PREPARATIONS	-		302,140,275		-	
DIV 05	VEGETABLES AND FRUITS	-		1,318,388		-	
DIV 08	FEEDING STUFF FOR ANIMALS (NOT INCLUDING UNMILLED CEREALS)	-		227,506,698		-	
DIV 11	BEVERAGES	-		32,107		-	
DIV 23	CRUDE RUBBER (INCLUDING SYNTHETIC AND RECLAIMED)	249,875		-		-	
DIV 33	PETROLEUM, PETROLEUM PRODUCTS AND RELATED MATERIALS	117,196		-		-	
DIV 59	CHEMICAL MATERIALS AND PRODUCTS, N.E.S.	-		190,620		-	
DIV 67	IRON AND STEEL	-		52,179		-	
DIV 71	POWER GENERATING MACHINERY AND EQUIPMENT	-		2,551		-	
DIV 93	SPECIAL TRANSACTIONS AND COMMODITIES	1,000		17,184		-	
SECT 0	FOOD	-		530,965,361		-	
SECT 1	BEVERAGES AND TOBACCO	-		32,107		-	
SECT 2	CRUDE MATERIALS, INEDIBLE	249,875		-		-	
SECT 3	MINERAL FUELS, LUBRICANTS, ETC.	117,196		-		-	
SECT 5	CHEMICALS	-		190,620		-	
SECT 6	MANUFACTURED GOODS	-		52,179		-	
SECT 7	MACHINERY & TRANSPORT EQUIPMENT	-		2,551		-	
SECT 9	MISCELLANEOUS TRANSACTIONS AND COMMODITIES	1,000		17,184		-	
	TOTAL - ARGENTINA	368,071		531,260,002		-	
***	AUSTRALIA						
GRP 001	LIVE ANIMALS	-		12,048,643		-	
GRP 011	MEAT OF BOVINE ANIMALS, FRESH, CHILLED OR FROZEN	-		19,999,014		-	
GRP 012	OTHER MEAT AND EDIBLE OFFAL, FRESH, CHILLED OR FROZEN	-		29,782,401		-	
GRP 022	MILK AND CREAM AND MILK PRODUCTS OTHER THAN BUTTER OR CHEESE	-		13,711,556		-	
GRP 023	BUTTER AND OTHER FATS AND OILS DERIVED FROM MILK	-		2,453,898		-	
GRP 024	CHEESE AND CURD	-		14,135,888		-	
GRP 036	CRUSTACEANS AND MOLLUSCS, FRESH, CHILLED, FROZEN, SALTED OR IN BRINE OR DRIED	2,253,535		-		-	
GRP 037	FISH, CRUSTACEANS AND MOLLUSCS PREPARED OR PRESERVED, N.E.S.	3,728,996		289,977		-	
GRP 041	WHEAT (INCLUDING SPELT) AND MESLIN, UNMILLED	-		82,162,162		-	
GRP 044	MAIZE (NOT INCLUDING SWEET CORN), UNMILLED	-		95,618		-	
GRP 045	CEREALS, UNMILLED (OTHER THAN WHEAT RICE, BARLEY AND MAIZE)	-		13,317		-	
GRP 048	CEREAL PREPARATIONS AND PREPARATION OF FLOUR OR STARCH OF FRUITS OR VEGETABLES	-		1,463,359		-	
GRP 054	VEGETABLES, FRESH, CHILLED, FROZEN OR SIMPLY PRESERVED	-		7,366,570		-	
GRP 056	VEGETABLES, ROOT AND TUBERS, PREPARED OR PRESERVED, N.E.S.	-		554,337		-	
GRP 057	FRUITS AND NUTS (NOT INCLUDING OIL NUTS), FRESH OR DRIED	-		15,486,248		-	
GRP 058	FRUITS, PRESERVED, AND FRUIT PREPARATIONS (EXCLUDING FRUIT JUICES)	-		80,753		-	
GRP 059	FRUIT JUICES (INCLUDING GRAPE MUST) & VEGETABLE JUICES, UNFERMENTED & NOT CONTAINING ADDED SPIRIT, WHETHER / NOT CONTAINING ADDED SUGAR OR OTHER SWEETENING MATTER	-		135,272		-	
GRP 061	SUGARS, MOLASSES AND HONEY	-		247,990		-	
GRP 062	SUGAR CONFECTIONERY	-		23,497		-	
GRP 071	COFFEE AND COFFEE SUBSTITUTES	5,966		52,568		5,966	

SARAWAK

JADUAL 20 (SAMB) : NILAI EKSPORT, IMPORT DAN EKSPORT SEMULA MENGIKUT KUMPULAN, BAHAGIAN DAN SEKSYEN BAGI SETIAP NEGARA
 TABLE 20 (CONT'D) : VALUE OF EXPORTS, IMPORTS AND RE-EXPORTS BY GROUPS, DIVISIONS AND SECTIONS FOR EACH COUNTRY

GROUP / DIV / SECT	COUNTRY OF DESTINATION / ORIGIN	EXPORTS & RE-EXPORTS RM F.O.B.		IMPORTS RM C.I.F.		RE-EXPORTS RM F.O.B.	
		JAN - DIS	2020	JAN - DIS	2020	JAN - DIS	2020
GRP 073	CHOCOLATE AND OTHER FOOD PREPARATIONS CONTAINING COCOA, N.E.S	-	-	207,390	-	-	-
GRP 074	TEA AND MATE	-	-	3,016	-	-	-
GRP 075	SPICES	29,368	-	1,235,386	-	-	-
GRP 081	FEEDING STUFF FOR ANIMALS (NOT INCLUDING UNMILLED CEREALS)	23,746,702	-	3,985,914	-	-	-
GRP 091	MARGARINE AND SHORTENING	-	-	143,440	-	-	-
GRP 098	EDIBLE PRODUCTS AND PREPARATIONS, N.E.S.	412,249	-	4,336,951	-	30,406	-
GRP 111	NON-ALCOHOLIC BEVERAGES, N.E.S.	-	-	969,062	-	-	-
GRP 112	ALCOHOLIC BEVERAGES	168	-	10,947,142	-	168	-
GRP 223	OIL SEEDS AND OLEAGINOUS FRUITS, FOR EXTRACTION OF OTHER FIXED VEGETABLE OILS	-	-	2,659	-	-	-
GRP 245	FUEL WOOD (EXCLUDING WOOD WASTE) AND WOOD CHARCOAL	46,511	-	-	-	-	-
GRP 246	WOOD IN CHIPS OR PARTICLES AND WOOD WASTE	199,820	-	-	-	-	-
GRP 247	WOOD IN THE ROUGH OR ROUGHLY SQUARED	-	-	106,303,348	-	-	-
GRP 248	WOOD, SIMPLY WORKED, AND RAILWAY SLEEPERS OF WOOD	1,985,641	-	144,663	-	-	-
GRP 277	NATURAL ABRASIVES, N.E.S. (INCLUDING INDUSTRIAL DIAMONDS)	-	-	4,373	-	-	-
GRP 278	OTHER CRUDE MINERALS	-	-	6,916,797	-	-	-
GRP 282	FERROUS WASTE AND SCRAP; REMELTING INGOTS OF IRON OR STEEL	-	-	435,944	-	-	-
GRP 285	ALUMINIUM ORES AND CONCENTRATES	-	-	1,170,702,710	-	-	-
GRP 287	ORES AND CONCENTRATES OF BASE METALS, N.E.S.	-	-	224,394,925	-	-	-
GRP 288	NON-FERROUS BASE METAL WASTE AND SCRAP, N.E.S.	-	-	2,194,486	-	-	-
GRP 291	CRUDE ANIMAL MATERIALS, N.E.S.	-	-	527,996	-	-	-
GRP 292	CRUDE VEGETABLE MATERIALS, N.E.S.	-	-	56,621	-	-	-
GRP 333	PETROLEUM OILS, CRUDE, AND CRUDE OILS OBTAINED FROM BITUMINOUS MINERALS	1,353,083,082	-	-	-	-	-
GRP 335	RESIDUAL PETROLEUM PRODUCTS, N.E.S. AND RELATED MATERIALS	3,685,496	-	-	-	-	-
GRP 421	FIXED VEGETABLE OILS, 'SOFT', CRUDE, REFINED OR PURIFIED	-	-	740,062	-	-	-
GRP 422	OTHER FIXED VEGETABLE OILS, FLUID OR SOLID, CRUDE, REFINED OR PURIFIED	-	-	7,264	-	-	-
GRP 512	ALCOHOLS, PHENOLS, PHENOL-ALCOHOLS, AND THEIR DERIVATIVES	5,654,651	-	-	-	-	-
GRP 522	INORGANIC CHEMICAL ELEMENTS, OXIDES AND HALOGEN SALTS	-	-	2,517	-	-	-
GRP 523	METALLIC SALTS AND PEROXYSALTS, OF INORGANIC ACIDS	-	-	5,184	-	-	-
GRP 533	PIGMENTS, PAINTS, VARNISHES AND RELATED MATERIALS	-	-	1,142,484	-	-	-
GRP 541	MEDICINAL AND PHARMACEUTICAL PRODUCTS, OTHER THAN MEDICAMENTS OF GROUP 542	-	-	8,430	-	-	-
GRP 542	MEDICAMENTS (INCLUDING VETERINARY MEDICAMENTS)	-	-	19,150	-	-	-
GRP 551	ESSENTIAL OILS, PERFUME AND FLAVOUR MATERIALS	-	-	29,944	-	-	-
GRP 554	SOAP, CLEANSING AND POLISHING PREPARATIONS	-	-	27,692	-	-	-
GRP 562	FERTILIZERS, MANUFACTURED	37,397,695	-	-	-	-	-
GRP 571	POLYMER OF ETHYLENE, IN PRIMARY FORMS	-	-	18,175	-	-	-
GRP 575	OTHER PLASTICS, IN PRIMARY FORMS	3,532,113	-	-	-	-	-
GRP 581	TUBES, PIPES AND HOSES OF PLASTICS	-	-	105,601	-	-	-
GRP 582	PLATES, SHEETS, FILM, COIL AND STRIP OF PLASTICS	-	-	17,348	-	-	-
GRP 592	STARCHES, INULIN AND WHEAT GLUTEN; ALBUMINOIDAL SUBSTANCES; GLUES	-	-	36,154	-	-	-
GRP 598	MISCELLANEOUS CHEMICAL PRODUCTS, N.E.S.	-	-	148,823	-	-	-
GRP 621	MATERIALS OF RUBBER	-	-	1,385,841	-	-	-
GRP 625	RUBBER TYRES, INTERCHANGEABLE TYRE TREADS, INNER TUBES AND TYRE FLABS	1,062,106	-	-	-	1,062,106	-
GRP 629	ARTICLES OF RUBBER, N.E.S	2,011,603	-	63,658	-	5,663	-
GRP 634	VENEERS, PLYWOOD, PARTICLE BOARD, AND OTHER WOOD, WORKED, N.E.S.	32,944,135	-	42,018,206	-	-	-
GRP 635	WOOD MANUFACTURES, N.E.S.	5,481,396	-	-	-	-	-
GRP 641	PAPER AND PAPERBOARD	-	-	222,639	-	-	-
GRP 642	PAPER AND PAPERBOARD, CUT TO SIZE OR SHAPE, AND ARTICLES OF PAPER OR PAPERBOARD	-	-	5,263	-	-	-
GRP 658	MADE-UP ARTICLES, WHOLLY OR CHIEFLY OF TEXTILE MATERIALS, N.E.S.	-	-	2,351	-	-	-
GRP 662	CLAY CONSTRUCTION MATERIALS AND REFRACTORY CONSTRUCTION MATERIALS	24,076,230	-	-	-	-	-

SARAWAK

JADUAL 20 (SAMB) : NILAI EKSPORT, IMPORT DAN EKSPORT SEMULA MENGIKUT KUMPULAN, BAHAGIAN DAN SEKSYEN BAGI SETIAP NEGARA
TABLE 20 (CONT'D) : VALUE OF EXPORTS, IMPORTS AND RE-EXPORTS BY GROUPS, DIVISIONS AND SECTIONS FOR EACH COUNTRY

GROUP / DIV / SECT	COUNTRY OF DESTINATION / ORIGIN	EXPORTS & RE-EXPORTS RM F.O.B.		IMPORTS RM C.I.F.		RE-EXPORTS RM F.O.B.	
		JAN - DIS	2020	JAN - DIS	2020	JAN - DIS	2020
GRP 663	MINERAL MANUFACTURES, N.E.S.	26,580		65,597		-	
GRP 665	GLASSWARE	-		8,702		-	
GRP 671	PIG IRON, SPIEGELEISEN, SPONGE IRON, IRON OR STEEL GRANULES AND POWDERS AND FERRO-ALLOYS	29,529,404		-		-	
GRP 679	TUBES, PIPES AND HOLLOW PROFILES, AND TUBES OR PIPE FITTINGS, OF IRON OR STEEL	-		759,359		-	
GRP 684	ALUMINIUM (INCLUDING ALLOYS)	376,584		-		-	
GRP 691	STRUCTURES AND PARTS OF STRUCTURES, N.E.S., OF IRON, STEEL OR ALUMINIUM	4,343		26,747		4,343	
GRP 694	NAILS, SCREWS, NUTS, BOLTS, RIVETS AND THE LIKE, OF IRON, STEEL, COPPER OR ALUMINIUM	-		70,797		-	
GRP 695	TOOLS FOR USE IN THE HAND OR IN MACHINES	175,260		62,532		109,859	
GRP 699	MANUFACTURES OF BASE METAL, N.E.S.	5,428		610,432		5,428	
GRP 713	INTERNAL COMBUSTION PISTON ENGINES, AND PARTS THEREOF, N.E.S.	-		72,940		-	
GRP 716	ROTATING ELECTRIC PLANT AND PARTS THEREOF, N.E.S.	-		154,766		-	
GRP 721	AGRICULTURAL MACHINERY (EXCLUDING TRACTORS) AND PARTS THEREOF	-		166,091		-	
GRP 723	CIVIL ENGINEERING AND CONTRACTORS' PLANT AND EQUIPMENT	-		1,222,711		-	
GRP 724	TEXTILE AND LEATHER MACHINERY, AND PARTS THEREOF, N.E.S.	4,800		-		4,800	
GRP 728	OTHER MACHINERY AND EQUIPMENT SPECIALIZED FOR PARTICULAR INDUSTRIES, AND PARTS THEREOF, N.E.S.	54,387		100,658		54,387	
GRP 737	METALWORKING MACHINERY (OTHER THAN MACHINE- TOOLS), AND PARTS THEROF, N.E.S.	-		700,266		-	
GRP 741	HEATING AND COOLING EQUIPMENT AND PARTS THEREOF, N.E.S.	3,403		1,459,256		3,403	
GRP 742	PUMPS FOR LIQUIDS, LIQUID ELEVATORS AND PARTS	-		85,690		-	
GRP 743	PUMPS (OTHER THAN PUMPS FOR LIQUIDS) AND COMPRESSORS AND FANS; CENTRIFUGES; FILTERING OR PURIFYING APPARATUS; AND PARTS THEREOF	-		1,977,999		-	
GRP 744	MECHANICAL HANDLING EQUIPMENT, AND PARTS THEREOF, N.E.S.	117,023		168,038		117,023	
GRP 745	OTHER NON-ELECTRICAL MACHINERY, TOOLS AND MECHANICAL APPARATUS, AND PARTS THEREOF, N.E.S.	-		108,089		-	
GRP 746	BALL OR ROLLER BEARINGS	-		18,955		-	
GRP 747	TAPS, COCKS, VALVES AND SIMILAR APPLIANCE	-		254,841		-	
GRP 748	TRANSMISSION SHAFTS AND CRANKS; BEARING HOUSINGS AND PARTS THEREOF	-		124,749		-	
GRP 749	NON-ELECTRIC PARTS AND ACCESSORIES OF MACHINERY, N.E.S.	-		42,548		-	
GRP 751	OFFICE MACHINES	11,570		79,188		11,570	
GRP 752	AUTOMATIC DATA PROCESSING MACHINES AND UNITS THEREOF	4,000		28,274		4,000	
GRP 759	PARTS AND ACCESSORIES FOR USE WITHIN GROUPS 751 AND 752	-		3,379		-	
GRP 764	TELECOMMUNICATIONS EQUIPMENTS, N.E.S.; THEIR PARTS, AND ACCESSORIES USED IN DIVISION 76	-		289,685		-	
GRP 771	ELECTRIC POWER MACHINERY (OTHER THAN ROTATING ELECTRIC PLANT), AND PARTS THEREOF	-		52,700		-	
GRP 772	ELECTRICAL APPARATUS, RESISTOR, SWITCHBOARD AND CONTROL PANELS N.E.S., AND PARTS N.E.S.	-		1,694,037		-	
GRP 773	EQUIPMENT FOR DISTRIBUTING ELECTRICITY, N.E.S.	-		13,909		-	
GRP 775	HOUSEHOLD TYPE, ELECTRICAL AND NON-ELECTRICAL EQUIPMENT, N.E.S.	-		16,398		-	
GRP 778	ELECTRICAL MACHINERY AND APPARATUS, N.E.S.	3,312,348		342,433		-	
GRP 781	MOTOR CARS AND OTHER MOTOR VEHICLES FOR THE TRANSPORT OF PERSONS	100,000		-		100,000	
GRP 784	PARTS AND ACCESSORIES, OF THE MOTOR VEHICLES FALLING WITHIN HEADING 722, 781, 782 OR 783	-		848,723		-	
GRP 785	MOTORCYCLES, AND CYCLES, MOTORIZED AND NON-MOTORIZED; INVALID CARRIAGES	-		11,547		-	
GRP 791	RAILWAY VEHICLES (INCLUDING HOVERTRAINS) AND ASSOCIATED EQUIPMENT	-		4,134		-	
GRP 793	SHIPS, BOATS (INCLUDING HOVERCRAFT) AND FLOATING STRUCTURES	26,587,835		285,018		-	
GRP 813	LIGHTING FIXTURES AND FITTINGS, N.E.S.	-		11,130		-	
GRP 821	FURNITURE AND PARTS THEREOF	-		11,111		-	
GRP 831	TRAVEL GOODS, HANDBAGS AND SIMILAR CONTAINERS	-		7,767		-	
GRP 845	ARTICLES OF APPAREL, OF TEXTILE FABRICS, WHETHER OR NOT KNITTED OR CROCHETED, N.E.S.	-		22,725		-	

SARAWAK

JADUAL 20 (SAMB) : NILAI EKSPORT, IMPORT DAN EKSPORT SEMULA MENGIKUT KUMPULAN, BAHAGIAN DAN SEKSYEN BAGI SETIAP NEGARA
 TABLE 20 (CONT'D) : VALUE OF EXPORTS, IMPORTS AND RE-EXPORTS BY GROUPS, DIVISIONS AND SECTIONS FOR EACH COUNTRY

GROUP / DIV / SECT	COUNTRY OF DESTINATION / ORIGIN	EXPORTS & RE-EXPORTS RM F.O.B.		IMPORTS RM C.I.F.		RE-EXPORTS RM F.O.B.	
		JAN - DIS	2020	JAN - DIS	2020	JAN - DIS	2020
GRP 851	FOOTWEAR	-	-	7,333	-	-	-
GRP 871	OPTICAL INSTRUMENTS AND APPARATUS, N.E.S.	-	-	58,501	-	-	-
GRP 872	MEDICAL INSTRUMENTS AND APPLIANCES, N.E.S.	-	-	44,521	-	-	-
GRP 874	MEASURING, CHECKING, ANALYSING AND CONTROLLING INSTRUMENTS AND APPARATUS N.E.S.	32,180	-	831,237	-	32,180	-
GRP 884	OPTICAL GOODS, N.E.S.	-	-	2,720	-	-	-
GRP 885	WATCHES AND CLOCKS	43,300	-	102,113	-	43,300	-
GRP 891	ARMS AND AMMUNITION	-	-	112,325	-	-	-
GRP 892	PRINTED MATTER	9,214	-	91,007	-	9,214	-
GRP 893	ARTICLES, NES OF PLASTICS	40,014	-	265,433	-	-	-
GRP 894	BABY CARRIAGES, TOYS, GAMES AND SPORTING GOODS	-	-	4,996	-	-	-
GRP 896	WORKS OF ART, COLLECTORS' PIECES AND ANTIQUES	66,000	-	-	-	-	-
GRP 897	JEWELLERY, GOLDSMITHS' AND SILVERSMITHS' WARES AND OTHER ARTICLES OF PRECIOUS OR SEMI-PRECIOUS MATERIALS, N.E.S.	-	-	2,032	-	-	-
GRP 898	MUSICAL INSTRUMENTS AND PARTS AND ACCESSORIES THEREOF	-	-	370,640	-	-	-
GRP 899	MISCELLANEOUS MANUFACTURED ARTICLES, N.E.S.	-	-	121,398	-	-	-
GRP 931	SPECIAL TRANSACTIONS AND COMMODITIES	116,317	-	823,696	-	35,114	-
DIV 00	LIVE ANIMALS	-	-	12,048,643	-	-	-
DIV 01	MEAT AND MEAT PREPARATIONS	-	-	49,781,415	-	-	-
DIV 02	DAIRY PRODUCT AND BIRDS EGGS	-	-	30,301,342	-	-	-
DIV 03	FISH, CRUSTACEANS AND MOLLUSCS, AND PREPARATIONS THEREOF	5,982,531	-	289,977	-	-	-
DIV 04	CEREALS AND CEREAL PREPARATIONS	-	-	83,734,456	-	-	-
DIV 05	VEGETABLES AND FRUITS	-	-	23,623,180	-	-	-
DIV 06	SUGARS, SUGAR PREPARATIONS AND HONEY	-	-	271,487	-	-	-
DIV 07	COFFEE, TEA, COCOA, SPICES, AND MANUFACTURES THEREOF	35,334	-	1,498,360	-	5,966	-
DIV 08	FEEDING STUFF FOR ANIMALS (NOT INCLUDING UNMILLED CEREALS)	23,746,702	-	3,985,914	-	-	-
DIV 09	MISCELLANEOUS EDIBLE PRODUCTS AND PREPARATIONS	412,249	-	4,480,391	-	30,406	-
DIV 11	BEVERAGES	168	-	11,916,204	-	168	-
DIV 22	OIL SEEDS AND OLEAGINOUS FRUITS	-	-	2,659	-	-	-
DIV 24	CORK AND WOOD	2,231,972	-	106,448,011	-	-	-
DIV 27	CRUDE FERTILIZERS AND CRUDE MINERALS (EXCLUDING COAL, PETROLEUM AND PRECIOUS STONES)	-	-	6,921,170	-	-	-
DIV 28	METALLIFEROUS ORES AND METAL SCRAP	-	-	1,397,728,065	-	-	-
DIV 29	CRUDE ANIMAL AND VEGETABLE MATERIALS, N.E.S.	-	-	584,617	-	-	-
DIV 33	PETROLEUM, PETROLEUM PRODUCTS AND RELATED MATERIALS	1,356,768,578	-	-	-	-	-
DIV 42	FIXED VEGETABLE OILS AND FATS, CRUDE, REFINED OR FRACTIONATED	-	-	747,326	-	-	-
DIV 51	ORGANIC CHEMICALS	5,654,651	-	-	-	-	-
DIV 52	INORGANIC CHEMICALS	-	-	7,701	-	-	-
DIV 53	DYEING, TANNING AND COLOURING MATERIALS	-	-	1,142,484	-	-	-
DIV 54	MEDICINAL AND PHARMACEUTICAL PRODUCTS	-	-	27,580	-	-	-
DIV 55	ESSENTIAL OILS AND RESINOIDS AND PERFUME MATERIALS; TOILET, POLISHING AND CLEANSING PREPARATIONS	-	-	57,636	-	-	-
DIV 56	FERTILIZERS, MANUFACTURED	37,397,695	-	-	-	-	-
DIV 57	PLASTICS IN PRIMARY FORMS	3,532,113	-	18,175	-	-	-
DIV 58	PLASTICS IN NON-PRIMARY FORMS	-	-	122,949	-	-	-
DIV 59	CHEMICAL MATERIALS AND PRODUCTS, N.E.S.	-	-	184,977	-	-	-
DIV 62	RUBBER MANUFACTURES, N.E.S.	3,073,709	-	1,449,499	-	1,067,769	-
DIV 63	CORK AND WOOD MANUFACTURES (EXCLUDING FURNITURE)	38,425,531	-	42,018,206	-	-	-
DIV 64	PAPER, PAPERBOARD, AND ARTICLES OF PAPER PULP, OF PAPER OR PAPERBOARD	-	-	227,902	-	-	-
DIV 65	TEXTILE YARN, FABRICS, MADE-UP ARICLES, N.E.S. AND RELATED PRODUCTS	-	-	2,351	-	-	-
DIV 66	NON-METALLIC MINERAL MANUFACTURES N.E.S.	24,102,810	-	74,299	-	-	-
DIV 67	IRON AND STEEL	29,529,404	-	759,359	-	-	-
DIV 68	NON-FERROUS METALS	376,584	-	-	-	-	-
DIV 69	MANUFACTURES OF METAL, N.E.S.	185,031	-	770,508	-	119,630	-
DIV 71	POWER GENERATING MACHINERY AND EQUIPMENT	-	-	227,706	-	-	-
DIV 72	MACHINERY SPECIALIZED FOR PARTICULAR INDUSTRIES	59,187	-	1,489,460	-	59,187	-
DIV 73	METALWORKING MACHINERY	-	-	700,266	-	-	-

SARAWAK

JADUAL 20 (SAMB) : NILAI EKSPORT, IMPORT DAN EKSPORT SEMULA MENGIKUT KUMPULAN, BAHAGIAN DAN SEKSYEN BAGI SETIAP NEGARA
 TABLE 20 (CONT'D) : VALUE OF EXPORTS, IMPORTS AND RE-EXPORTS BY GROUPS, DIVISIONS AND SECTIONS FOR EACH COUNTRY

GROUP / DIV / SECT	COUNTRY OF DESTINATION / ORIGIN	EXPORTS & RE-EXPORTS RM F.O.B.		IMPORTS RM C.I.F.		RE-EXPORTS RM F.O.B.	
		JAN - DIS	2020	JAN - DIS	2020	JAN - DIS	2020
DIV 74	GENERAL INDUSTRIAL MACHINERY AND EQUIPMENT, N.E.S. AND MACHINE PARTS, N.E.S.	120,426		4,240,165		120,426	
DIV 75	OFFICE MACHINES AND AUTOMATIC DATA PROCESSING EQUIPMENT	15,570		110,841		15,570	
DIV 76	TELECOMMUNICATIONS AND SOUND RECORDING AND REPRODUCING APPARATUS AND EQUIPMENT	-		289,685		-	
DIV 77	ELECTRICAL MACHINERY, APPARATUS AND APPLIANCES, N.E.S. AND ELECTRICAL PARTS THEREOF	3,312,348		2,119,477		-	
DIV 78	ROAD VEHICLES (INCLUDING AIR - CUSHION VEHICLES)	100,000		860,270		100,000	
DIV 79	OTHERS TRANSPORT EQUIPMENT	26,587,835		289,152		-	
DIV 81	PREFABRICATED BUILDINGS, SANITARY, PLUMBING, HEATING AND LIGHTING FIXTURES AND FITTINGS, N.E.S.	-		11,130		-	
DIV 82	FURNITURE AND PARTS THEREOF	-		11,111		-	
DIV 83	TRAVEL GOODS, HANDBAGS AND SIMILAR CONTAINERS	-		7,767		-	
DIV 84	ARTICLES OF APPAREL AND CLOTHING ACCESSORIES	-		22,725		-	
DIV 85	FOOTWEAR	-		7,333		-	
DIV 87	PROFESSIONAL, SCIENTIFIC AND CONTROLLING INSTRUMENTS AND APPARATUS, N.E.S.	32,180		934,259		32,180	
DIV 88	PHOTOGRAPHIC APPARATUS, EQUIPMENT AND SUPPLIED AND OPTICAL GOODS, N.E.S., WATCHES AND CLOCKS	43,300		104,833		43,300	
DIV 89	MISCELLANEOUS MANUFACTURED ARTICLES, N.E.S.	115,228		967,831		9,214	
DIV 93	SPECIAL TRANSACTIONS AND COMMODITIES	116,317		823,696		35,114	
SECT 0	FOOD	30,176,816		210,015,165		36,372	
SECT 1	BEVERAGES AND TOBACCO	168		11,916,204		168	
SECT 2	CRUDE MATERIALS, INEDIBLE	2,231,972		1,511,684,522		-	
SECT 3	MINERAL FUELS, LUBRICANTS, ETC.	1,356,768,578		-		-	
SECT 4	ANIMAL AND VEGETABLE OILS AND FATS	-		747,326		-	
SECT 5	CHEMICALS	46,584,459		1,561,502		-	
SECT 6	MANUFACTURED GOODS	95,693,069		45,302,124		1,187,399	
SECT 7	MACHINERY & TRANSPORT EQUIPMENT	30,195,366		10,327,022		295,183	
SECT 8	MISCELLANEOUS MANUFACTURED ARTICLES	190,708		2,066,989		84,694	
SECT 9	MISCELLANEOUS TRANSACTIONS AND COMMODITIES	116,317		823,696		35,114	
	TOTAL - AUSTRALIA	1,561,957,453		1,794,444,550		1,638,930	
***	AUSTRIA						
GRP 024	CHEESE AND CURD	-		212,680		-	
GRP 057	FRUITS AND NUTS (NOT INCLUDING OIL NUTS), FRESH OR DRIED	-		2,265		-	
GRP 081	FEEDING STUFF FOR ANIMALS (NOT INCLUDING UNMILLED CEREALS)	-		63,942		-	
GRP 334	PETROLEUM PRODUCTS, REFINED	-		487		-	
GRP 513	CARBOXYLIC ACIDS, ANHYDRIDES, HALIDES, PEROXIDES AND PEROXYACIDS AND DERIVATIVES	-		103,119		-	
GRP 523	METALLIC SALTS AND PEROXYSALTS, OF INORGANIC ACIDS	-		4,095,969		-	
GRP 575	OTHER PLASTICS, IN PRIMARY FORMS	-		39,793		-	
GRP 629	ARTICLES OF RUBBER, N.E.S.	-		4,739		-	
GRP 635	WOOD MANUFACTURES, N.E.S.	-		2,803		-	
GRP 641	PAPER AND PAPERBOARD	-		4,027,073		-	
GRP 642	PAPER AND PAPERBOARD, CUT TO SIZE OR SHAPE, AND ARTICLES OF PAPER OR PAPERBOARD	-		14,649		-	
GRP 658	MADE-UP ARTICLES, WHOLLY OR CHIEFLY OF TEXTILE MATERIALS, N.E.S.	-		2,418		-	
GRP 679	TUBES, PIPES AND HOLLOW PROFILES, AND TUBES OR PIPE FITTINGS, OF IRON OR STEEL	-		36,656		-	
GRP 694	NAILS, SCREWS, NUTS, BOLTS, RIVETS AND THE LIKE, OF IRON, STEEL, COPPER OR ALUMINIUM	-		4,605		-	
GRP 695	TOOLS FOR USE IN THE HAND OR IN MACHINES	-		32,687		-	
GRP 699	MANUFACTURES OF BASE METAL, N.E.S.	-		1,300,200		-	
GRP 713	INTERNAL COMBUSTION PISTON ENGINES, AND PARTS THEREOF, N.E.S.	-		45,046		-	
GRP 714	ENGINES AND MOTORS, NON-ELECTRIC, AND PARTS, N.E.S.	-		29,619		-	
GRP 716	ROTATING ELECTRIC PLANT AND PARTS THEREOF, N.E.S.	-		112,381		-	
GRP 723	CIVIL ENGINEERING AND CONTRACTORS' PLANT AND EQUIPMENT	-		43,996		-	
GRP 728	OTHER MACHINERY AND EQUIPMENT SPECIALIZED FOR PARTICULAR INDUSTRIES, AND PARTS THEREOF, N.E.S.	-		10,922		-	

SARAWAK

JADUAL 20 (SAMB) : NILAI EKSPORT, IMPORT DAN EKSPORT SEMULA MENGIKUT KUMPULAN, BAHAGIAN DAN SEKSYEN BAGI SETIAP NEGARA
 TABLE 20 (CONT'D) : VALUE OF EXPORTS, IMPORTS AND RE-EXPORTS BY GROUPS, DIVISIONS AND SECTIONS FOR EACH COUNTRY

GROUP / DIV / SECT	COUNTRY OF DESTINATION / ORIGIN	EXPORTS & RE-EXPORTS RM F.O.B.		IMPORTS RM C.I.F.		RE-EXPORTS RM F.O.B.	
		JAN - DIS	2020	JAN - DIS	2020	JAN - DIS	2020
GRP 737	METALWORKING MACHINERY (OTHER THAN MACHINE- TOOLS), AND PARTS THEROF, N.E.S.	-	-	18,656	-	-	-
GRP 741	HEATING AND COOLING EQUIPMENT AND PARTS THEREOF, N.E.S.	-	-	30,114	-	-	-
GRP 742	PUMPS FOR LIQUIDS, LIQUID ELEVATORS AND PARTS	-	-	12,441	-	-	-
GRP 743	PUMPS (OTHER THAN PUMPS FOR LIQUIDS) AND COMPRESSORS AND FANS; CENTRIFUGES; FILTERING OR PURIFYING APPARATUS; AND PARTS THEREOF	-	-	36,723	-	-	-
GRP 745	OTHER NON-ELECTRICAL MACHINERY, TOOLS AND MECHANICAL APPARATUS, AND PARTS THEREOF, N.E.S.	-	-	122,862	-	-	-
GRP 746	BALL OR ROLLER BEARINGS	-	-	111,210	-	-	-
GRP 747	TAPS, COCKS, VALVES AND SIMILAR APPLIANCE	-	-	99,555	-	-	-
GRP 748	TRANSMISSION SHAFTS AND CRANKS; BEARING HOUSINGS AND PARTS THEREOF	-	-	217,848	-	-	-
GRP 749	NON-ELECTRIC PARTS AND ACCESSORIES OF MACHINERY, N.E.S.	-	-	151,205	-	-	-
GRP 771	ELECTRIC POWER MACHINERY (OTHER THAN ROTATING ELECTRIC PLANT), AND PARTS THEREOF	-	-	22,422	-	-	-
GRP 772	ELECTRICAL APPARATUS, RESISTOR, SWITCHBOARD AND CONTROL PANELS N.E.S., AND PARTS N.E.S.	-	-	1,109,781	-	-	-
GRP 773	EQUIPMENT FOR DISTRIBUTING ELECTRICITY, N.E.S.	-	-	6,414	-	-	-
GRP 774	ELECTRO-DIAGNOSTIC APPARATUS FOR MEDICAL, SURGICAL, DENTAL OR VETERINARY SCIENCES AND RADIOLOGICAL APPARATUS	-	-	34,717	-	-	-
GRP 776	THERMIONIC VALVES AND TUBES; PHOTOCELLS; ETC., AND PARTS THEREOF, N.E.S.	918,914	-	2,194	-	-	-
GRP 778	ELECTRICAL MACHINERY AND APPARATUS, N.E.S.	-	-	93,745	-	-	-
GRP 784	PARTS AND ACCESSORIES, OF THE MOTOR VEHICLES FALLING WITHIN HEADING 722, 781, 782 OR 783	-	-	2,966	-	-	-
GRP 792	AIRCRAFT AND ASSOCIATED EQUIPMENT, SPACECRAFTS AND SPACECRAFT LAUNCH VEHICLES AND PARTS	-	-	203,820	-	-	-
GRP 874	MEASURING, CHECKING, ANALYSING AND CONTROLLING INSTRUMENTS AND APPARATUS N.E.S.	-	-	348,554	-	-	-
GRP 931	SPECIAL TRANSACTIONS AND COMMODITIES	754	-	103,879	-	742	-
DIV 02	DAIRY PRODUCT AND BIRDS EGGS	-	-	212,680	-	-	-
DIV 05	VEGETABLES AND FRUITS	-	-	2,265	-	-	-
DIV 08	FEEDING STUFF FOR ANIMALS (NOT INCLUDING UNMILLED CEREALS)	-	-	63,942	-	-	-
DIV 33	PETROLEUM, PETROLEUM PRODUCTS AND RELATED MATERIALS	-	-	487	-	-	-
DIV 51	ORGANIC CHEMICALS	-	-	103,119	-	-	-
DIV 52	INORGANIC CHEMICALS	-	-	4,095,969	-	-	-
DIV 57	PLASTICS IN PRIMARY FORMS	-	-	39,793	-	-	-
DIV 62	RUBBER MANUFACTURES, N.E.S.	-	-	4,739	-	-	-
DIV 63	CORK AND WOOD MANUFACTURES (EXCLUDING FURNITURE)	-	-	2,803	-	-	-
DIV 64	PAPER, PAPERBOARD, AND ARTICLES OF PAPER PULP, OF PAPER OR PAPERBOARD	-	-	4,041,722	-	-	-
DIV 65	TEXTILE YARN, FABRICS, MADE-UP ARICLES, N.E.S. AND RELATED PRODUCTS	-	-	2,418	-	-	-
DIV 67	IRON AND STEEL	-	-	36,656	-	-	-
DIV 69	MANUFACTURES OF METAL, N.E.S.	-	-	1,337,492	-	-	-
DIV 71	POWER GENERATING MACHINERY AND EQUIPMENT	-	-	187,046	-	-	-
DIV 72	MACHINERY SPECIALIZED FOR PARTICULAR INDUSTRIES	-	-	54,918	-	-	-
DIV 73	METALWORKING MACHINERY	-	-	18,656	-	-	-
DIV 74	GENERAL INDUSTRIAL MACHINERY AND EQUIPMENT, N.E.S. AND MACHINE PARTS, N.E.S.	-	-	781,958	-	-	-
DIV 77	ELECTRICAL MACHINERY, APPARATUS AND APPLIANCES, N.E.S. AND ELECTRICAL PARTS THEREOF	918,914	-	1,269,273	-	-	-
DIV 78	ROAD VEHICLES (INCLUDING AIR - CUSHION VEHICLES)	-	-	2,966	-	-	-
DIV 79	OTHERS TRANSPORT EQUIPMENT	-	-	203,820	-	-	-
DIV 87	PROFESSIONAL, SCIENTIFIC AND CONTROLLING INSTRUMENTS AND APPARATUS, N.E.S.	-	-	348,554	-	-	-
DIV 93	SPECIAL TRANSACTIONS AND COMMODITIES	754	-	103,879	-	742	-
SECT 0	FOOD	-	-	278,887	-	-	-
SECT 3	MINERAL FUELS, LUBRICANTS, ETC.	-	-	487	-	-	-
SECT 5	CHEMICALS	-	-	4,238,881	-	-	-
SECT 6	MANUFACTURED GOODS	-	-	5,425,830	-	-	-

SARAWAK

JADUAL 20 (SAMB) : NILAI EKSPORT, IMPORT DAN EKSPORT SEMULA MENGIKUT KUMPULAN, BAHAGIAN DAN SEKSYEN BAGI SETIAP NEGARA
 TABLE 20 (CONT'D) : VALUE OF EXPORTS, IMPORTS AND RE-EXPORTS BY GROUPS, DIVISIONS AND SECTIONS FOR EACH COUNTRY

GROUP / DIV / SECT	COUNTRY OF DESTINATION / ORIGIN	EXPORTS & RE-EXPORTS RM F.O.B.		IMPORTS RM C.I.F.		RE-EXPORTS RM F.O.B.	
		JAN - DIS	2020	JAN - DIS	2020	JAN - DIS	2020
SECT 7	MACHINERY & TRANSPORT EQUIPMENT	918,914		2,518,637		-	
SECT 8	MISCELLANEOUS MANUFACTURED ARTICLES	-		348,554		-	
SECT 9	MISCELLANEOUS TRANSACTIONS AND COMMODITIES	754		103,879		742	
	TOTAL - AUSTRIA	919,668		12,915,155		742	
***	BAHRAIN						
GRP 036	CRUSTACEANS AND MOLLUSCS, FRESH, CHILLED, FROZEN, SALTED OR IN BRINE OR DRIED	-		1,229,285		-	
GRP 091	MARGARINE AND SHORTENING	637,074		-		-	
GRP 246	WOOD IN CHIPS OR PARTICLES AND WOOD WASTE	59,884		-		-	
GRP 248	WOOD, SIMPLY WORKED, AND RAILWAY SLEEPERS OF WOOD	1,239,768		-		-	
GRP 278	OTHER CRUDE MINERALS	-		681,456		-	
GRP 288	NON-FERROUS BASE METAL WASTE AND SCRAP, N.E.S.	-		1,069,744		-	
GRP 422	OTHER FIXED VEGETABLE OILS, FLUID OR SOLID, CRUDE, REFINED OR PURIFIED	12,134		-		-	
GRP 522	INORGANIC CHEMICAL ELEMENTS, OXIDES AND HALOGEN SALTS	3,242,722		-		-	
GRP 634	veneers, PLYWOOD, PARTICLE BOARD, AND OTHER WOOD, WORKED, N.E.S.	1,134,968		-		-	
GRP 671	PIG IRON, SPIEGELEISEN, SPONGE IRON, IRON OR STEEL GRANULES AND POWDERS AND FERRO-ALLOYS	13,489,385		-		-	
DIV 03	FISH, CRUSTACEANS AND MOLLUSCS, AND PREPARATIONS THEREOF	-		1,229,285		-	
DIV 09	MISCELLANEOUS EDIBLE PRODUCTS AND PREPARATIONS	637,074		-		-	
DIV 24	CORK AND WOOD	1,299,652		-		-	
DIV 27	CRUDE FERTILIZERS AND CRUDE MINERALS (EXCLUDING COAL, PETROLEUM AND PRECIOUS STONES)	-		681,456		-	
DIV 28	METALLIFEROUS ORES AND METAL SCRAP	-		1,069,744		-	
DIV 42	FIXED VEGETABLE OILS AND FATS, CRUDE, REFINED OR FRACTIONATED	12,134		-		-	
DIV 52	INORGANIC CHEMICALS	3,242,722		-		-	
DIV 63	CORK AND WOOD MANUFACTURES (EXCLUDING FURNITURE)	1,134,968		-		-	
DIV 67	IRON AND STEEL	13,489,385		-		-	
SECT 0	FOOD	637,074		1,229,285		-	
SECT 2	CRUDE MATERIALS, INEDIBLE	1,299,652		1,751,200		-	
SECT 4	ANIMAL AND VEGETABLE OILS AND FATS	12,134		-		-	
SECT 5	CHEMICALS	3,242,722		-		-	
SECT 6	MANUFACTURED GOODS	14,624,353		-		-	
	TOTAL - BAHRAIN	19,815,935		2,980,485		-	
***	BANGLADESH						
GRP 034	FISH, FRESH(LIVE OR DEAD), CHILLED OR FROZEN	-		289,924		-	
GRP 054	VEGETABLES, FRESH, CHILLED, FROZEN OR SIMPLY PRESERVED	-		1,980,725		-	
GRP 091	MARGARINE AND SHORTENING	826,035		-		47,204	
GRP 278	OTHER CRUDE MINERALS	-		3,785,604		-	
GRP 335	RESIDUAL PETROLEUM PRODUCTS, N.E.S. AND RELATED MATERIALS	416,878		-		-	
GRP 422	OTHER FIXED VEGETABLE OILS, FLUID OR SOLID, CRUDE, REFINED OR PURIFIED	350,240,445		-		-	
GRP 598	MISCELLANEOUS CHEMICAL PRODUCTS, N.E.S.	1,127,041		-		724,638	
GRP 635	WOOD MANUFACTURES, N.E.S.	35,595		-		-	
GRP 658	MADE-UP ARTICLES, WHOLLY OR CHIEFLY OF TEXTILE MATERIALS, N.E.S.	-		194,443		-	
GRP 663	MINERAL MANUFACTURES, N.E.S.	267,220		-		-	
GRP 671	PIG IRON, SPIEGELEISEN, SPONGE IRON, IRON OR STEEL GRANULES AND POWDERS AND FERRO-ALLOYS	1,225,898		-		-	
GRP 684	ALUMINIUM (INCLUDING ALLOYS)	57,189,499		-		-	
GRP 772	ELECTRICAL APPARATUS, RESISTOR, SWITCHBOARD AND CONTROL PANELS N.E.S., AND PARTS N.E.S.	-		2,636		-	
GRP 778	ELECTRICAL MACHINERY AND APPARATUS, N.E.S.	3,145		-		3,145	
GRP 841	MEN'S OR BOYS' COATS, CAPES, JACKETS, SUITS, BLAZERS, TROUSERS, UNDERWEAR, ETC., OF TEXTILE FABRICS, NOT KNITTED OR CROCHETED	-		237,965		-	

SARAWAK

JADUAL 20 (SAMB) : NILAI EKSPORT, IMPORT DAN EKSPORT SEMULA MENGIKUT KUMPULAN, BAHAGIAN DAN SEKSYEN BAGI SETIAP NEGARA
 TABLE 20 (CONT'D) : VALUE OF EXPORTS, IMPORTS AND RE-EXPORTS BY GROUPS, DIVISIONS AND SECTIONS FOR EACH COUNTRY

GROUP / DIV / SECT	COUNTRY OF DESTINATION / ORIGIN	EXPORTS & RE-EXPORTS RM F.O.B.		IMPORTS RM C.I.F.		RE-EXPORTS RM F.O.B.	
		JAN - DIS	2020	JAN - DIS	2020	JAN - DIS	2020
GRP 842	WOMEN'S AND GIRLS' COATS, CAPES, JACKETS, SUITS, BLAZERS, TROUSERS, SHORTS AND SIMILAR ARTICLES OF TEXTILE FABRICS, NOT KNITTED OR CROCHETED	-	-	285,622	-	-	-
GRP 843	MEN'S OR BOYS' COATS, CAPES, JACKETS, SUITS, BLAZERS, TROUSERS, SHORTS AND SIMILAR ARTICLES OF TEXTILE FABRICS, KNITTED OR CROCHETED	-	-	125,855	-	-	-
GRP 844	WOMEN'S AND GIRLS' COATS, CAPES, JACKETS, SUITS, BLAZERS, TROUSERS, SHORTS AND SIMILAR ARTICLES OF TEXTILE FABRICS, KNITTED OR CROCHETED	-	-	108,511	-	-	-
GRP 845	ARTICLES OF APPAREL, OF TEXTILE FABRICS, WHETHER OR NOT KNITTED OR CROCHETED, N.E.S.	-	-	501,342	-	-	-
GRP 846	CLOTHING ACCESSORIES, OF TEXTILE FABRICS, WHETHER OR NOT KNITTED OR CROCHETED	-	-	56,270	-	-	-
GRP 874	MEASURING, CHECKING, ANALYSING AND CONTROLLING INSTRUMENTS AND APPARATUS N.E.S.	-	-	6,644	-	-	-
GRP 931	SPECIAL TRANSACTIONS AND COMMODITIES	-	-	75,880	-	-	-
DIV 03	FISH, CRUSTACEANS AND MOLLUSCS, AND PREPARATIONS THEREOF	-	-	289,924	-	-	-
DIV 05	VEGETABLES AND FRUITS	-	-	1,980,725	-	-	-
DIV 09	MISCELLANEOUS EDIBLE PRODUCTS AND PREPARATIONS	826,035	-	-	-	47,204	-
DIV 27	CRUDE FERTILIZERS AND CRUDE MINERALS (EXCLUDING COAL, PETROLEUM AND PRECIOUS STONES)	-	-	3,785,604	-	-	-
DIV 33	PETROLEUM, PETROLEUM PRODUCTS AND RELATED MATERIALS	416,878	-	-	-	-	-
DIV 42	FIXED VEGETABLE OILS AND FATS, CRUDE, REFINED OR FRACTIONATED	350,240,445	-	-	-	-	-
DIV 59	CHEMICAL MATERIALS AND PRODUCTS, N.E.S.	1,127,041	-	-	-	724,638	-
DIV 63	CORK AND WOOD MANUFACTURES (EXCLUDING FURNITURE)	35,595	-	-	-	-	-
DIV 65	TEXTILE YARN, FABRICS, MADE-UP ARTICLES, N.E.S. AND RELATED PRODUCTS	-	-	194,443	-	-	-
DIV 66	NON-METALLIC MINERAL MANUFACTURES N.E.S.	267,220	-	-	-	-	-
DIV 67	IRON AND STEEL	1,225,898	-	-	-	-	-
DIV 68	NON-FERROUS METALS	57,189,499	-	-	-	-	-
DIV 77	ELECTRICAL MACHINERY, APPARATUS AND APPLIANCES, N.E.S. AND ELECTRICAL PARTS THEREOF	3,145	-	2,636	-	3,145	-
DIV 84	ARTICLES OF APPAREL AND CLOTHING ACCESSORIES	-	-	1,315,565	-	-	-
DIV 87	PROFESSIONAL, SCIENTIFIC AND CONTROLLING INSTRUMENTS AND APPARATUS, N.E.S.	-	-	6,644	-	-	-
DIV 93	SPECIAL TRANSACTIONS AND COMMODITIES	-	-	75,880	-	-	-
SECT 0	FOOD	826,035	-	2,270,649	-	47,204	-
SECT 2	CRUDE MATERIALS, INEDIBLE	-	-	3,785,604	-	-	-
SECT 3	MINERAL FUELS, LUBRICANTS, ETC.	416,878	-	-	-	-	-
SECT 4	ANIMAL AND VEGETABLE OILS AND FATS	350,240,445	-	-	-	-	-
SECT 5	CHEMICALS	1,127,041	-	-	-	724,638	-
SECT 6	MANUFACTURED GOODS	58,718,212	-	194,443	-	-	-
SECT 7	MACHINERY & TRANSPORT EQUIPMENT	3,145	-	2,636	-	3,145	-
SECT 8	MISCELLANEOUS MANUFACTURED ARTICLES	-	-	1,322,209	-	-	-
SECT 9	MISCELLANEOUS TRANSACTIONS AND COMMODITIES	-	-	75,880	-	-	-
	TOTAL - BANGLADESH	411,331,756	-	7,651,421	-	774,987	-
***	BARBADOS						
GRP 112	ALCOHOLIC BEVERAGES	-	-	2,082	-	-	-
DIV 11	BEVERAGES	-	-	2,082	-	-	-
SECT 1	BEVERAGES AND TOBACCO	-	-	2,082	-	-	-
	TOTAL - BARBADOS	-	-	2,082	-	-	-
***	BELARUS						
GRP 562	FERTILIZERS, MANUFACTURED	-	-	2,427,084	-	-	-
DIV 56	FERTILIZERS, MANUFACTURED	-	-	2,427,084	-	-	-
SECT 5	CHEMICALS	-	-	2,427,084	-	-	-

SARAWAK

JADUAL 20 (SAMB) : NILAI EKSPORT, IMPORT DAN EKSPORT SEMULA MENGIKUT KUMPULAN, BAHAGIAN DAN SEKSYEN BAGI SETIAP NEGARA
 TABLE 20 (CONT'D) : VALUE OF EXPORTS, IMPORTS AND RE-EXPORTS BY GROUPS, DIVISIONS AND SECTIONS FOR EACH COUNTRY

GROUP / DIV / SECT	COUNTRY OF DESTINATION / ORIGIN	EXPORTS & RE-EXPORTS RM F.O.B.		IMPORTS RM C.I.F.		RE-EXPORTS RM F.O.B.	
		JAN - DIS	2020	JAN - DIS	2020	JAN - DIS	2020
	TOTAL - BELARUS		-	2,427,084			-
***	BELGIUM						
GRP 022	MILK AND CREAM AND MILK PRODUCTS OTHER THAN BUTTER OR CHEESE		-	63,119			-
GRP 023	BUTTER AND OTHER FATS AND OILS DERIVED FROM MILK		-	225,212			-
GRP 024	CHEESE AND CURD		-	22,396			-
GRP 034	FISH, FRESH(LIVE OR DEAD), CHILLED OR FROZEN		-	300,489			-
GRP 036	CRUSTACEANS AND MOLLUSCS, FRESH, CHILLED, FROZEN, SALTED OR IN BRINE OR DRIED		-	415,342			-
GRP 048	CEREAL PREPARATIONS AND PREPARATION OF FLOUR OR STARCH OF FRUITS OR VEGETABLES		-	22,542			-
GRP 054	VEGETABLES, FRESH, CHILLED, FROZEN OR SIMPLY PRESERVED	1,900		15,676			-
GRP 056	VEGETABLES, ROOT AND TUBERS, PREPARED OR PRESERVED, N.E.S.		-	7,578,703			-
GRP 057	FRUITS AND NUTS (NOT INCLUDING OIL NUTS), FRESH OR DRIED		-	8,484			-
GRP 058	FRUITS, PRESERVED, AND FRUIT PREPARATIONS (EXCLUDING FRUIT JUICES)		-	36,177			-
GRP 062	SUGAR CONFECTIONERY		-	11,029			-
GRP 071	COFFEE AND COFFEE SUBSTITUTES		-	11,826			-
GRP 073	CHOCOLATE AND OTHER FOOD PREPARATIONS CONTAINING COCOA, N.E.S		-	112,805			-
GRP 098	EDIBLE PRODUCTS AND PREPARATIONS, N.E.S.		-	8,588			-
GRP 111	NON-ALCOHOLIC BEVERAGES, N.E.S.		-	137,952			-
GRP 112	ALCOHOLIC BEVERAGES		-	26,350			-
GRP 321	COAL, WHETHER OR NOT PULVERIZED, BUT NOT AGGLOMERATED		-	7,142,070			-
GRP 334	PETROLEUM PRODUCTS, REFINED		-	178,390			-
GRP 335	RESIDUAL PETROLEUM PRODUCTS, N.E.S. AND RELATED MATERIALS	1,565,643		-			-
GRP 513	CARBOXYLIC ACIDS, ANHYDRIDES, HALIDES, PEROXIDES AND PEROXYACIDS AND DERIVATIVES		-	133,125			-
GRP 515	ORGANO-INORGANIC AND HETEROCYCLIC COMPOUNDS		-	183,308			-
GRP 522	INORGANIC CHEMICAL ELEMENTS, OXIDES AND HALOGEN SALTS		-	43,888			-
GRP 542	MEDICAMENTS (INCLUDING VETERINARY MEDICAMENTS)		-	54,094			-
GRP 562	FERTILIZERS, MANUFACTURED		-	22,635,923			-
GRP 582	PLATES, SHEETS, FILM, COIL AND STRIP OF PLASTICS		-	2,971			-
GRP 598	MISCELLANEOUS CHEMICAL PRODUCTS, N.E.S.		-	125,402			-
GRP 621	MATERIALS OF RUBBER		-	2,067			-
GRP 657	SPECIAL YARNS, TEXTILE FABRICS AND RELATED PRODUCTS		-	29,132			-
GRP 671	PIG IRON, SPIEGELEISEN, SPONGE IRON, IRON OR STEEL GRANULES AND POWDERS AND FERRO-ALLOYS	26,785,487		-			-
GRP 673	FLAT-ROLLED PRODUCTS, OF IRON OR NON-ALLOY STEEL, NOT CLAD, PLATED OR COATED		-	101,706			-
GRP 699	MANUFACTURES OF BASE METAL, N.E.S.		-	2,791			-
GRP 721	AGRICULTURAL MACHINERY (EXCLUDING TRACTORS) AND PARTS THEREOF		-	1,811,113			-
GRP 723	CIVIL ENGINEERING AND CONTRACTORS' PLANT AND EQUIPMENT		-	4,677			-
GRP 728	OTHER MACHINERY AND EQUIPMENT SPECIALIZED FOR PARTICULAR INDUSTRIES, AND PARTS THEREOF, N.E.S.	33,168		35,738		33,168	
GRP 735	PARTS, NES AND ACCESSORIES FOR USE WITH MACHINES FALLING WITHIN HEADING 731 AND 733		-	33,627			-
GRP 741	HEATING AND COOLING EQUIPMENT AND PARTS THEREOF, N.E.S.		-	54,145			-
GRP 742	PUMPS FOR LIQUIDS, LIQUID ELEVATORS AND PARTS		-	67,061			-
GRP 743	PUMPS (OTHER THAN PUMPS FOR LIQUIDS) AND COMPRESSORS AND FANS; CENTRIFUGES; FILTERING OR PURIFYING APPARATUS; AND PARTS THEREOF		-	5,118,159			-
GRP 744	MECHANICAL HANDLING EQUIPMENT, AND PARTS THEREOF, N.E.S.		-	16,948			-
GRP 747	TAPS, COCKS, VALVES AND SIMILAR APPLIANCE		-	569,843			-
GRP 748	TRANSMISSION SHAFTS AND CRANKS; BEARING HOUSINGS AND PARTS THEREOF		-	36,916			-
GRP 749	NON-ELECTRIC PARTS AND ACCESSORIES OF MACHINERY, N.E.S.		-	14,847			-
GRP 752	AUTOMATIC DATA PROCESSING MACHINES AND UNITS THEREOF		-	282,849			-

SARAWAK

JADUAL 20 (SAMB) : NILAI EKSPORT, IMPORT DAN EKSPORT SEMULA MENGIKUT KUMPULAN, BAHAGIAN DAN SEKSYEN BAGI SETIAP NEGARA
 TABLE 20 (CONT'D) : VALUE OF EXPORTS, IMPORTS AND RE-EXPORTS BY GROUPS, DIVISIONS AND SECTIONS FOR EACH COUNTRY

GROUP / DIV / SECT	COUNTRY OF DESTINATION / ORIGIN	EXPORTS & RE-EXPORTS RM F.O.B.		IMPORTS RM C.I.F.		RE-EXPORTS RM F.O.B.	
		JAN - DIS	2020	JAN - DIS	2020	JAN - DIS	2020
GRP 759	PARTS AND ACCESSORIES FOR USE WITHIN GROUPS 751 AND 752	-	-	41,912	-	-	-
GRP 764	TELECOMMUNICATIONS EQUIPMENTS, N.E.S.; THEIR PARTS, AND ACCESSORIES USED IN DIVISION 76	-	-	37,531	-	-	-
GRP 772	ELECTRICAL APPARATUS, RESISTOR, SWITCHBOARD AND CONTROL PANELS N.E.S., AND PARTS N.E.S.	2,078	-	23,376,876	-	2,078	-
GRP 773	EQUIPMENT FOR DISTRIBUTING ELECTRICITY, N.E.S.	-	-	2,100	-	-	-
GRP 775	HOUSEHOLD TYPE, ELECTRICAL AND NON-ELECTRICAL EQUIPMENT, N.E.S.	53,820	-	42,717	-	53,820	-
GRP 776	THERMIONIC VALVES AND TUBES; PHOTOCELLS; ETC., AND PARTS THEREOF, N.E.S.	42,605,100	-	13,861	-	-	-
GRP 778	ELECTRICAL MACHINERY AND APPARATUS, N.E.S.	-	-	1,175,894	-	-	-
GRP 842	WOMEN'S AND GIRLS' COATS, CAPES, JACKETS, SUITS, BLAZERS, TROUSERS, SHORTS AND SIMILAR ARTICLES OF TEXTILE FABRICS, NOT KNITTED OR CROCHETED	-	-	4,159	-	-	-
GRP 931	SPECIAL TRANSACTIONS AND COMMODITIES	3,664	-	72,892	-	1,162	-
DIV 02	DAIRY PRODUCT AND BIRDS EGGS	-	-	310,727	-	-	-
DIV 03	FISH, CRUSTACEANS AND MOLLUSCS, AND PREPARATIONS THEREOF	-	-	715,831	-	-	-
DIV 04	CEREALS AND CEREAL PREPARATIONS	-	-	22,542	-	-	-
DIV 05	VEGETABLES AND FRUITS	1,900	-	7,639,040	-	-	-
DIV 06	SUGARS, SUGAR PREPARATIONS AND HONEY	-	-	11,029	-	-	-
DIV 07	COFFEE, TEA, COCOA, SPICES, AND MANUFACTURES THEREOF	-	-	124,631	-	-	-
DIV 09	MISCELLANEOUS EDIBLE PRODUCTS AND PREPARATIONS	-	-	8,588	-	-	-
DIV 11	BEVERAGES	-	-	164,302	-	-	-
DIV 32	COAL, COKE AND BRIQUETTES	-	-	7,142,070	-	-	-
DIV 33	PETROLEUM, PETROLEUM PRODUCTS AND RELATED MATERIALS	1,565,643	-	178,390	-	-	-
DIV 51	ORGANIC CHEMICALS	-	-	316,433	-	-	-
DIV 52	INORGANIC CHEMICALS	-	-	43,888	-	-	-
DIV 54	MEDICINAL AND PHARMACEUTICAL PRODUCTS	-	-	54,094	-	-	-
DIV 56	FERTILIZERS, MANUFACTURED	-	-	22,635,923	-	-	-
DIV 58	PLASTICS IN NON-PRIMARY FORMS	-	-	2,971	-	-	-
DIV 59	CHEMICAL MATERIALS AND PRODUCTS, N.E.S.	-	-	125,402	-	-	-
DIV 62	RUBBER MANUFACTURES, N.E.S.	-	-	2,067	-	-	-
DIV 65	TEXTILE YARN, FABRICS, MADE-UP ARTICLES, N.E.S. AND RELATED PRODUCTS	-	-	29,132	-	-	-
DIV 67	IRON AND STEEL	26,785,487	-	101,706	-	-	-
DIV 69	MANUFACTURES OF METAL, N.E.S.	-	-	2,791	-	-	-
DIV 72	MACHINERY SPECIALIZED FOR PARTICULAR INDUSTRIES	33,168	-	1,851,528	-	33,168	-
DIV 73	METALWORKING MACHINERY	-	-	33,627	-	-	-
DIV 74	GENERAL INDUSTRIAL MACHINERY AND EQUIPMENT, N.E.S. AND MACHINE PARTS, N.E.S.	-	-	5,877,919	-	-	-
DIV 75	OFFICE MACHINES AND AUTOMATIC DATA PROCESSING EQUIPMENT	-	-	324,761	-	-	-
DIV 76	TELECOMMUNICATIONS AND SOUND RECORDING AND REPRODUCING APPARATUS AND EQUIPMENT	-	-	37,531	-	-	-
DIV 77	ELECTRICAL MACHINERY, APPARATUS AND APPLIANCES, N.E.S. AND ELECTRICAL PARTS THEREOF	42,660,998	-	24,611,448	-	55,898	-
DIV 84	ARTICLES OF APPAREL AND CLOTHING ACCESSORIES	-	-	4,159	-	-	-
DIV 93	SPECIAL TRANSACTIONS AND COMMODITIES	3,664	-	72,892	-	1,162	-
SECT 0	FOOD	1,900	-	8,832,388	-	-	-
SECT 1	BEVERAGES AND TOBACCO	-	-	164,302	-	-	-
SECT 3	MINERAL FUELS, LUBRICANTS, ETC.	1,565,643	-	7,320,460	-	-	-
SECT 5	CHEMICALS	-	-	23,178,711	-	-	-
SECT 6	MANUFACTURED GOODS	26,785,487	-	135,696	-	-	-
SECT 7	MACHINERY & TRANSPORT EQUIPMENT	42,694,166	-	32,736,814	-	89,066	-
SECT 8	MISCELLANEOUS MANUFACTURED ARTICLES	-	-	4,159	-	-	-
SECT 9	MISCELLANEOUS TRANSACTIONS AND COMMODITIES	3,664	-	72,892	-	1,162	-
	TOTAL - BELGIUM	71,050,860	-	72,445,422	-	90,228	-
***	BELIZE						
GRP 931	SPECIAL TRANSACTIONS AND COMMODITIES	-	-	285	-	-	-

SARAWAK

JADUAL 20 (SAMB) : NILAI EKSPORT, IMPORT DAN EKSPORT SEMULA MENGIKUT KUMPULAN, BAHAGIAN DAN SEKSYEN BAGI SETIAP NEGARA
 TABLE 20 (CONT'D) : VALUE OF EXPORTS, IMPORTS AND RE-EXPORTS BY GROUPS, DIVISIONS AND SECTIONS FOR EACH COUNTRY

GROUP / DIV / SECT	COUNTRY OF DESTINATION / ORIGIN	EXPORTS & RE-EXPORTS RM F.O.B.		IMPORTS RM C.I.F.		RE-EXPORTS RM F.O.B.	
		JAN - DIS	2020	JAN - DIS	2020	JAN - DIS	2020
DIV 93	SPECIAL TRANSACTIONS AND COMMODITIES	-	-	285	-	-	-
SECT 9	MISCELLANEOUS TRANSACTIONS AND COMMODITIES	-	-	285	-	-	-
	TOTAL - BELIZE	-	-	285	-	-	-
***	BOLIVIA						
GRP 278	OTHER CRUDE MINERALS	-	-	480,958	-	-	-
GRP 523	METALLIC SALTS AND PEROXYSALTS, OF INORGANIC ACIDS	-	-	48,859	-	-	-
GRP 772	ELECTRICAL APPARATUS, RESISTOR, SWITCHBOARD AND CONTROL PANELS N.E.S., AND PARTS N.E.S.	-	-	2,667	-	-	-
GRP 931	SPECIAL TRANSACTIONS AND COMMODITIES	-	-	174	-	-	-
DIV 27	CRUDE FERTILIZERS AND CRUDE MINERALS (EXCLUDING COAL, PETROLEUM AND PRECIOUS STONES)	-	-	480,958	-	-	-
DIV 52	INORGANIC CHEMICALS	-	-	48,859	-	-	-
DIV 77	ELECTRICAL MACHINERY, APPARATUS AND APPLIANCES, N.E.S. AND ELECTRICAL PARTS THEREOF	-	-	2,667	-	-	-
DIV 93	SPECIAL TRANSACTIONS AND COMMODITIES	-	-	174	-	-	-
SECT 2	CRUDE MATERIALS, INEDIBLE	-	-	480,958	-	-	-
SECT 5	CHEMICALS	-	-	48,859	-	-	-
SECT 7	MACHINERY & TRANSPORT EQUIPMENT	-	-	2,667	-	-	-
SECT 9	MISCELLANEOUS TRANSACTIONS AND COMMODITIES	-	-	174	-	-	-
	TOTAL - BOLIVIA	-	-	532,658	-	-	-
***	BRAZIL						
GRP 017	MEAT AND EDIBLE MEAT OFFAL, PREPARED OR PRESERVED, N.E.S.	-	-	1,135,990	-	-	-
GRP 034	FISH, FRESH(LIVE OR DEAD), CHILLED OR FROZEN	-	-	4,229,082	-	-	-
GRP 036	CRUSTACEANS AND MOLLUSCS, FRESH, CHILLED, FROZEN, SALTED OR IN BRINE OR DRIED	-	-	2,895,276	-	-	-
GRP 044	MAIZE (NOT INCLUDING SWEET CORN), UNMILLED	-	-	36,947,340	-	-	-
GRP 054	VEGETABLES, FRESH, CHILLED, FROZEN OR SIMPLY PRESERVED	-	-	52,655	-	-	-
GRP 071	COFFEE AND COFFEE SUBSTITUTES	-	-	1,105,720	-	-	-
GRP 081	FEEDING STUFF FOR ANIMALS (NOT INCLUDING UNMILLED CEREALS)	-	-	172,823	-	-	-
GRP 287	ORES AND CONCENTRATES OF BASE METALS, N.E.S.	-	-	5,617,274	-	-	-
GRP 335	RESIDUAL PETROLEUM PRODUCTS, N.E.S. AND RELATED MATERIALS	15,056,710	-	-	-	-	-
GRP 431	ANIMAL OR VEGETABLE OILS AND FATS, PROCESSED, AND WAXES OF ANIMAL OR VEGETABLE ORIGIN	-	-	93,745	-	-	-
GRP 522	INORGANIC CHEMICAL ELEMENTS, OXIDES AND HALOGEN SALTS	-	-	21,327,280	-	-	-
GRP 592	STARCHES, INULIN AND WHEAT GLUTEN; ALBUMINOIDAL SUBSTANCES; GLUES	-	-	41,581	-	-	-
GRP 598	MISCELLANEOUS CHEMICAL PRODUCTS, N.E.S.	38,549	-	-	-	-	-
GRP 621	MATERIALS OF RUBBER	-	-	2,121	-	-	-
GRP 625	RUBBER TYRES, INTERCHANGEABLE TYRE TREADS, INNER TUBES AND TYRE FLABS	-	-	699,389	-	-	-
GRP 634	VENEERS, PLYWOOD, PARTICLE BOARD, AND OTHER WOOD, WORKED, N.E.S.	-	-	39,328,634	-	-	-
GRP 663	MINERAL MANUFACTURES, N.E.S.	-	-	10,922	-	-	-
GRP 679	TUBES, PIPES AND HOLLOW PROFILES, AND TUBES OR PIPE FITTINGS, OF IRON OR STEEL	-	-	123,377	-	-	-
GRP 684	ALUMINIUM (INCLUDING ALLOYS)	41,772,257	-	-	-	-	-
GRP 699	MANUFACTURES OF BASE METAL, N.E.S.	-	-	3,388	-	-	-
GRP 713	INTERNAL COMBUSTION PISTON ENGINES, AND PARTS THEREOF, N.E.S.	209,766	-	334,614	-	209,766	-
GRP 716	ROTATING ELECTRIC PLANT AND PARTS THEREOF, N.E.S.	-	-	5,259	-	-	-
GRP 723	CIVIL ENGINEERING AND CONTRACTORS' PLANT AND EQUIPMENT	-	-	1,518,548	-	-	-
GRP 741	HEATING AND COOLING EQUIPMENT AND PARTS THEREOF, N.E.S.	-	-	130,941	-	-	-
GRP 742	PUMPS FOR LIQUIDS, LIQUID ELEVATORS AND PARTS	-	-	10,067	-	-	-
GRP 743	PUMPS (OTHER THAN PUMPS FOR LIQUIDS) AND COMPRESSORS AND FANS; CENTRIFUGES; FILTERING OR PURIFYING APPARATUS; AND PARTS THEREOF	-	-	4,383	-	-	-

SARAWAK

JADUAL 20 (SAMB) : NILAI EKSPORT, IMPORT DAN EKSPORT SEMULA MENGIKUT KUMPULAN, BAHAGIAN DAN SEKSYEN BAGI SETIAP NEGARA
 TABLE 20 (CONT'D) : VALUE OF EXPORTS, IMPORTS AND RE-EXPORTS BY GROUPS, DIVISIONS AND SECTIONS FOR EACH COUNTRY

GROUP / DIV / SECT	COUNTRY OF DESTINATION / ORIGIN	EXPORTS & RE-EXPORTS RM F.O.B.		IMPORTS RM C.I.F.		RE-EXPORTS RM F.O.B.	
		JAN - DIS	2020	JAN - DIS	2020	JAN - DIS	2020
GRP 745	OTHER NON-ELECTRICAL MACHINERY, TOOLS AND MECHANICAL APPARATUS, AND PARTS THEREOF, N.E.S.	-	-	4,880,216	-	-	-
GRP 746	BALL OR ROLLER BEARINGS	-	-	2,046	-	-	-
GRP 748	TRANSMISSION SHAFTS AND CRANKS; BEARING HOUSINGS AND PARTS THEREOF	-	-	46,039	-	-	-
GRP 773	EQUIPMENT FOR DISTRIBUTING ELECTRICITY, N.E.S.	-	-	195,223	-	-	-
GRP 874	MEASURING, CHECKING, ANALYSING AND CONTROLLING INSTRUMENTS AND APPARATUS N.E.S.	-	-	4,750	-	-	-
GRP 931	SPECIAL TRANSACTIONS AND COMMODITIES	1,705	-	95,327	-	205	-
DIV 01	MEAT AND MEAT PREPARATIONS	-	-	1,135,990	-	-	-
DIV 03	FISH, CRUSTACEANS AND MOLLUSCS, AND PREPARATIONS THEREOF	-	-	7,124,358	-	-	-
DIV 04	CEREALS AND CEREAL PREPARATIONS	-	-	36,947,340	-	-	-
DIV 05	VEGETABLES AND FRUITS	-	-	52,655	-	-	-
DIV 07	COFFEE, TEA, COCOA, SPICES, AND MANUFACTURES THEREOF	-	-	1,105,720	-	-	-
DIV 08	FEEDING STUFF FOR ANIMALS (NOT INCLUDING UNMILLED CEREALS)	-	-	172,823	-	-	-
DIV 28	METALLIFEROUS ORES AND METAL SCRAP	-	-	5,617,274	-	-	-
DIV 33	PETROLEUM, PETROLEUM PRODUCTS AND RELATED MATERIALS	15,056,710	-	-	-	-	-
DIV 43	ANIMAL OR VEGETABLE OILS AND FATS, PROCESSED, AND WAXES OF ANIMAL OR VEGETABLE ORIGIN	-	-	93,745	-	-	-
DIV 52	INORGANIC CHEMICALS	-	-	21,327,280	-	-	-
DIV 59	CHEMICAL MATERIALS AND PRODUCTS, N.E.S.	38,549	-	41,581	-	-	-
DIV 62	RUBBER MANUFACTURES, N.E.S.	-	-	701,510	-	-	-
DIV 63	CORK AND WOOD MANUFACTURES (EXCLUDING FURNITURE)	-	-	39,328,634	-	-	-
DIV 66	NON-METALLIC MINERAL MANUFACTURES N.E.S.	-	-	10,922	-	-	-
DIV 67	IRON AND STEEL	-	-	123,377	-	-	-
DIV 68	NON-FERROUS METALS	41,772,257	-	-	-	-	-
DIV 69	MANUFACTURES OF METAL, N.E.S.	-	-	3,388	-	-	-
DIV 71	POWER GENERATING MACHINERY AND EQUIPMENT	209,766	-	339,873	-	209,766	-
DIV 72	MACHINERY SPECIALIZED FOR PARTICULAR INDUSTRIES	-	-	1,518,548	-	-	-
DIV 74	GENERAL INDUSTRIAL MACHINERY AND EQUIPMENT, N.E.S. AND MACHINE PARTS, N.E.S.	-	-	5,073,692	-	-	-
DIV 77	ELECTRICAL MACHINERY, APPARATUS AND APPLIANCES, N.E.S. AND ELECTRICAL PARTS THEREOF	-	-	195,223	-	-	-
DIV 87	PROFESSIONAL, SCIENTIFIC AND CONTROLLING INSTRUMENTS AND APPARATUS, N.E.S.	-	-	4,750	-	-	-
DIV 93	SPECIAL TRANSACTIONS AND COMMODITIES	1,705	-	95,327	-	205	-
SECT 0	FOOD	-	-	46,538,886	-	-	-
SECT 2	CRUDE MATERIALS, INEDIBLE	-	-	5,617,274	-	-	-
SECT 3	MINERAL FUELS, LUBRICANTS, ETC.	15,056,710	-	-	-	-	-
SECT 4	ANIMAL AND VEGETABLE OILS AND FATS	-	-	93,745	-	-	-
SECT 5	CHEMICALS	38,549	-	21,368,861	-	-	-
SECT 6	MANUFACTURED GOODS	41,772,257	-	40,167,831	-	-	-
SECT 7	MACHINERY & TRANSPORT EQUIPMENT	209,766	-	7,127,336	-	209,766	-
SECT 8	MISCELLANEOUS MANUFACTURED ARTICLES	-	-	4,750	-	-	-
SECT 9	MISCELLANEOUS TRANSACTIONS AND COMMODITIES	1,705	-	95,327	-	205	-
	TOTAL - BRAZIL	57,078,987	-	121,014,010	-	209,971	-
***	BRUNEI DARUSSALAM						
GRP 001	LIVE ANIMALS	8,761,034	-	-	-	-	-
GRP 012	OTHER MEAT AND EDIBLE OFFAL, FRESH, CHILLED OR FROZEN	15,003,125	-	-	-	-	-
GRP 017	MEAT AND EDIBLE MEAT OFFAL, PREPARED OR PRESERVED, N.E.S.	-	-	89,009	-	-	-
GRP 022	MILK AND CREAM AND MILK PRODUCTS OTHER THAN BUTTER OR CHEESE	4,678,000	-	12,663	-	2,069,310	-
GRP 023	BUTTER AND OTHER FATS AND OILS DERIVED FROM MILK	27,120	-	12,976	-	27,120	-
GRP 024	CHEESE AND CURD	485,870	-	56,430	-	485,870	-
GRP 025	BIRDS EGG AND EGG YOLK, FRESH, DRIED OR OTHERWISE PRESERVED, SWEETENED OR NOT; EGG ALBUMIN	11,768,095	-	-	-	-	-
GRP 034	FISH, FRESH(LIVE OR DEAD), CHILLED OR FROZEN	7,370,095	-	668,504	-	-	-
GRP 035	FISH, DRIED, SALTED OR IN BRINE; SMOKED FISH	59,450	-	39,326	-	-	-

SARAWAK

JADUAL 20 (SAMB) : NILAI EKSPORT, IMPORT DAN EKSPORT SEMULA MENGIKUT KUMPULAN, BAHAGIAN DAN SEKSYEN BAGI SETIAP NEGARA
 TABLE 20 (CONT'D) : VALUE OF EXPORTS, IMPORTS AND RE-EXPORTS BY GROUPS, DIVISIONS AND SECTIONS FOR EACH COUNTRY

GROUP / DIV / SECT	COUNTRY OF DESTINATION / ORIGIN	EXPORTS & RE-EXPORTS RM F.O.B.		IMPORTS RM C.I.F.		RE-EXPORTS RM F.O.B.	
		JAN - DIS	2020	JAN - DIS	2020	JAN - DIS	2020
GRP 036	CRUSTACEANS AND MOLLUSCS, FRESH, CHILLED, FROZEN, SALTED OR IN BRINE OR DRIED	3,466,734		852,319		2,600	
GRP 037	FISH, CRUSTACEANS AND MOLLUSCS PREPARED OR PRESERVED, N.E.S.	872,948		-		507,854	
GRP 042	RICE	22,400		-		-	
GRP 044	MAIZE (NOT INCLUDING SWEET CORN), UNMILLED	95,610		-		95,610	
GRP 046	MEAL AND FLOUR OF WHEAT AND FLOUR OF MESLIN	3,060		-		-	
GRP 048	CEREAL PREPARATIONS AND PREPARATION OF FLOUR OR STARCH OF FRUITS OR VEGETABLES	2,171,727		44,269		1,123,098	
GRP 054	VEGETABLES, FRESH, CHILLED, FROZEN OR SIMPLY PRESERVED	515,000		3,464		203,495	
GRP 056	VEGETABLES, ROOT AND TUBERS, PREPARED OR PRESERVED, N.E.S.	266,752		-		181,700	
GRP 057	FRUITS AND NUTS (NOT INCLUDING OIL NUTS), FRESH OR DRIED	666,295		-		33,686	
GRP 058	FRUITS, PRESERVED, AND FRUIT PREPARATIONS (EXCLUDING FRUIT JUICES)	213,559		6,343		83,477	
GRP 059	FRUIT JUICES (INCLUDING GRAPE MUST) & VEGETABLE JUICES, UNFERMENTED & NOT CONTAINING ADDED SPIRIT, WHETHER / NOT CONTAINING ADDED SUGAR OR OTHER SWEETENING MATTER	588,115		-		107,602	
GRP 061	SUGARS, MOLASSES AND HONEY	83,256		-		16,800	
GRP 062	SUGAR CONFECTIONERY	180,622		2,199		180,622	
GRP 071	COFFEE AND COFFEE SUBSTITUTES	115,632		-		115,632	
GRP 073	CHOCOLATE AND OTHER FOOD PREPARATIONS CONTAINING COCOA, N.E.S	585,054		-		585,054	
GRP 074	TEA AND MATE	16,047		-		16,047	
GRP 075	SPICES	66,517		-		-	
GRP 081	FEEDING STUFF FOR ANIMALS (NOT INCLUDING UNMILLED CEREALS)	39,121,452		1,725,767		1,055,238	
GRP 091	MARGARINE AND SHORTENING	278,736		78,749		-	
GRP 098	EDIBLE PRODUCTS AND PREPARATIONS, N.E.S.	12,118,441		19,827		9,752,331	
GRP 111	NON-ALCOHOLIC BEVERAGES, N.E.S.	5,203,388		59,897		35,000	
GRP 112	ALCOHOLIC BEVERAGES	1,369,337		-		1,369,337	
GRP 122	TOBACCO, MANUFACTURED (WHETHER OR NOT CONTAINING TOBACCO SUBSTITUTES)	385,957		-		385,957	
GRP 222	OIL SEEDS AND OLEAGINOUS FRUITS, FOR EXTRACTION OF 'SOFT' FIXED VEGETABLE OILS	-		258,890		-	
GRP 245	FUEL WOOD (EXCLUDING WOOD WASTE) AND WOOD CHARCOAL	99,945		-		-	
GRP 248	WOOD, SIMPLY WORKED, AND RAILWAY SLEEPERS OF WOOD	96,269		5,520		-	
GRP 269	WORN CLOTHING AND OTHER WORN TEXTILE ARTICLES ;RAGS	156,906		-		154,156	
GRP 272	FERTILIZERS, CRUDE	23,750		-		-	
GRP 273	STONE, SAND AND GRAVEL	1,502,752		-		8,283	
GRP 277	NATURAL ABRASIVES, N.E.S. (INCLUDING INDUSTRIAL DIAMONDS)	-		2,453		-	
GRP 278	OTHER CRUDE MINERALS	162,894		276,850		-	
GRP 282	FERROUS WASTE AND SCRAP; REMELTING INGOTS OF IRON OR STEEL	-		3,019,402		-	
GRP 292	CRUDE VEGETABLE MATERIALS, N.E.S.	204,393		-		26,113	
GRP 333	PETROLEUM OILS, CRUDE, AND CRUDE OILS OBTAINED FROM BITUMINOUS MINERALS	117,062,101		7,033		-	
GRP 334	PETROLEUM PRODUCTS, REFINED	10,948,417		4,300		4,504,052	
GRP 342	LIQUEFIED PROPANE AND BUTANE	2,149		-		2,149	
GRP 343	NATURAL GAS, WHETHER OR NOT LIQUEFIED	-		24,136		-	
GRP 422	OTHER FIXED VEGETABLE OILS, FLUID OR SOLID, CRUDE, REFINED OR PURIFIED	6,270,529		-		-	
GRP 431	ANIMAL OR VEGETABLE OILS AND FATS, PROCESSED, AND WAXES OF ANIMAL OR VEGETABLE ORIGIN	234,364		-		-	
GRP 511	HYDROCARBONS, N.E.S. AND THEIR HALOGENATED, SULPHONATED, NITRATED OR NITROSATED DERIVATIVES	112,720		-		-	
GRP 512	ALCOHOLS, PHENOLS, PHENOL-ALCOHOLS, AND THEIR DERIVATIVES	2,102		-		2,102	
GRP 513	CARBOXYLIC ACIDS, ANHYDRIDES, HALIDES, PEROXIDES AND PEROXYACIDS AND DERIVATIVES	16,881		-		-	
GRP 516	OTHER ORGANIC CHEMICALS	113,742		-		15,300	
GRP 522	INORGANIC CHEMICAL ELEMENTS, OXIDES AND HALOGEN SALTS	5,517,491		8,048		18,806	
GRP 523	METALLIC SALTS AND PEROXYSALTS, OF INORGANIC ACIDS	281,524		-		14,943	

SARAWAK

JADUAL 20 (SAMB) : NILAI EKSPORT, IMPORT DAN EKSPORT SEMULA MENGIKUT KUMPULAN, BAHAGIAN DAN SEKSYEN BAGI SETIAP NEGARA
 TABLE 20 (CONT'D) : VALUE OF EXPORTS, IMPORTS AND RE-EXPORTS BY GROUPS, DIVISIONS AND SECTIONS FOR EACH COUNTRY

GROUP / DIV / SECT	COUNTRY OF DESTINATION / ORIGIN	EXPORTS & RE-EXPORTS RM F.O.B.		IMPORTS RM C.I.F.		RE-EXPORTS RM F.O.B.	
		JAN - DIS	2020	JAN - DIS	2020	JAN - DIS	2020
GRP 524	OTHER INORGANIC CHEMICALS; ORGANIC AND INORGANIC COMPOUNDS OF PRECIOUS METALS	146,307		-		-	
GRP 525	RADIO-ACTIVE AND ASSOCIATED MATERIALS	85,000		-		85,000	
GRP 533	PIGMENTS, PAINTS, VARNISHES AND RELATED MATERIALS	5,185,710		-		5,185,710	
GRP 541	MEDICINAL AND PHARMACEUTICAL PRODUCTS, OTHER THAN MEDICAMENTS OF GROUP 542	104,615		-		97,980	
GRP 542	MEDICAMENTS (INCLUDING VETERINARY MEDICAMENTS)	1,725,120		-		1,713,851	
GRP 551	ESSENTIAL OILS, PERFUME AND FLAVOUR MATERIALS	4,196		-		4,196	
GRP 553	PERFUMERY, COSMETICS AND TOILET PREPARATIONS	2,287,801		54,940		2,282,081	
GRP 554	SOAP, CLEANSING AND POLISHING PREPARATIONS	757,879		-		711,517	
GRP 562	FERTILIZERS, MANUFACTURED	690,270		-		-	
GRP 574	POLYACETALS, OTHER POLYETHERS AND EPOXIDE RESINS, IN PRIMARY FORMS	25,264		2,043		25,264	
GRP 575	OTHER PLASTICS, IN PRIMARY FORMS	12,239		-		8,446	
GRP 581	TUBES, PIPES AND HOSES OF PLASTICS	211,855		5,700		155,363	
GRP 582	PLATES, SHEETS, FILM, COIL AND STRIP OF PLASTICS	490,348		-		373,043	
GRP 591	DISINFECTANTS, INSECTICIDES, FUNGICIDES, WEED KILLERS, ANTI-SPROUTING PRODUCTS, ETC.	246,949		1,219,928		246,949	
GRP 592	STARCHES, INULIN AND WHEAT GLUTEN; ALBUMINOIDAL SUBSTANCES; GLUES	804,333		-		736,833	
GRP 597	PREPARED ADDITIVES FOR MINERAL OILS; LUBRICATING PREPARATIONS	61,615		-		59,599	
GRP 598	MISCELLANEOUS CHEMICAL PRODUCTS, N.E.S.	646,050		-		69,558	
GRP 621	MATERIALS OF RUBBER	14,338		-		14,338	
GRP 629	ARTICLES OF RUBBER, N.E.S.	42,913		-		42,913	
GRP 634	VENEERS, PLYWOOD, PARTICLE BOARD, AND OTHER WOOD, WORKED, N.E.S.	11,637,760		-		-	
GRP 635	WOOD MANUFACTURES, N.E.S.	729,550		3,581,339		190,846	
GRP 641	PAPER AND PAPERBOARD	1,251,785		66,166		479,154	
GRP 642	PAPER AND PAPERBOARD, CUT TO SIZE OR SHAPE, AND ARTICLES OF PAPER OR PAPERBOARD	3,288,924		1,367,716		451,041	
GRP 651	TEXTILE YARN	3,000		-		3,000	
GRP 652	COTTON FABRICS, WOVEN (NOT INCLUDING NARROW OR SPECIAL FABRICS)	13,957		-		13,957	
GRP 653	FABRICS, WOVEN, OF MAN-MADE TEXTILE MATERIALS (NOT INCLUDING NARROW OR SPECIAL FABRICS)	7,092		-		7,092	
GRP 656	TULLES, LACE, EMBROIDERY, RIBBONS, TRIMMINGS AND OTHER SMALL WARES	2,692		-		2,692	
GRP 657	SPECIAL YARNS, TEXTILE FABRICS AND RELATED PRODUCTS	175,892		-		175,892	
GRP 658	MADE-UP ARTICLES, WHOLLY OR CHIEFLY OF TEXTILE MATERIALS, N.E.S.	280,197		32,226		280,197	
GRP 659	FLOOR COVERINGS, ETC.	29,040		-		29,040	
GRP 661	LIME, CEMENT, AND FABRICATED CONSTRUCTION MATERIALS (EXCEPT GLASS AND CLAY MATERIALS)	753,932		-		145,896	
GRP 662	CLAY CONSTRUCTION MATERIALS AND REFRACTORY CONSTRUCTION MATERIALS	513,827		-		65,735	
GRP 663	MINERAL MANUFACTURES, N.E.S.	432,226		15,461		46,922	
GRP 664	GLASS	218,148		-		40,079	
GRP 665	GLASSWARE	2,164,920		-		5,474	
GRP 666	POTTERY	62,687		-		25,070	
GRP 673	FLAT-ROLLED PRODUCTS, OF IRON OR NON-ALLOY STEEL, NOT CLAD, PLATED OR COATED	15,784		-		8,319	
GRP 674	FLAT-ROLLED PRODUCTS, OF IRON OR NON-ALLOY STEEL, CLAD, PLATED OR COATED	37,044		-		37,044	
GRP 675	FLAT-ROLLED PRODUCTS OF ALLOY STEEL	38,527		5,375		5,103	
GRP 676	IRON AND STEEL BARS, RODS, ANGLES, SHAPES AND SECTIONS (INCLUDING SHEET PILING)	478,668		-		215,966	
GRP 678	WIRE OF IRON OR STEEL	139,939		171,508		139,939	
GRP 679	TUBES, PIPES AND HOLLOW PROFILES, AND TUBES OR PIPE FITTINGS, OF IRON OR STEEL	1,978,422		-		732,644	
GRP 682	COPPER (INCLUDING ALLOYS)	57,429		-		57,429	
GRP 684	ALUMINIUM (INCLUDING ALLOYS)	452,701		-		185,181	
GRP 685	LEAD (INCLUDING ALLOYS)	27,656		-		27,656	
GRP 689	MISCELLANEOUS NON-FERROUS BASE METALS EMPLOYED IN METALLURGY AND CERMETS	-		4,215,583		-	
GRP 691	STRUCTURES AND PARTS OF STRUCTURES, N.E.S., OF IRON, STEEL OR ALUMINIUM	624,372		156,803		428,328	
GRP 692	METAL CONTAINERS FOR STORAGE OR TRANSPORT	2,820		-		-	

SARAWAK

JADUAL 20 (SAMB) : NILAI EKSPORT, IMPORT DAN EKSPORT SEMULA MENGIKUT KUMPULAN, BAHAGIAN DAN SEKSYEN BAGI SETIAP NEGARA
 TABLE 20 (CONT'D) : VALUE OF EXPORTS, IMPORTS AND RE-EXPORTS BY GROUPS, DIVISIONS AND SECTIONS FOR EACH COUNTRY

GROUP / DIV / SECT	COUNTRY OF DESTINATION / ORIGIN	EXPORTS & RE-EXPORTS RM F.O.B.		IMPORTS RM C.I.F.		RE-EXPORTS RM F.O.B.	
		JAN - DIS	2020	JAN - DIS	2020	JAN - DIS	2020
GRP 693	WIRE PRODUCTS (EXCLUDING INSULATED ELECTRICAL WIRING) AND FENCING GRILLS	435,334		6,471		310,304	
GRP 694	NAILS, SCREWS, NUTS, BOLTS, RIVETS AND THE LIKE, OF IRON, STEEL, COPPER OR ALUMINIUM	278,167		290,305		278,167	
GRP 695	TOOLS FOR USE IN THE HAND OR IN MACHINES	828,075		5,853		806,820	
GRP 696	CUTLERY	15,156		-		12,946	
GRP 697	HOUSEHOLD EQUIPMENT OF BASE METAL, N.E.S.	778,743		-		640,950	
GRP 699	MANUFACTURES OF BASE METAL, N.E.S.	1,371,498		7,036		1,247,397	
GRP 711	STEAM OR OTHER VAPOUR GENERATING BOILERS, SUPERHEATED WATER BOILERS, AND AUXILIARY PLANT FOR USE THEREWITH; AND PARTS THEREOF	12,086		-		12,086	
GRP 713	INTERNAL COMBUSTION PISTON ENGINES, AND PARTS THEREOF, N.E.S.	478,241		472,298		467,391	
GRP 716	ROTATING ELECTRIC PLANT AND PARTS THEREOF, N.E.S.	76,893		116,689		76,893	
GRP 721	AGRICULTURAL MACHINERY (EXCLUDING TRACTORS) AND PARTS THEREOF	10,542		-		10,542	
GRP 722	TRACTORS, WHETHER OR NOT FITTED WITH POWER TAKE OFFS, WINCHES OR PULLEYS	300,000		-		300,000	
GRP 723	CIVIL ENGINEERING AND CONTRACTORS' PLANT AND EQUIPMENT	1,546,231		274,211		1,546,231	
GRP 724	TEXTILE AND LEATHER MACHINERY, AND PARTS THEREOF, N.E.S.	8,668		-		8,668	
GRP 725	PAPER MILL AND PULP MILL MACHINERY, PAPER CUTTING MACHINES AND OTHER MACHINERY FOR THE MANUFACTURE OF PAPER ARTICLES; PARTS THEREOF	3,800		-		3,800	
GRP 726	PRINTING AND BOOKBINDING MACHINERY, AND PARTS THEREOF	85,113		-		85,113	
GRP 727	FOOD-PROCESSING MACHINES (EXCLUDING DOMESTIC)	34,423		-		34,423	
GRP 728	OTHER MACHINERY AND EQUIPMENT SPECIALIZED FOR PARTICULAR INDUSTRIES, AND PARTS THEREOF, N.E.S.	133,875		14,211		125,794	
GRP 731	MACHINE-TOOLS WORKING BY REMOVING METAL OR OTHER MATERIAL	-		245,047		-	
GRP 735	PARTS, NES AND ACCESSORIES FOR USE WITH MACHINES FALLING WITHIN HEADING 731 AND 733	54,946		133,953		54,946	
GRP 737	METALWORKING MACHINERY (OTHER THAN MACHINE- TOOLS), AND PARTS THEROF, N.E.S.	12,924		40,897		12,924	
GRP 741	HEATING AND COOLING EQUIPMENT AND PARTS THEREOF, N.E.S.	1,351,588		80,239		1,345,009	
GRP 742	PUMPS FOR LIQUIDS, LIQUID ELEVATORS AND PARTS	104,848		107,123		104,848	
GRP 743	PUMPS (OTHER THAN PUMPS FOR LIQUIDS) AND COMPRESSORS AND FANS; CENTRIFUGES; FILTERING OR PURIFYING APPARATUS; AND PARTS THEREOF	885,042		13,923		885,042	
GRP 744	MECHANICAL HANDLING EQUIPMENT, AND PARTS THEREOF, N.E.S.	1,141,424		140,000		1,141,424	
GRP 745	OTHER NON-ELECTRICAL MACHINERY, TOOLS AND MECHANICAL APPARATUS, AND PARTS THEREOF, N.E.S.	934,566		-		934,566	
GRP 746	BALL OR ROLLER BEARINGS	57,029		-		57,029	
GRP 747	TAPS, COCKS, VALVES AND SIMILAR APPLIANCE	380,245		-		380,245	
GRP 748	TRANSMISSION SHAFTS AND CRANKS; BEARING HOUSINGS AND PARTS THEREOF	104,289		47,398		104,289	
GRP 749	NON-ELECTRIC PARTS AND ACCESSORIES OF MACHINERY, N.E.S.	118,681		22,528		118,681	
GRP 751	OFFICE MACHINES	473,335		-		467,977	
GRP 752	AUTOMATIC DATA PROCESSING MACHINES AND UNITS THEREOF	23,967,118		2,270		23,964,109	
GRP 759	PARTS AND ACCESSORIES FOR USE WITHIN GROUPS 751 AND 752	533,708		7,221		533,708	
GRP 761	TELEVISION RECEIVERS WITH RADIO-BROADCAST RECEIVERS, SOUND RECORDERS OR REPRODUCERS	3,042,061		-		3,011,283	
GRP 763	SOUND RECORDERS OR REPRODUCERS; TELEVISION IMAGE AND SOUND RECORDERS OR REPRODUCERS; PREPARED UNRECORDED MEDIA	10,985		-		10,985	
GRP 764	TELECOMMUNICATIONS EQUIPMENTS, N.E.S.; THEIR PARTS, AND ACCESSORIES USED IN DIVISION 76	36,038,135		4,232		33,847,502	
GRP 771	ELECTRIC POWER MACHINERY (OTHER THAN ROTATING ELECTRIC PLANT), AND PARTS THEREOF	74,283		-		74,283	
GRP 772	ELECTRICAL APPARATUS, RESISTOR, SWITCHBOARD AND CONTROL PANELS N.E.S., AND PARTS N.E.S.	2,249,248		3,087		900,014	
GRP 773	EQUIPMENT FOR DISTRIBUTING ELECTRICITY, N.E.S.	49,386		-		49,386	
GRP 774	ELECTRO-DIAGNOSTIC APPARATUS FOR MEDICAL, SURGICAL, DENTAL OR VETERINARY SCIENCES AND RADIOLOGICAL APPARATUS	14,270		-		14,270	

SARAWAK

JADUAL 20 (SAMB) : NILAI EKSPORT, IMPORT DAN EKSPORT SEMULA MENGIKUT KUMPULAN, BAHAGIAN DAN SEKSYEN BAGI SETIAP NEGARA
TABLE 20 (CONT'D) : VALUE OF EXPORTS, IMPORTS AND RE-EXPORTS BY GROUPS, DIVISIONS AND SECTIONS FOR EACH COUNTRY

GROUP / DIV / SECT	COUNTRY OF DESTINATION / ORIGIN	EXPORTS & RE-EXPORTS RM F.O.B.		IMPORTS RM C.I.F.		RE-EXPORTS RM F.O.B.	
		JAN - DIS	2020	JAN - DIS	2020	JAN - DIS	2020
GRP 775	HOUSEHOLD TYPE, ELECTRICAL AND NON-ELECTRICAL EQUIPMENT, N.E.S.	454,615		-		454,615	
GRP 776	THERMIONIC VALVES AND TUBES; PHOTOCELLS; ETC., AND PARTS THEREOF, N.E.S.	67,977		-		67,977	
GRP 778	ELECTRICAL MACHINERY AND APPARATUS, N.E.S.	2,480,035		10,767		1,443,998	
GRP 782	MOTOR VEHICLES FOR THE TRANSPORT OF GOODS AND SPECIAL PURPOSE MOTOR VEHICLES	473,000		-		473,000	
GRP 784	PARTS AND ACCESSORIES, OF THE MOTOR VEHICLES FALLING WITHIN HEADING 722, 781, 782 OR 783	2,849,809		20,526		2,750,990	
GRP 785	MOTORCYCLES, AND CYCLES, MOTORIZED AND NON-MOTORIZED; INVALID CARRIAGES	64,988		-		64,988	
GRP 786	TRAILERS AND SEMI-TRAILERS; OTHER VEHICLES, NOT MECHANICALLY PROPELLED; SPECIALLY DESIGNED AND EQUIPPED TRANSPORT CONTAINERS	280,696		-		280,696	
GRP 793	SHIPS, BOATS (INCLUDING HOVERCRAFT) AND FLOATING STRUCTURES	18,768		423,345		18,768	
GRP 811	PREFABRICATED BUILDINGS	36,540		-		36,540	
GRP 812	SANITARY, PLUMBING AND HEATING FIXTURES AND FITTINGS, N.E.S.	19,009		-		9,944	
GRP 813	LIGHTING FIXTURES AND FITTINGS, N.E.S.	168,256		-		168,256	
GRP 821	FURNITURE AND PARTS THEREOF	2,816,599		169,219		838,790	
GRP 831	TRAVEL GOODS, HANDBAGS AND SIMILAR CONTAINERS	278,215		-		278,215	
GRP 841	MEN'S OR BOYS' COATS, CAPES, JACKETS, SUITS, BLAZERS, TROUSERS, UNDERWEAR, ETC., OF TEXTILE FABRICS, NOT KNITTED OR CROCHETED	273,277		-		27,625	
GRP 842	WOMEN'S AND GIRLS' COATS, CAPES, JACKETS, SUITS, BLAZERS, TROUSERS, SHORTS AND SIMILAR ARTICLES OF TEXTILE FABRICS, NOT KNITTED OR CROCHETED	852,437		-		852,437	
GRP 845	ARTICLES OF APPAREL, OF TEXTILE FABRICS, WHETHER OR NOT KNITTED OR CROCHETED, N.E.S.	654,626		-		651,290	
GRP 846	CLOTHING ACCESSORIES, OF TEXTILE FABRICS, WHETHER OR NOT KNITTED OR CROCHETED	115,327		-		115,327	
GRP 848	ARTICLES OF APPAREL AND CLOTHING ACCESSORIES OF OTHER THAN TEXTILE FABRICS, HEADGEAR OF ALL MATERIALS	195,545		-		195,545	
GRP 851	FOOTWEAR	183,582		-		183,582	
GRP 871	OPTICAL INSTRUMENTS AND APPARATUS, N.E.S.	24,499		-		24,499	
GRP 872	MEDICAL INSTRUMENTS AND APPLIANCES, N.E.S.	417,755		2,400		417,755	
GRP 873	METERS AND COUNTERS, N.E.S.	2,376		-		2,376	
GRP 874	MEASURING, CHECKING, ANALYSING AND CONTROLLING INSTRUMENTS AND APPARATUS N.E.S.	466,610		54,067		466,610	
GRP 881	PHOTOGRAPHIC APPARATUS AND EQUIPMENT, N.E.S.	47,343		-		47,343	
GRP 882	PHOTOGRAPHIC AND CINEMATOGRAPHIC SUPPLIES	23,190		-		23,190	
GRP 884	OPTICAL GOODS, N.E.S.	105,950		-		105,950	
GRP 885	WATCHES AND CLOCKS	197,963		-		197,963	
GRP 892	PRINTED MATTER	832,806		-		217,553	
GRP 893	ARTICLES, NES OF PLASTICS	10,777,137		-		1,578,798	
GRP 894	BABY CARRIAGES, TOYS, GAMES AND SPORTING GOODS	1,397,974		-		1,395,599	
GRP 895	OFFICE AND STATIONARY SUPPLIES, N.E.S.	180,503		-		180,503	
GRP 897	JEWELLERY, GOLDSMITHS' AND SILVERSMITHS' WARES AND OTHER ARTICLES OF PRECIOUS OR SEMI-PRECIOUS MATERIALS, N.E.S.	11,770		-		11,770	
GRP 898	MUSICAL INSTRUMENTS AND PARTS AND ACCESSORIES THEREOF	269,856		-		269,856	
GRP 899	MISCELLANEOUS MANUFACTURED ARTICLES, N.E.S.	133,194		-		133,194	
GRP 931	SPECIAL TRANSACTIONS AND COMMODITIES	3,405,789		249,100		3,239,714	
DIV 00	LIVE ANIMALS	8,761,034		-		-	
DIV 01	MEAT AND MEAT PREPARATIONS	15,003,125		89,009		-	
DIV 02	DAIRY PRODUCT AND BIRDS EGGS	16,959,085		82,069		2,582,300	
DIV 03	FISH, CRUSTACEANS AND MOLLUSCS, AND PREPARATIONS THEREOF	11,769,227		1,560,149		510,454	
DIV 04	CEREALS AND CEREAL PREPARATIONS	2,292,797		44,269		1,218,708	
DIV 05	VEGETABLES AND FRUITS	2,249,721		9,807		609,960	
DIV 06	SUGARS, SUGAR PREPARATIONS AND HONEY	263,878		2,199		197,422	
DIV 07	COFFEE, TEA, COCOA, SPICES, AND MANUFACTURES THEREOF	783,250		-		716,733	
DIV 08	FEEDING STUFF FOR ANIMALS (NOT INCLUDING UNMILLED CEREALS)	39,121,452		1,725,767		1,055,238	
DIV 09	MISCELLANEOUS EDIBLE PRODUCTS AND PREPARATIONS	12,397,177		98,576		9,752,331	

SARAWAK

JADUAL 20 (SAMB) : NILAI EKSPORT, IMPORT DAN EKSPORT SEMULA MENGIKUT KUMPULAN, BAHAGIAN DAN SEKSYEN BAGI SETIAP NEGARA
 TABLE 20 (CONT'D) : VALUE OF EXPORTS, IMPORTS AND RE-EXPORTS BY GROUPS, DIVISIONS AND SECTIONS FOR EACH COUNTRY

GROUP / DIV / SECT	COUNTRY OF DESTINATION / ORIGIN	EXPORTS & RE-EXPORTS RM F.O.B.		IMPORTS RM C.I.F.		RE-EXPORTS RM F.O.B.	
		JAN - DIS	2020	JAN - DIS	2020	JAN - DIS	2020
DIV 11	BEVERAGES	6,572,725		59,897		1,404,337	
DIV 12	TOBACCO AND TOBACCO MANUFACTURES THEREOF	385,957		-		385,957	
DIV 22	OIL SEEDS AND OLEAGINOUS FRUITS	-		258,890		-	
DIV 24	CORK AND WOOD	196,214		5,520		-	
DIV 26	TEXTILE FIBRES(OTHER THAN WOOL TOPS) AND THEIR WASTES (NOT MANUFACTURED INTO YARN OR FABRICS)	156,906		-		154,156	
DIV 27	CRUDE FERTILIZERS AND CRUDE MINERALS (EXCLUDING COAL, PETROLEUM AND PRECIOUS STONES)	1,689,396		279,303		8,283	
DIV 28	METALLIFEROUS ORES AND METAL SCRAP	-		3,019,402		-	
DIV 29	CRUDE ANIMAL AND VEGETABLE MATERIALS, N.E.S.	204,393		-		26,113	
DIV 33	PETROLEUM, PETROLEUM PRODUCTS AND RELATED MATERIALS	128,010,518		11,333		4,504,052	
DIV 34	GAS, NATURAL AND MANUFACTURED	2,149		24,136		2,149	
DIV 42	FIXED VEGETABLE OILS AND FATS, CRUDE, REFINED OR FRACTIONATED	6,270,529		-		-	
DIV 43	ANIMAL OR VEGETABLE OILS AND FATS, PROCESSED, AND WAXES OF ANIMAL OR VEGETABLE ORIGIN	234,364		-		-	
DIV 51	ORGANIC CHEMICALS	245,445		-		17,402	
DIV 52	INORGANIC CHEMICALS	6,030,322		8,048		118,749	
DIV 53	DYEING, TANNING AND COLOURING MATERIALS	5,185,710		-		5,185,710	
DIV 54	MEDICINAL AND PHARMACEUTICAL PRODUCTS	1,829,735		-		1,811,831	
DIV 55	ESSENTIAL OILS AND RESINOIDS AND PERFUME MATERIALS; TOILET, POLISHING AND CLEANSING PREPARATIONS	3,049,876		54,940		2,997,794	
DIV 56	FERTILIZERS, MANUFACTURED	690,270		-		-	
DIV 57	PLASTICS IN PRIMARY FORMS	37,503		2,043		33,710	
DIV 58	PLASTICS IN NON-PRIMARY FORMS	702,203		5,700		528,406	
DIV 59	CHEMICAL MATERIALS AND PRODUCTS, N.E.S.	1,758,947		1,219,928		1,112,939	
DIV 62	RUBBER MANUFACTURES, N.E.S.	57,251		-		57,251	
DIV 63	CORK AND WOOD MANUFACTURES (EXCLUDING FURNITURE)	12,367,310		3,581,339		190,846	
DIV 64	PAPER, PAPERBOARD, AND ARTICLES OF PAPER PULP, OF PAPER OR PAPERBOARD	4,540,709		1,433,882		930,195	
DIV 65	TEXTILE YARN, FABRICS, MADE-UP ARICLES, N.E.S. AND RELATED PRODUCTS	511,870		32,226		511,870	
DIV 66	NON-METALLIC MINERAL MANUFACTURES N.E.S.	4,145,740		15,461		329,176	
DIV 67	IRON AND STEEL	2,688,384		176,883		1,139,015	
DIV 68	NON-FERROUS METALS	537,786		4,215,583		270,266	
DIV 69	MANUFACTURES OF METAL, N.E.S.	4,334,165		466,468		3,724,912	
DIV 71	POWER GENERATING MACHINERY AND EQUIPMENT	567,220		588,987		556,370	
DIV 72	MACHINERY SPECIALIZED FOR PARTICULAR INDUSTRIES	2,122,652		288,422		2,114,571	
DIV 73	METALWORKING MACHINERY	67,870		419,897		67,870	
DIV 74	GENERAL INDUSTRIAL MACHINERY AND EQUIPMENT, N.E.S. AND MACHINE PARTS, N.E.S.	5,077,712		411,211		5,071,133	
DIV 75	OFFICE MACHINES AND AUTOMATIC DATA PROCESSING EQUIPMENT	24,974,161		9,491		24,965,794	
DIV 76	TELECOMMUNICATIONS AND SOUND RECORDING AND REPRODUCING APPARATUS AND EQUIPMENT	39,091,181		4,232		36,869,770	
DIV 77	ELECTRICAL MACHINERY, APPARATUS AND APPLIANCES, N.E.S. AND ELECTRICAL PARTS THEREOF	5,389,814		13,854		3,004,543	
DIV 78	ROAD VEHICLES (INCLUDING AIR - CUSHION VEHICLES)	3,668,493		20,526		3,569,674	
DIV 79	OTHERS TRANSPORT EQUIPMENT	18,768		423,345		18,768	
DIV 81	PREFABRICATED BUILDINGS, SANITARY, PLUMBING, HEATING AND LIGHTING FIXTURES AND FITTINGS, N.E.S.	223,805		-		214,740	
DIV 82	FURNITURE AND PARTS THEREOF	2,816,599		169,219		838,790	
DIV 83	TRAVEL GOODS, HANDBAGS AND SIMILAR CONTAINERS	278,215		-		278,215	
DIV 84	ARTICLES OF APPAREL AND CLOTHING ACCESSORIES	2,091,212		-		1,842,224	
DIV 85	FOOTWEAR	183,582		-		183,582	
DIV 87	PROFESSIONAL, SCIENTIFIC AND CONTROLLING INSTRUMENTS AND APPARATUS, N.E.S.	911,240		56,467		911,240	
DIV 88	PHOTOGRAPHIC APPARATUS, EQUIPMENT AND SUPPLIED AND OPTICAL GOODS, N.E.S., WATCHES AND CLOCKS	374,446		-		374,446	
DIV 89	MISCELLANEOUS MANUFACTURED ARTICLES, N.E.S.	13,603,240		-		3,787,273	
DIV 93	SPECIAL TRANSACTIONS AND COMMODITIES	3,405,789		249,100		3,239,714	
SECT 0	FOOD	109,600,746		3,611,845		16,643,146	
SECT 1	BEVERAGES AND TOBACCO	6,958,682		59,897		1,790,294	
SECT 2	CRUDE MATERIALS, INEDIBLE	2,246,909		3,563,115		188,552	
SECT 3	MINERAL FUELS, LUBRICANTS, ETC.	128,012,667		35,469		4,506,201	

SARAWAK

JADUAL 20 (SAMB) : NILAI EKSPORT, IMPORT DAN EKSPORT SEMULA MENGIKUT KUMPULAN, BAHAGIAN DAN SEKSYEN BAGI SETIAP NEGARA
 TABLE 20 (CONT'D) : VALUE OF EXPORTS, IMPORTS AND RE-EXPORTS BY GROUPS, DIVISIONS AND SECTIONS FOR EACH COUNTRY

GROUP / DIV / SECT	COUNTRY OF DESTINATION / ORIGIN	EXPORTS & RE-EXPORTS RM F.O.B.		IMPORTS RM C.I.F.		RE-EXPORTS RM F.O.B.	
		JAN - DIS	2020	JAN - DIS	2020	JAN - DIS	2020
SECT 4	ANIMAL AND VEGETABLE OILS AND FATS	6,504,893		-			
SECT 5	CHEMICALS	19,530,011		1,290,659		11,806,541	
SECT 6	MANUFACTURED GOODS	29,183,215		9,921,842		7,153,531	
SECT 7	MACHINERY & TRANSPORT EQUIPMENT	80,977,871		2,179,965		76,238,493	
SECT 8	MISCELLANEOUS MANUFACTURED ARTICLES	20,482,339		225,686		8,430,510	
SECT 9	MISCELLANEOUS TRANSACTIONS AND COMMODITIES	3,405,789		249,100		3,239,714	
	TOTAL - BRUNEI DARUSSALAM	406,903,122		21,137,578		129,996,982	
***	BULGARIA						
GRP 056	VEGETABLES, ROOT AND TUBERS, PREPARED OR PRESERVED, N.E.S.		-	90,494			-
GRP 073	CHOCOLATE AND OTHER FOOD PREPARATIONS CONTAINING COCOA, N.E.S		-	2,384			-
GRP 075	SPICES		-	4,721			-
GRP 282	FERROUS WASTE AND SCRAP; REMELTING INGOTS OF IRON OR STEEL		-	33,560			-
GRP 431	ANIMAL OR VEGETABLE OILS AND FATS, PROCESSED, AND WAXES OF ANIMAL OR VEGETABLE ORIGIN	1,517,710					-
GRP 551	ESSENTIAL OILS, PERFUME AND FLAVOUR MATERIALS		-	12,132			-
GRP 592	STARCHES, INULIN AND WHEAT GLUTEN; ALBUMINOIDAL SUBSTANCES; GLUES		-	78,846			-
GRP 598	MISCELLANEOUS CHEMICAL PRODUCTS, N.E.S.		-	2,032			-
GRP 657	SPECIAL YARNS, TEXTILE FABRICS AND RELATED PRODUCTS		-	6,468			-
GRP 718	OTHER POWER GENERATING MACHINERY AND PARTS THEREOF, N.E.S.		-	6,408			-
GRP 723	CIVIL ENGINEERING AND CONTRACTORS' PLANT AND EQUIPMENT		-	13,061			-
GRP 728	OTHER MACHINERY AND EQUIPMENT SPECIALIZED FOR PARTICULAR INDUSTRIES, AND PARTS THEREOF, N.E.S.	132,486				132,486	
GRP 743	PUMPS (OTHER THAN PUMPS FOR LIQUIDS) AND COMPRESSORS AND FANS; CENTRIFUGES; FILTERING OR PURIFYING APPARATUS; AND PARTS THEREOF		-	5,586			-
GRP 752	AUTOMATIC DATA PROCESSING MACHINES AND UNITS THEREOF		-	30,318			-
GRP 764	TELECOMMUNICATIONS EQUIPMENTS, N.E.S.; THEIR PARTS, AND ACCESSORIES USED IN DIVISION 76		-	2,062			-
GRP 772	ELECTRICAL APPARATUS, RESISTOR, SWITCHBOARD AND CONTROL PANELS N.E.S., AND PARTS N.E.S.	223,976		114,515		223,976	
GRP 776	THERMIONIC VALVES AND TUBES; PHOTOCELLS; ETC., AND PARTS THEREOF, N.E.S.	41,568,947		104,720		66,952	
GRP 778	ELECTRICAL MACHINERY AND APPARATUS, N.E.S.		-	2,129			-
GRP 831	TRAVEL GOODS, HANDBAGS AND SIMILAR CONTAINERS		-	2,586			-
GRP 851	FOOTWEAR		-	3,348			-
GRP 874	MEASURING, CHECKING, ANALYSING AND CONTROLLING INSTRUMENTS AND APPARATUS N.E.S.	855,286		305,837		855,286	
GRP 931	SPECIAL TRANSACTIONS AND COMMODITIES	3,832		28,709		1,686	
DIV 05	VEGETABLES AND FRUITS		-	90,494			-
DIV 07	COFFEE, TEA, COCOA, SPICES, AND MANUFACTURES THEREOF		-	7,105			-
DIV 28	METALLIFEROUS ORES AND METAL SCRAP		-	33,560			-
DIV 43	ANIMAL OR VEGETABLE OILS AND FATS, PROCESSED, AND WAXES OF ANIMAL OR VEGETABLE ORIGIN	1,517,710					-
DIV 55	ESSENTIAL OILS AND RESINOIDS AND PERFUME MATERIALS; TOILET, POLISHING AND CLEANSING PREPARATIONS		-	12,132			-
DIV 59	CHEMICAL MATERIALS AND PRODUCTS, N.E.S.		-	80,878			-
DIV 65	TEXTILE YARN, FABRICS, MADE-UP ARICLES, N.E.S. AND RELATED PRODUCTS		-	6,468			-
DIV 71	POWER GENERATING MACHINERY AND EQUIPMENT		-	6,408			-
DIV 72	MACHINERY SPECIALIZED FOR PARTICULAR INDUSTRIES	132,486		13,061		132,486	
DIV 74	GENERAL INDUSTRIAL MACHINERY AND EQUIPMENT, N.E.S. AND MACHINE PARTS, N.E.S.		-	5,586			-
DIV 75	OFFICE MACHINES AND AUTOMATIC DATA PROCESSING EQUIPMENT		-	30,318			-
DIV 76	TELECOMMUNICATIONS AND SOUND RECORDING AND REPRODUCING APPARATUS AND EQUIPMENT		-	2,062			-
DIV 77	ELECTRICAL MACHINERY, APPARATUS AND APPLIANCES, N.E.S. AND ELECTRICAL PARTS THEREOF	41,792,923		221,364		290,928	
DIV 83	TRAVEL GOODS, HANDBAGS AND SIMILAR CONTAINERS		-	2,586			-
DIV 85	FOOTWEAR		-	3,348			-

SARAWAK

JADUAL 20 (SAMB) : NILAI EKSPORT, IMPORT DAN EKSPORT SEMULA MENGIKUT KUMPULAN, BAHAGIAN DAN SEKSYEN BAGI SETIAP NEGARA
 TABLE 20 (CONT'D) : VALUE OF EXPORTS, IMPORTS AND RE-EXPORTS BY GROUPS, DIVISIONS AND SECTIONS FOR EACH COUNTRY

GROUP / DIV / SECT	COUNTRY OF DESTINATION / ORIGIN	EXPORTS & RE-EXPORTS RM F.O.B.		IMPORTS RM C.I.F.		RE-EXPORTS RM F.O.B.	
		JAN - DIS	2020	JAN - DIS	2020	JAN - DIS	2020
DIV 87	PROFESSIONAL, SCIENTIFIC AND CONTROLLING INSTRUMENTS AND APPARATUS, N.E.S.	855,286		305,837		855,286	
DIV 93	SPECIAL TRANSACTIONS AND COMMODITIES	3,832		28,709		1,686	
SECT 0	FOOD	-		97,599		-	
SECT 2	CRUDE MATERIALS, INEDIBLE	-		33,560		-	
SECT 4	ANIMAL AND VEGETABLE OILS AND FATS	1,517,710		-		-	
SECT 5	CHEMICALS	-		93,010		-	
SECT 6	MANUFACTURED GOODS	-		6,468		-	
SECT 7	MACHINERY & TRANSPORT EQUIPMENT	41,925,409		278,799		423,414	
SECT 8	MISCELLANEOUS MANUFACTURED ARTICLES	855,286		311,771		855,286	
SECT 9	MISCELLANEOUS TRANSACTIONS AND COMMODITIES	3,832		28,709		1,686	
	TOTAL - BULGARIA	44,302,237		849,916		1,280,386	
***	CAMBODIA						
GRP 042	RICE	-		29,902,088		-	
GRP 048	CEREAL PREPARATIONS AND PREPARATION OF FLOUR OR STARCH OF FRUITS OR VEGETABLES	-		79,787		-	
GRP 098	EDIBLE PRODUCTS AND PREPARATIONS, N.E.S.	-		79,616		-	
GRP 263	COTTON	-		258,504		-	
GRP 269	WORN CLOTHING AND OTHER WORN TEXTILE ARTICLES ;RAGS	-		36,163		-	
GRP 422	OTHER FIXED VEGETABLE OILS, FLUID OR SOLID, CRUDE, REFINED OR PURIFIED	844,704		5,867,819		-	
GRP 598	MISCELLANEOUS CHEMICAL PRODUCTS, N.E.S.	7,310,273		-		5,290,077	
GRP 634	VENEERS, PLYWOOD, PARTICLE BOARD, AND OTHER WOOD, WORKED, N.E.S.	142,089		-		-	
GRP 661	LIME, CEMENT, AND FABRICATED CONSTRUCTION MATERIALS (EXCEPT GLASS AND CLAY MATERIALS)	32,942		-		-	
GRP 671	PIG IRON, SPIEGELEISEN, SPONGE IRON, IRON OR STEEL GRANULES AND POWDERS AND FERRO-ALLOYS	4,117,278		-		-	
GRP 684	ALUMINIUM (INCLUDING ALLOYS)	12,203,712		-		-	
GRP 694	NAILS, SCREWS, NUTS, BOLTS, RIVETS AND THE LIKE, OF IRON, STEEL, COPPER OR ALUMINIUM	7,727		-		7,727	
GRP 931	SPECIAL TRANSACTIONS AND COMMODITIES	1,256		27,120		206	
DIV 04	CEREALS AND CEREAL PREPARATIONS	-		29,981,875		-	
DIV 09	MISCELLANEOUS EDIBLE PRODUCTS AND PREPARATIONS	-		79,616		-	
DIV 26	TEXTILE FIBRES(OTHER THAN WOOL TOPS) AND THEIR WASTES (NOT MANUFACTURED INTO YARN OR FABRICS)	-		294,667		-	
DIV 42	FIXED VEGETABLE OILS AND FATS, CRUDE, REFINED OR FRACTIONATED	844,704		5,867,819		-	
DIV 59	CHEMICAL MATERIALS AND PRODUCTS, N.E.S.	7,310,273		-		5,290,077	
DIV 63	CORK AND WOOD MANUFACTURES (EXCLUDING FURNITURE)	142,089		-		-	
DIV 66	NON-METALLIC MINERAL MANUFACTURES N.E.S.	32,942		-		-	
DIV 67	IRON AND STEEL	4,117,278		-		-	
DIV 68	NON-FERROUS METALS	12,203,712		-		-	
DIV 69	MANUFACTURES OF METAL, N.E.S.	7,727		-		7,727	
DIV 93	SPECIAL TRANSACTIONS AND COMMODITIES	1,256		27,120		206	
SECT 0	FOOD	-		30,061,491		-	
SECT 2	CRUDE MATERIALS, INEDIBLE	-		294,667		-	
SECT 4	ANIMAL AND VEGETABLE OILS AND FATS	844,704		5,867,819		-	
SECT 5	CHEMICALS	7,310,273		-		5,290,077	
SECT 6	MANUFACTURED GOODS	16,503,748		-		7,727	
SECT 9	MISCELLANEOUS TRANSACTIONS AND COMMODITIES	1,256		27,120		206	
	TOTAL - CAMBODIA	24,659,981		36,251,097		5,298,010	
***	CAMEROON						
GRP 036	CRUSTACEANS AND MOLLUSCS, FRESH, CHILLED, FROZEN, SALTED OR IN BRINE OR DRIED	-		6,635,516		-	
GRP 054	VEGETABLES, FRESH, CHILLED, FROZEN OR SIMPLY PRESERVED	-		1,392		-	
GRP 598	MISCELLANEOUS CHEMICAL PRODUCTS, N.E.S.	-		18,291,864		-	
GRP 634	VENEERS, PLYWOOD, PARTICLE BOARD, AND OTHER WOOD, WORKED, N.E.S.	-		59,212		-	

SARAWAK

JADUAL 20 (SAMB) : NILAI EKSPORT, IMPORT DAN EKSPORT SEMULA MENGIKUT KUMPULAN, BAHAGIAN DAN SEKSYEN BAGI SETIAP NEGARA
 TABLE 20 (CONT'D) : VALUE OF EXPORTS, IMPORTS AND RE-EXPORTS BY GROUPS, DIVISIONS AND SECTIONS FOR EACH COUNTRY

GROUP / DIV / SECT	COUNTRY OF DESTINATION / ORIGIN	EXPORTS & RE-EXPORTS RM F.O.B.		IMPORTS RM C.I.F.		RE-EXPORTS RM F.O.B.	
		JAN - DIS	2020	JAN - DIS	2020	JAN - DIS	2020
GRP 695	TOOLS FOR USE IN THE HAND OR IN MACHINES	-	-	37,394	-	-	-
GRP 821	FURNITURE AND PARTS THEREOF	-	-	2,363	-	-	-
GRP 931	SPECIAL TRANSACTIONS AND COMMODITIES	-	-	8,034	-	-	-
DIV 03	FISH, CRUSTACEANS AND MOLLUSCS, AND PREPARATIONS THEREOF	-	-	6,635,516	-	-	-
DIV 05	VEGETABLES AND FRUITS	-	-	1,392	-	-	-
DIV 59	CHEMICAL MATERIALS AND PRODUCTS, N.E.S.	-	-	18,291,864	-	-	-
DIV 63	CORK AND WOOD MANUFACTURES (EXCLUDING FURNITURE)	-	-	59,212	-	-	-
DIV 69	MANUFACTURES OF METAL, N.E.S.	-	-	37,394	-	-	-
DIV 82	FURNITURE AND PARTS THEREOF	-	-	2,363	-	-	-
DIV 93	SPECIAL TRANSACTIONS AND COMMODITIES	-	-	8,034	-	-	-
SECT 0	FOOD	-	-	6,636,908	-	-	-
SECT 5	CHEMICALS	-	-	18,291,864	-	-	-
SECT 6	MANUFACTURED GOODS	-	-	96,606	-	-	-
SECT 8	MISCELLANEOUS MANUFACTURED ARTICLES	-	-	2,363	-	-	-
SECT 9	MISCELLANEOUS TRANSACTIONS AND COMMODITIES	-	-	8,034	-	-	-
	TOTAL - CAMEROON	-	-	25,035,775	-	-	-
***	CANADA						
GRP 034	FISH, FRESH(LIVE OR DEAD), CHILLED OR FROZEN	224,637	-	-	-	-	-
GRP 036	CRUSTACEANS AND MOLLUSCS, FRESH, CHILLED, FROZEN, SALTED OR IN BRINE OR DRIED	154,618	-	69,406	-	-	-
GRP 041	WHEAT (INCLUDING SPELT) AND MESLIN, UNMILLED	-	-	8,654,488	-	-	-
GRP 054	VEGETABLES, FRESH, CHILLED, FROZEN OR SIMPLY PRESERVED	-	-	2,189	-	-	-
GRP 057	FRUITS AND NUTS (NOT INCLUDING OIL NUTS), FRESH OR DRIED	-	-	11,183	-	-	-
GRP 081	FEEDING STUFF FOR ANIMALS (NOT INCLUDING UNMILLED CEREALS)	-	-	251,146	-	-	-
GRP 222	OIL SEEDS AND OLEAGINOUS FRUITS, FOR EXTRACTION OF 'SOFT' FIXED VEGETABLE OILS	-	-	8,208,875	-	-	-
GRP 335	RESIDUAL PETROLEUM PRODUCTS, N.E.S. AND RELATED MATERIALS	-	-	3,840	-	-	-
GRP 513	CARBOXYLIC ACIDS, ANHYDRIDES, HALIDES, PEROXIDES AND PEROXYACIDS AND DERIVATIVES	-	-	4,912,969	-	-	-
GRP 522	INORGANIC CHEMICAL ELEMENTS, OXIDES AND HALOGEN SALTS	582,564	-	392,233	-	-	-
GRP 542	MEDICAMENTS (INCLUDING VETERINARY MEDICAMENTS)	-	-	8,592	-	-	-
GRP 553	PERFUMERY, COSMETICS AND TOILET PREPARATIONS	-	-	2,004	-	-	-
GRP 562	FERTILIZERS, MANUFACTURED	-	-	258,104,575	-	-	-
GRP 582	PLATES, SHEETS, FILM, COIL AND STRIP OF PLASTICS	-	-	23,579	-	-	-
GRP 598	MISCELLANEOUS CHEMICAL PRODUCTS, N.E.S.	-	-	95,564	-	-	-
GRP 621	MATERIALS OF RUBBER	-	-	5,527	-	-	-
GRP 629	ARTICLES OF RUBBER, N.E.S	-	-	41,813	-	-	-
GRP 634	VENEERS, PLYWOOD, PARTICLE BOARD, AND OTHER WOOD, WORKED, N.E.S.	391,869	-	-	-	-	-
GRP 661	LIME, CEMENT, AND FABRICATED CONSTRUCTION MATERIALS (EXCEPT GLASS AND CLAY MATERIALS)	-	-	430,905	-	-	-
GRP 671	PIG IRON, SPIEGELEISEN, SPONGE IRON, IRON OR STEEL GRANULES AND POWDERS AND FERRO-ALLOYS	1,622,427	-	-	-	-	-
GRP 679	TUBES, PIPES AND HOLLOW PROFILES, AND TUBES OR PIPE FITTINGS, OF IRON OR STEEL	-	-	75,687	-	-	-
GRP 686	ZINC (INCLUDING ALLOYS)	-	-	290,735	-	-	-
GRP 694	NAILS, SCREWS, NUTS, BOLTS, RIVETS AND THE LIKE, OF IRON, STEEL, COPPER OR ALUMINIUM	-	-	118,314	-	-	-
GRP 695	TOOLS FOR USE IN THE HAND OR IN MACHINES	-	-	193,695	-	-	-
GRP 699	MANUFACTURES OF BASE METAL, N.E.S.	-	-	64,780	-	-	-
GRP 713	INTERNAL COMBUSTION PISTON ENGINES, AND PARTS THEREOF, N.E.S.	-	-	1,359,299	-	-	-
GRP 714	ENGINES AND MOTORS, NON-ELECTRIC, AND PARTS, N.E.S.	-	-	5,114	-	-	-
GRP 718	OTHER POWER GENERATING MACHINERY AND PARTS THEREOF, N.E.S.	-	-	30,878	-	-	-
GRP 723	CIVIL ENGINEERING AND CONTRACTORS' PLANT AND EQUIPMENT	-	-	587,715	-	-	-

SARAWAK

JADUAL 20 (SAMB) : NILAI EKSPORT, IMPORT DAN EKSPORT SEMULA MENGIKUT KUMPULAN, BAHAGIAN DAN SEKSYEN BAGI SETIAP NEGARA
 TABLE 20 (CONT'D) : VALUE OF EXPORTS, IMPORTS AND RE-EXPORTS BY GROUPS, DIVISIONS AND SECTIONS FOR EACH COUNTRY

GROUP / DIV / SECT	COUNTRY OF DESTINATION / ORIGIN	EXPORTS & RE-EXPORTS RM F.O.B.		IMPORTS RM C.I.F.		RE-EXPORTS RM F.O.B.	
		JAN - DIS	2020	JAN - DIS	2020	JAN - DIS	2020
GRP 728	OTHER MACHINERY AND EQUIPMENT SPECIALIZED FOR PARTICULAR INDUSTRIES, AND PARTS THEREOF, N.E.S.	-	-	698,241	-	-	-
GRP 737	METALWORKING MACHINERY (OTHER THAN MACHINE- TOOLS), AND PARTS THEROF, N.E.S.	-	-	850,320	-	-	-
GRP 741	HEATING AND COOLING EQUIPMENT AND PARTS THEREOF, N.E.S.	-	-	18,207	-	-	-
GRP 742	PUMPS FOR LIQUIDS, LIQUID ELEVATORS AND PARTS	-	-	18,720	-	-	-
GRP 743	PUMPS (OTHER THAN PUMPS FOR LIQUIDS) AND COMPRESSORS AND FANS; CENTRIFUGES; FILTERING OR PURIFYING APPARATUS; AND PARTS THEREOF	-	-	1,236,901	-	-	-
GRP 744	MECHANICAL HANDLING EQUIPMENT, AND PARTS THEREOF, N.E.S.	-	-	11,248	-	-	-
GRP 746	BALL OR ROLLER BEARINGS	-	-	258,357	-	-	-
GRP 747	TAPS, COCKS, VALVES AND SIMILAR APPLIANCE	-	-	690,752	-	-	-
GRP 748	TRANSMISSION SHAFTS AND CRANKS; BEARING HOUSINGS AND PARTS THEREOF	-	-	344,459	-	-	-
GRP 749	NON-ELECTRIC PARTS AND ACCESSORIES OF MACHINERY, N.E.S.	-	-	179,162	-	-	-
GRP 752	AUTOMATIC DATA PROCESSING MACHINES AND UNITS THEREOF	-	-	66,176	-	-	-
GRP 759	PARTS AND ACCESSORIES FOR USE WITHIN GROUPS 751 AND 752	-	-	1,743,318	-	-	-
GRP 771	ELECTRIC POWER MACHINERY (OTHER THAN ROTATING ELECTRIC PLANT), AND PARTS THEREOF	-	-	6,376	-	-	-
GRP 772	ELECTRICAL APPARATUS, RESISTOR, SWITCHBOARD AND CONTROL PANELS N.E.S., AND PARTS N.E.S.	-	-	3,082,316	-	-	-
GRP 773	EQUIPMENT FOR DISTRIBUTING ELECTRICITY, N.E.S.	-	-	19,442	-	-	-
GRP 775	HOUSEHOLD TYPE, ELECTRICAL AND NON-ELECTRICAL EQUIPMENT, N.E.S.	-	-	26,690	-	-	-
GRP 776	THERMIONIC VALVES AND TUBES; PHOTOCELLS; ETC., AND PARTS THEREOF, N.E.S.	1,704,439	-	2,668	-	-	-
GRP 778	ELECTRICAL MACHINERY AND APPARATUS, N.E.S.	-	-	39,165	-	-	-
GRP 792	AIRCRAFT AND ASSOCIATED EQUIPMENT, SPACECRAFTS AND SPACECRAFT LAUNCH VEHICLES AND PARTS	-	-	54,215	-	-	-
GRP 793	SHIPS, BOATS (INCLUDING HOVERCRAFT) AND FLOATING STRUCTURES	-	-	33,446	-	-	-
GRP 843	MEN'S OR BOYS' COATS, CAPES, JACKETS, SUITS, BLAZERS, TROUSERS, SHORTS AND SIMILAR ARTICLES OF TEXTILE FABRICS, KNITTED OR CROCHETED	-	-	3,054	-	-	-
GRP 874	MEASURING, CHECKING, ANALYSING AND CONTROLLING INSTRUMENTS AND APPARATUS N.E.S.	-	-	333,261	-	-	-
GRP 881	PHOTOGRAPHIC APPARATUS AND EQUIPMENT, N.E.S.	-	-	5,201	-	-	-
GRP 893	ARTICLES, NES OF PLASTICS	-	-	3,754	-	-	-
GRP 894	BABY CARRIAGES, TOYS, GAMES AND SPORTING GOODS	-	-	13,918	-	-	-
GRP 931	SPECIAL TRANSACTIONS AND COMMODITIES	44,011	-	214,634	-	1,708	-
DIV 03	FISH, CRUSTACEANS AND MOLLUSCS, AND PREPARATIONS THEREOF	379,255	-	69,406	-	-	-
DIV 04	CEREALS AND CEREAL PREPARATIONS	-	-	8,654,488	-	-	-
DIV 05	VEGETABLES AND FRUITS	-	-	13,372	-	-	-
DIV 08	FEEDING STUFF FOR ANIMALS (NOT INCLUDING UNMILLED CEREALS)	-	-	251,146	-	-	-
DIV 22	OIL SEEDS AND OLEAGINOUS FRUITS	-	-	8,208,875	-	-	-
DIV 33	PETROLEUM, PETROLEUM PRODUCTS AND RELATED MATERIALS	-	-	3,840	-	-	-
DIV 51	ORGANIC CHEMICALS	-	-	4,912,969	-	-	-
DIV 52	INORGANIC CHEMICALS	582,564	-	392,233	-	-	-
DIV 54	MEDICINAL AND PHARMACEUTICAL PRODUCTS	-	-	8,592	-	-	-
DIV 55	ESSENTIAL OILS AND RESINOIDS AND PERFUME MATERIALS; TOILET, POLISHING AND CLEANSING PREPARATIONS	-	-	2,004	-	-	-
DIV 56	FERTILIZERS, MANUFACTURED	-	-	258,104,575	-	-	-
DIV 58	PLASTICS IN NON-PRIMARY FORMS	-	-	23,579	-	-	-
DIV 59	CHEMICAL MATERIALS AND PRODUCTS, N.E.S.	-	-	95,564	-	-	-
DIV 62	RUBBER MANUFACTURES, N.E.S.	-	-	47,340	-	-	-
DIV 63	CORK AND WOOD MANUFACTURES (EXCLUDING FURNITURE)	391,869	-	-	-	-	-
DIV 66	NON-METALLIC MINERAL MANUFACTURES N.E.S.	-	-	430,905	-	-	-
DIV 67	IRON AND STEEL	1,622,427	-	75,687	-	-	-
DIV 68	NON-FERROUS METALS	-	-	290,735	-	-	-
DIV 69	MANUFACTURES OF METAL, N.E.S.	-	-	376,789	-	-	-
DIV 71	POWER GENERATING MACHINERY AND EQUIPMENT	-	-	1,395,291	-	-	-

SARAWAK

JADUAL 20 (SAMB) : NILAI EKSPORT, IMPORT DAN EKSPORT SEMULA MENGIKUT KUMPULAN, BAHAGIAN DAN SEKSYEN BAGI SETIAP NEGARA
 TABLE 20 (CONT'D) : VALUE OF EXPORTS, IMPORTS AND RE-EXPORTS BY GROUPS, DIVISIONS AND SECTIONS FOR EACH COUNTRY

GROUP / DIV / SECT	COUNTRY OF DESTINATION / ORIGIN	EXPORTS & RE-EXPORTS RM F.O.B.		IMPORTS RM C.I.F.		RE-EXPORTS RM F.O.B.	
		JAN - DIS	2020	JAN - DIS	2020	JAN - DIS	2020
DIV 72	MACHINERY SPECIALIZED FOR PARTICULAR INDUSTRIES	-	-	1,285,956	-	-	-
DIV 73	METALWORKING MACHINERY	-	-	850,320	-	-	-
DIV 74	GENERAL INDUSTRIAL MACHINERY AND EQUIPMENT, N.E.S. AND MACHINE PARTS, N.E.S.	-	-	2,757,806	-	-	-
DIV 75	OFFICE MACHINES AND AUTOMATIC DATA PROCESSING EQUIPMENT	-	-	1,809,494	-	-	-
DIV 77	ELECTRICAL MACHINERY, APPARATUS AND APPLIANCES, N.E.S. AND ELECTRICAL PARTS THEREOF	1,704,439	-	3,176,657	-	-	-
DIV 79	OTHERS TRANSPORT EQUIPMENT	-	-	87,661	-	-	-
DIV 84	ARTICLES OF APPAREL AND CLOTHING ACCESSORIES	-	-	3,054	-	-	-
DIV 87	PROFESSIONAL, SCIENTIFIC AND CONTROLLING INSTRUMENTS AND APPARATUS, N.E.S.	-	-	333,261	-	-	-
DIV 88	PHOTOGRAPHIC APPARATUS, EQUIPMENT AND SUPPLIED AND OPTICAL GOODS, N.E.S., WATCHES AND CLOCKS	-	-	5,201	-	-	-
DIV 89	MISCELLANEOUS MANUFACTURED ARTICLES, N.E.S.	-	-	17,672	-	-	-
DIV 93	SPECIAL TRANSACTIONS AND COMMODITIES	44,011	-	214,634	-	1,708	-
SECT 0	FOOD	379,255	-	8,988,412	-	-	-
SECT 2	CRUDE MATERIALS, INEDIBLE	-	-	8,208,875	-	-	-
SECT 3	MINERAL FUELS, LUBRICANTS, ETC.	-	-	3,840	-	-	-
SECT 5	CHEMICALS	582,564	-	263,539,516	-	-	-
SECT 6	MANUFACTURED GOODS	2,014,296	-	1,221,456	-	-	-
SECT 7	MACHINERY & TRANSPORT EQUIPMENT	1,704,439	-	11,363,185	-	-	-
SECT 8	MISCELLANEOUS MANUFACTURED ARTICLES	-	-	359,188	-	-	-
SECT 9	MISCELLANEOUS TRANSACTIONS AND COMMODITIES	44,011	-	214,634	-	1,708	-
	TOTAL - CANADA	4,724,565	-	293,899,106	-	1,708	-
***	CHILE						
GRP 034	FISH, FRESH(LIVE OR DEAD), CHILLED OR FROZEN	-	-	279,569	-	-	-
GRP 036	CRUSTACEANS AND MOLLUSCS, FRESH, CHILLED, FROZEN, SALTED OR IN BRINE OR DRIED	-	-	218,621	-	-	-
GRP 037	FISH, CRUSTACEANS AND MOLLUSCS PREPARED OR PRESERVED, N.E.S.	-	-	346,852	-	-	-
GRP 057	FRUITS AND NUTS (NOT INCLUDING OIL NUTS), FRESH OR DRIED	-	-	1,018,079	-	-	-
GRP 058	FRUITS, PRESERVED, AND FRUIT PREPARATIONS (EXCLUDING FRUIT JUICES)	-	-	111,740	-	-	-
GRP 112	ALCOHOLIC BEVERAGES	-	-	375,065	-	-	-
GRP 278	OTHER CRUDE MINERALS	-	-	1,626,360	-	-	-
GRP 292	CRUDE VEGETABLE MATERIALS, N.E.S.	-	-	5,047	-	-	-
GRP 335	RESIDUAL PETROLEUM PRODUCTS, N.E.S. AND RELATED MATERIALS	2,168,839	-	-	-	-	-
GRP 513	CARBOXYLIC ACIDS, ANHYDRIDES, HALIDES, PEROXIDES AND PEROXYACIDS AND DERIVATIVES	-	-	294,401	-	-	-
GRP 522	INORGANIC CHEMICAL ELEMENTS, OXIDES AND HALOGEN SALTS	-	-	140,995	-	-	-
GRP 562	FERTILIZERS, MANUFACTURED	968,059	-	-	-	-	-
GRP 671	PIG IRON, SPIEGELEISEN, SPONGE IRON, IRON OR STEEL GRANULES AND POWDERS AND FERRO-ALLOYS	404,119	-	-	-	-	-
GRP 776	THERMIONIC VALVES AND TUBES; PHOTOCELLS; ETC., AND PARTS THEREOF, N.E.S.	28,619	-	-	-	-	-
GRP 931	SPECIAL TRANSACTIONS AND COMMODITIES	783	-	3,768	-	783	-
DIV 03	FISH, CRUSTACEANS AND MOLLUSCS, AND PREPARATIONS THEREOF	-	-	845,042	-	-	-
DIV 05	VEGETABLES AND FRUITS	-	-	1,129,819	-	-	-
DIV 11	BEVERAGES	-	-	375,065	-	-	-
DIV 27	CRUDE FERTILIZERS AND CRUDE MINERALS (EXCLUDING COAL, PETROLEUM AND PRECIOUS STONES)	-	-	1,626,360	-	-	-
DIV 29	CRUDE ANIMAL AND VEGETABLE MATERIALS, N.E.S.	-	-	5,047	-	-	-
DIV 33	PETROLEUM, PETROLEUM PRODUCTS AND RELATED MATERIALS	2,168,839	-	-	-	-	-
DIV 51	ORGANIC CHEMICALS	-	-	294,401	-	-	-
DIV 52	INORGANIC CHEMICALS	-	-	140,995	-	-	-
DIV 56	FERTILIZERS, MANUFACTURED	968,059	-	-	-	-	-
DIV 67	IRON AND STEEL	404,119	-	-	-	-	-
DIV 77	ELECTRICAL MACHINERY, APPARATUS AND APPLIANCES, N.E.S. AND ELECTRICAL PARTS THEREOF	28,619	-	-	-	-	-

SARAWAK

JADUAL 20 (SAMB) : NILAI EKSPORT, IMPORT DAN EKSPORT SEMULA MENGIKUT KUMPULAN, BAHAGIAN DAN SEKSYEN BAGI SETIAP NEGARA
 TABLE 20 (CONT'D) : VALUE OF EXPORTS, IMPORTS AND RE-EXPORTS BY GROUPS, DIVISIONS AND SECTIONS FOR EACH COUNTRY

GROUP / DIV / SECT	COUNTRY OF DESTINATION / ORIGIN	EXPORTS & RE-EXPORTS RM F.O.B.		IMPORTS RM C.I.F.		RE-EXPORTS RM F.O.B.	
		JAN - DIS	2020	JAN - DIS	2020	JAN - DIS	2020
DIV 93	SPECIAL TRANSACTIONS AND COMMODITIES		783		3,768		783
SECT 0	FOOD		-		1,974,861		-
SECT 1	BEVERAGES AND TOBACCO		-		375,065		-
SECT 2	CRUDE MATERIALS, INEDIBLE		-		1,631,407		-
SECT 3	MINERAL FUELS, LUBRICANTS, ETC.		2,168,839		-		-
SECT 5	CHEMICALS		968,059		435,396		-
SECT 6	MANUFACTURED GOODS		404,119		-		-
SECT 7	MACHINERY & TRANSPORT EQUIPMENT		28,619		-		-
SECT 9	MISCELLANEOUS TRANSACTIONS AND COMMODITIES		783		3,768		783
	TOTAL - CHILE		3,570,419		4,420,497		783
***	CHINA, PEOPLE'S REPUBLIC OF						
GRP 017	MEAT AND EDIBLE MEAT OFFAL, PREPARED OR PRESERVED, N.E.S.		101,381		1,872,153		101,381
GRP 025	BIRDS EGG AND EGG YOLK, FRESH, DRIED OR OTHERWISE PRESERVED, SWEETENED OR NOT; EGG ALBUMIN		-		340,297		-
GRP 034	FISH, FRESH(LIVE OR DEAD), CHILLED OR FROZEN		11,356,521		38,076,358		-
GRP 036	CRUSTACEANS AND MOLLUSCS, FRESH, CHILLED, FROZEN, SALTED OR IN BRINE OR DRIED		40,148,483		23,398,556		-
GRP 037	FISH, CRUSTACEANS AND MOLLUSCS PREPARED OR PRESERVED, N.E.S.		153,972		17,443,277		71,920
GRP 044	MAIZE (NOT INCLUDING SWEET CORN), UNMILLED		-		209		-
GRP 047	OTHER CEREAL MEALS AND FLOURS		-		7,589,403		-
GRP 048	CEREAL PREPARATIONS AND PREPARATION OF FLOUR OR STARCH OF FRUITS OR VEGETABLES		5,560		19,024,064		-
GRP 054	VEGETABLES, FRESH, CHILLED, FROZEN OR SIMPLY PRESERVED		-		140,410,357		-
GRP 056	VEGETABLES, ROOT AND TUBERS, PREPARED OR PRESERVED, N.E.S.		-		23,643,181		-
GRP 057	FRUITS AND NUTS (NOT INCLUDING OIL NUTS), FRESH OR DRIED		-		58,820,767		-
GRP 058	FRUITS, PRESERVED, AND FRUIT PREPARATIONS (EXCLUDING FRUIT JUICES)		-		15,269,543		-
GRP 059	FRUIT JUICES (INCLUDING GRAPE MUST) & VEGETABLE JUICES, UNFERMENTED & NOT CONTAINING ADDED SPIRIT, WHETHER / NOT CONTAINING ADDED SUGAR OR OTHER SWEETENING MATTER		-		15,852		-
GRP 061	SUGARS, MOLASSES AND HONEY		-		1,511,343		-
GRP 062	SUGAR CONFECTIONERY		-		1,764,632		-
GRP 071	COFFEE AND COFFEE SUBSTITUTES		-		405,983		-
GRP 072	COCOA		-		2,933		-
GRP 073	CHOCOLATE AND OTHER FOOD PREPARATIONS CONTAINING COCOA, N.E.S		-		141,239		-
GRP 074	TEA AND MATE		419,201		3,029,938		349,201
GRP 075	SPICES		18,994,232		26,954,369		-
GRP 081	FEEDING STUFF FOR ANIMALS (NOT INCLUDING UNMILLED CEREALS)		25,047,859		20,573,206		-
GRP 098	EDIBLE PRODUCTS AND PREPARATIONS, N.E.S.		8,348,106		32,394,785		-
GRP 111	NON-ALCOHOLIC BEVERAGES, N.E.S.		73,717		27,481		-
GRP 112	ALCOHOLIC BEVERAGES		1,961		625,673		1,961
GRP 122	TOBACCO, MANUFACTURED (WHETHER OR NOT CONTAINING TOBACCO SUBSTITUTES)		90		-		90
GRP 222	OIL SEEDS AND OLEAGINOUS FRUITS, FOR EXTRACTION OF 'SOFT' FIXED VEGETABLE OILS		-		11,334,611		-
GRP 223	OIL SEEDS AND OLEAGINOUS FRUITS, FOR EXTRACTION OF OTHER FIXED VEGETABLE OILS		-		324,250		-
GRP 231	NATURAL RUBBER, NATURAL GUMS, IN PRIMARY FORMS		60,649,391		-		-
GRP 232	SYNTHETIC RUBBER; RECLAIMED RUBBER, WASTE, PARINGS AND SCRAP OF UNHARDENED RUBBER		65,671,200		274,113		-
GRP 246	WOOD IN CHIPS OR PARTICLES AND WOOD WASTE		127,966,868		-		-
GRP 247	WOOD IN THE ROUGH OR ROUGHLY SQUARED		2,734,994		72,981		-
GRP 248	WOOD, SIMPLY WORKED, AND RAILWAY SLEEPERS OF WOOD		12,518,615		306,182		-
GRP 263	COTTON		-		73,027		-
GRP 265	VEGETABLE TEXTILE FIBRES (OTHER THAN COTTON AND JUTE) RAW OR PROCESSED AND WASTE		30,331		34,148		-
GRP 266	SYNTHETIC FIBRES SUITABLE FOR SPINNING		-		503,139		-
GRP 269	WORN CLOTHING AND OTHER WORN TEXTILE ARTICLES ;RAGS		-		410,210		-

SARAWAK

JADUAL 20 (SAMB) : NILAI EKSPORT, IMPORT DAN EKSPORT SEMULA MENGIKUT KUMPULAN, BAHAGIAN DAN SEKSYEN BAGI SETIAP NEGARA
TABLE 20 (CONT'D) : VALUE OF EXPORTS, IMPORTS AND RE-EXPORTS BY GROUPS, DIVISIONS AND SECTIONS FOR EACH COUNTRY

GROUP / DIV / SECT	COUNTRY OF DESTINATION / ORIGIN	EXPORTS & RE-EXPORTS RM F.O.B.		IMPORTS RM C.I.F.		RE-EXPORTS RM F.O.B.	
		JAN - DIS	2020	JAN - DIS	2020	JAN - DIS	2020
GRP 273	STONE, SAND AND GRAVEL	-	-	2,200,089	-	-	-
GRP 278	OTHER CRUDE MINERALS	-	-	140,934,395	-	-	-
GRP 282	FERROUS WASTE AND SCRAP; REMELTING INGOTS OF IRON OR STEEL	-	-	577,597	-	-	-
GRP 285	ALUMINIUM ORES AND CONCENTRATES	-	-	10,361,956	-	-	-
GRP 288	NON-FERROUS BASE METAL WASTE AND SCRAP, N.E.S.	223,675	-	2,735	-	-	-
GRP 291	CRUDE ANIMAL MATERIALS, N.E.S.	-	-	18,481	-	-	-
GRP 292	CRUDE VEGETABLE MATERIALS, N.E.S.	638,348	-	12,728,219	-	86,603	-
GRP 321	COAL, WHETHER OR NOT PULVERIZED, BUT NOT AGGLOMERATED	-	-	8,011,324	-	-	-
GRP 325	COKE AND SEMI-COKE OF COAL, LIGNITE OR PEAT; RETORT CARBON	-	-	383,168,396	-	-	-
GRP 333	PETROLEUM OILS, CRUDE, AND CRUDE OILS OBTAINED FROM BITUMINOUS MINERALS	209,328,960	-	-	-	-	-
GRP 334	PETROLEUM PRODUCTS, REFINED	32,128,077	-	2,323,215	-	-	-
GRP 335	RESIDUAL PETROLEUM PRODUCTS, N.E.S. AND RELATED MATERIALS	98,703,612	-	6,521,073	-	-	-
GRP 342	LIQUEFIED PROPANE AND BUTANE	-	-	66,370	-	-	-
GRP 343	NATURAL GAS, WHETHER OR NOT LIQUEFIED	6,646,914,784	-	-	-	-	-
GRP 421	FIXED VEGETABLE OILS, 'SOFT', CRUDE, REFINED OR PURIFIED	-	-	30,529	-	-	-
GRP 422	OTHER FIXED VEGETABLE OILS, FLUID OR SOLID, CRUDE, REFINED OR PURIFIED	2,586,075,736	-	-	-	-	-
GRP 431	ANIMAL OR VEGETABLE OILS AND FATS, PROCESSED, AND WAXES OF ANIMAL OR VEGETABLE ORIGIN	1,020,276,951	-	389,098	-	-	-
GRP 511	HYDROCARBONS, N.E.S. AND THEIR HALOGENATED, SULPHONATED, NITRATED OR NITROSATED DERIVATIVES	-	-	3,014,655	-	-	-
GRP 512	ALCOHOLS, PHENOLS, PHENOL-ALCOHOLS, AND THEIR DERIVATIVES	37,571,518	-	16,729,086	-	-	-
GRP 513	CARBOXYLIC ACIDS, ANHYDRIDES, HALIDES, PEROXIDES AND PEROXYACIDS AND DERIVATIVES	-	-	12,617,417	-	-	-
GRP 514	NITROGEN-FUNCTION COMPOUNDS	-	-	13,501,919	-	-	-
GRP 515	ORGANO-INORGANIC AND HETEROCYCLIC COMPOUNDS	-	-	36,961,026	-	-	-
GRP 516	OTHER ORGANIC CHEMICALS	-	-	5,822,526	-	-	-
GRP 522	INORGANIC CHEMICAL ELEMENTS, OXIDES AND HALOGEN SALTS	856,492,923	-	136,872,994	-	121,866	-
GRP 523	METALLIC SALTS AND PEROXYSALTS, OF INORGANIC ACIDS	81,998	-	175,416,671	-	-	-
GRP 524	OTHER INORGANIC CHEMICALS; ORGANIC AND INORGANIC COMPOUNDS OF PRECIOUS METALS	-	-	2,404,968	-	-	-
GRP 531	SYNTHETIC ORGANIC COLOURING MATTER AND COLOUR LAKES AND PREPARATIONS BASED THEREON	-	-	2,818	-	-	-
GRP 532	DYEING AND TANNING EXTRACTS, AND SYNTHETIC TANNING MATERIALS	-	-	14,709	-	-	-
GRP 533	PIGMENTS, PAINTS, VARNISHES AND RELATED MATERIALS	41,342	-	15,032,570	-	41,342	-
GRP 541	MEDICINAL AND PHARMACEUTICAL PRODUCTS, OTHER THAN MEDICAMENTS OF GROUP 542	67,447	-	2,465,214	-	-	-
GRP 542	MEDICAMENTS (INCLUDING VETERINARY MEDICAMENTS)	-	-	181,959	-	-	-
GRP 551	ESSENTIAL OILS, PERFUME AND FLAVOUR MATERIALS	-	-	5,429	-	-	-
GRP 553	PERFUMERY, COSMETICS AND TOILET PREPARATIONS	-	-	10,995,537	-	-	-
GRP 554	SOAP, CLEANSING AND POLISHING PREPARATIONS	-	-	6,749,588	-	-	-
GRP 562	FERTILIZERS, MANUFACTURED	574,657	-	99,337,890	-	-	-
GRP 571	POLYMER OF ETHYLENE, IN PRIMARY FORMS	2,909,524	-	-	-	181,448	-
GRP 572	POLYMER OF STYRENE, IN PRIMARY FORMS	3,398,254	-	25,296	-	-	-
GRP 574	POLYACETALS, OTHER POLYETHERS AND EPOXIDE RESINS, IN PRIMARY FORMS	332,801	-	9,960,873	-	-	-
GRP 575	OTHER PLASTICS, IN PRIMARY FORMS	14,324,353	-	59,758,172	-	488,884	-
GRP 581	TUBES, PIPES AND HOSES OF PLASTICS	-	-	6,815,216	-	-	-
GRP 582	PLATES, SHEETS, FILM, COIL AND STRIP OF PLASTICS	4,476,480	-	49,351,694	-	4,078,080	-
GRP 583	MONOFILAMENT, RODS, STICKS AND PROFILE SHAPES, OF PLASTICS	-	-	205,834	-	-	-
GRP 591	DISINFECTANTS, INSECTICIDES, FUNGICIDES, WEED KILLERS, ANTI-SPROUTING PRODUCTS, ETC.	-	-	9,521,670	-	-	-
GRP 592	STARCHES, INULIN AND WHEAT GLUTEN; ALBUMINOIDAL SUBSTANCES; GLUES	98,549	-	3,238,668	-	-	-
GRP 593	EXPLOSIVES AND PYROTECHNIC PRODUCTS	-	-	4,477,370	-	-	-
GRP 597	PREPARED ADDITIVES FOR MINERAL OILS; LUBRICATING PREPARATIONS	-	-	1,023,877	-	-	-
GRP 598	MISCELLANEOUS CHEMICAL PRODUCTS, N.E.S.	6,302,774	-	1,705,154,116	-	1,394,104	-
GRP 621	MATERIALS OF RUBBER	-	-	1,397,250	-	-	-

SARAWAK

JADUAL 20 (SAMB) : NILAI EKSPORT, IMPORT DAN EKSPORT SEMULA MENGIKUT KUMPULAN, BAHAGIAN DAN SEKSYEN BAGI SETIAP NEGARA
 TABLE 20 (CONT'D) : VALUE OF EXPORTS, IMPORTS AND RE-EXPORTS BY GROUPS, DIVISIONS AND SECTIONS FOR EACH COUNTRY

GROUP / DIV / SECT	COUNTRY OF DESTINATION / ORIGIN	EXPORTS & RE-EXPORTS RM F.O.B.		IMPORTS RM C.I.F.		RE-EXPORTS RM F.O.B.	
		JAN - DIS	2020	JAN - DIS	2020	JAN - DIS	2020
GRP 625	RUBBER TYRES, INTERCHANGEABLE TYRE TREADS, INNER TUBES AND TYRE FLABS	-	-	144,338,660	-	-	-
GRP 629	ARTICLES OF RUBBER, N.E.S	-	-	7,676,153	-	-	-
GRP 634	VENEERS, PLYWOOD, PARTICLE BOARD, AND OTHER WOOD, WORKED, N.E.S.	10,579,929	-	9,558,911	-	-	-
GRP 635	WOOD MANUFACTURES, N.E.S.	-	-	6,025,279	-	-	-
GRP 641	PAPER AND PAPERBOARD	-	-	15,909,869	-	-	-
GRP 642	PAPER AND PAPERBOARD, CUT TO SIZE OR SHAPE, AND ARTICLES OF PAPER OR PAPERBOARD	10,096,084	-	21,750,012	-	-	-
GRP 651	TEXTILE YARN	-	-	2,232,818	-	-	-
GRP 652	COTTON FABRICS, WOVEN (NOT INCLUDING NARROW OR SPECIAL FABRICS)	-	-	3,174,304	-	-	-
GRP 653	FABRICS, WOVEN, OF MAN-MADE TEXTILE MATERIALS (NOT INCLUDING NARROW OR SPECIAL FABRICS)	-	-	3,401,988	-	-	-
GRP 654	TEXTILE FABRICS, WOVEN	-	-	181,332	-	-	-
GRP 655	KNITTED OR CROCHETED FABRICS (INCLUDING TUBULAR KNIT, PILE AND OPEN-WORK FABRICS)	-	-	66,555	-	-	-
GRP 656	TULLES, LACE, EMBROIDERY, RIBBONS, TRIMMINGS AND OTHER SMALL WARES	-	-	12,613,015	-	-	-
GRP 657	SPECIAL YARNS, TEXTILE FABRICS AND RELATED PRODUCTS	-	-	5,810,509	-	-	-
GRP 658	MADE-UP ARTICLES, WHOLLY OR CHIEFLY OF TEXTILE MATERIALS, N.E.S.	153,839	-	60,595,933	-	153,839	-
GRP 659	FLOOR COVERINGS, ETC.	-	-	5,031,142	-	-	-
GRP 661	LIME, CEMENT, AND FABRICATED CONSTRUCTION MATERIALS (EXCEPT GLASS AND CLAY MATERIALS)	61,136	-	11,904,239	-	61,136	-
GRP 662	CLAY CONSTRUCTION MATERIALS AND REFRACTORY CONSTRUCTION MATERIALS	-	-	45,012,363	-	-	-
GRP 663	MINERAL MANUFACTURES, N.E.S.	1,230,691	-	12,854,655	-	1,230,691	-
GRP 664	GLASS	-	-	47,212,042	-	-	-
GRP 665	GLASSWARE	-	-	4,185,166	-	-	-
GRP 666	POTTERY	-	-	1,601,763	-	-	-
GRP 671	PIG IRON, SPIEGELEISEN, SPONGE IRON, IRON OR STEEL GRANULES AND POWDERS AND FERRO-ALLOYS	856,225	-	4,745,704	-	-	-
GRP 673	FLAT-ROLLED PRODUCTS, OF IRON OR NON-ALLOY STEEL, NOT CLAD, PLATED OR COATED	-	-	6,883,924	-	-	-
GRP 674	FLAT-ROLLED PRODUCTS, OF IRON OR NON-ALLOY STEEL, CLAD, PLATED OR COATED	-	-	7,716,165	-	-	-
GRP 675	FLAT-ROLLED PRODUCTS OF ALLOY STEEL	-	-	13,713,484	-	-	-
GRP 676	IRON AND STEEL BARS, RODS, ANGLES, SHAPES AND SECTIONS (INCLUDING SHEET PILING)	-	-	18,495,120	-	-	-
GRP 677	RAILS AND RAILWAY TRACK CONSTRUCTION MATERIAL, OF IRON OR STEEL	-	-	805,610	-	-	-
GRP 678	WIRE OF IRON OR STEEL	-	-	9,047,935	-	-	-
GRP 679	TUBES, PIPES AND HOLLOW PROFILES, AND TUBES OR PIPE FITTINGS, OF IRON OR STEEL	64,000	-	30,457,260	-	64,000	-
GRP 682	COPPER (INCLUDING ALLOYS)	202,350,809	-	24,704,403	-	11,249,844	-
GRP 683	NICKEL (INCLUDING ALLOYS)	-	-	118,529	-	-	-
GRP 684	ALUMINIUM (INCLUDING ALLOYS)	462,561,798	-	14,485,379	-	-	-
GRP 685	LEAD (INCLUDING ALLOYS)	393,243	-	-	-	393,243	-
GRP 686	ZINC (INCLUDING ALLOYS)	-	-	2,727,512	-	-	-
GRP 689	MISCELLANEOUS NON-FERROUS BASE METALS EMPLOYED IN METALLURGY AND CERMETS	-	-	10,740,011	-	-	-
GRP 691	STRUCTURES AND PARTS OF STRUCTURES, N.E.S., OF IRON, STEEL OR ALUMINIUM	79,568	-	47,827,575	-	79,568	-
GRP 692	METAL CONTAINERS FOR STORAGE OR TRANSPORT	-	-	180,361	-	-	-
GRP 693	WIRE PRODUCTS (EXCLUDING INSULATED ELECTRICAL WIRING) AND FENCING GRILLS	47,355	-	1,877,287	-	47,355	-
GRP 694	NAILS, SCREWS, NUTS, BOLTS, RIVETS AND THE LIKE, OF IRON, STEEL, COPPER OR ALUMINIUM	-	-	8,781,429	-	-	-
GRP 695	TOOLS FOR USE IN THE HAND OR IN MACHINES	183,674	-	16,753,226	-	183,674	-
GRP 696	CUTLERY	-	-	1,003,492	-	-	-
GRP 697	HOUSEHOLD EQUIPMENT OF BASE METAL, N.E.S.	-	-	13,213,178	-	-	-
GRP 699	MANUFACTURES OF BASE METAL, N.E.S.	494,807,356	-	274,464,683	-	2,222,333	-
GRP 711	STEAM OR OTHER VAPOUR GENERATING BOILERS, SUPERHEATED WATER BOILERS, AND AUXILIARY PLANT FOR USE THEREWITH; AND PARTS THEREOF	-	-	1,100,445	-	-	-
GRP 712	STEAM TURBINES AND OTHER VAPOUR TURBINES, AND PARTS THEREOF, N.E.S.	-	-	2,499,606	-	-	-
GRP 713	INTERNAL COMBUSTION PISTON ENGINES, AND PARTS THEREOF, N.E.S.	-	-	8,218,811	-	-	-

SARAWAK

JADUAL 20 (SAMB) : NILAI EKSPORT, IMPORT DAN EKSPORT SEMULA MENGIKUT KUMPULAN, BAHAGIAN DAN SEKSYEN BAGI SETIAP NEGARA
 TABLE 20 (CONT'D) : VALUE OF EXPORTS, IMPORTS AND RE-EXPORTS BY GROUPS, DIVISIONS AND SECTIONS FOR EACH COUNTRY

GROUP / DIV / SECT	COUNTRY OF DESTINATION / ORIGIN	EXPORTS & RE-EXPORTS RM F.O.B.		IMPORTS RM C.I.F.		RE-EXPORTS RM F.O.B.	
		JAN - DIS	2020	JAN - DIS	2020	JAN - DIS	2020
GRP 714	ENGINES AND MOTORS, NON-ELECTRIC, AND PARTS, N.E.S.	-	-	1,903,400	-	-	-
GRP 716	ROTATING ELECTRIC PLANT AND PARTS THEREOF, N.E.S.	81,698	-	31,693,004	-	81,698	-
GRP 718	OTHER POWER GENERATING MACHINERY AND PARTS THEREOF, N.E.S.	-	-	1,675,396	-	-	-
GRP 721	AGRICULTURAL MACHINERY (EXCLUDING TRACTORS) AND PARTS THEREOF	-	-	5,739,594	-	-	-
GRP 722	TRACTORS, WHETHER OR NOT FITTED WITH POWER TAKE OFFS, WINCHES OR PULLEYS	-	-	1,139,967	-	-	-
GRP 723	CIVIL ENGINEERING AND CONTRACTORS' PLANT AND EQUIPMENT	920,944	-	85,837,592	-	920,944	-
GRP 724	TEXTILE AND LEATHER MACHINERY, AND PARTS THEREOF, N.E.S.	-	-	3,313,664	-	-	-
GRP 725	PAPER MILL AND PULP MILL MACHINERY, PAPER CUTTING MACHINES AND OTHER MACHINERY FOR THE MANUFACTURE OF PAPER ARTICLES; PARTS THEREOF	-	-	7,213,130	-	-	-
GRP 726	PRINTING AND BOOKBINDING MACHINERY, AND PARTS THEREOF	975,546	-	7,214,396	-	975,546	-
GRP 727	FOOD-PROCESSING MACHINES (EXCLUDING DOMESTIC)	-	-	5,093,215	-	-	-
GRP 728	OTHER MACHINERY AND EQUIPMENT SPECIALIZED FOR PARTICULAR INDUSTRIES, AND PARTS THEREOF, N.E.S.	937,541	-	220,004,244	-	937,541	-
GRP 731	MACHINE-TOOLS WORKING BY REMOVING METAL OR OTHER MATERIAL	131,422	-	10,346,627	-	131,422	-
GRP 733	MACHINE-TOOLS FOR WORKING METAL, SINTERED METAL CARBIDES OF CERMETS, WITHOUT REMOVING MATERIAL	-	-	4,820,830	-	-	-
GRP 735	PARTS, NES AND ACCESSORIES FOR USE WITH MACHINES FALLING WITHIN HEADING 731 AND 733	5,127	-	1,464,815	-	5,127	-
GRP 737	METALWORKING MACHINERY (OTHER THAN MACHINE- TOOLS), AND PARTS THEROF, N.E.S.	-	-	37,640,824	-	-	-
GRP 741	HEATING AND COOLING EQUIPMENT AND PARTS THEREOF, N.E.S.	169,225	-	957,349,930	-	169,225	-
GRP 742	PUMPS FOR LIQUIDS, LIQUID ELEVATORS AND PARTS	933,287	-	22,620,561	-	933,287	-
GRP 743	PUMPS (OTHER THAN PUMPS FOR LIQUIDS) AND COMPRESSORS AND FANS; CENTRIFUGES; FILTERING OR PURIFYING APPARATUS; AND PARTS THEREOF	23,531	-	69,735,772	-	23,531	-
GRP 744	MECHANICAL HANDLING EQUIPMENT, AND PARTS THEREOF, N.E.S.	794,327	-	56,016,572	-	755,559	-
GRP 745	OTHER NON-ELECTRICAL MACHINERY, TOOLS AND MECHANICAL APPARATUS, AND PARTS THEREOF, N.E.S.	32,924	-	61,021,941	-	32,924	-
GRP 746	BALL OR ROLLER BEARINGS	6,639	-	3,853,902	-	6,639	-
GRP 747	TAPS, COCKS, VALVES AND SIMILAR APPLIANCE	16,169	-	28,215,179	-	16,169	-
GRP 748	TRANSMISSION SHAFTS AND CRANKS; BEARING HOUSINGS AND PARTS THEREOF	112,034	-	12,507,825	-	112,034	-
GRP 749	NON-ELECTRIC PARTS AND ACCESSORIES OF MACHINERY, N.E.S.	15,863	-	8,385,617	-	15,863	-
GRP 751	OFFICE MACHINES	-	-	23,615,592	-	-	-
GRP 752	AUTOMATIC DATA PROCESSING MACHINES AND UNITS THEREOF	108,607	-	14,241,496	-	108,607	-
GRP 759	PARTS AND ACCESSORIES FOR USE WITHIN GROUPS 751 AND 752	-	-	487,552	-	-	-
GRP 761	TELEVISION RECEIVERS WITH RADIO-BROADCAST RECEIVERS, SOUND RECORDERS OR REPRODUCERS	-	-	3,096,013	-	-	-
GRP 762	RADIO-BROADCAST RECEIVERS WITH SOUND RECORDERS OR REPRODUCERS	-	-	625,595	-	-	-
GRP 763	SOUND RECORDERS OR REPRODUCERS; TELEVISION IMAGE AND SOUND RECORDERS OR REPRODUCERS; PREPARED UNRECORDED MEDIA	-	-	2,193,318	-	-	-
GRP 764	TELECOMMUNICATIONS EQUIPMENTS, N.E.S.; THEIR PARTS, AND ACCESSORIES USED IN DIVISION 76	-	-	12,113,918	-	-	-
GRP 771	ELECTRIC POWER MACHINERY (OTHER THAN ROTATING ELECTRIC PLANT), AND PARTS THEREOF	-	-	55,873,147	-	-	-
GRP 772	ELECTRICAL APPARATUS, RESISTOR, SWITCHBOARD AND CONTROL PANELS N.E.S., AND PARTS N.E.S.	252,020	-	69,485,653	-	233,737	-
GRP 773	EQUIPMENT FOR DISTRIBUTING ELECTRICITY, N.E.S.	69,327	-	14,962,281	-	69,327	-
GRP 774	ELECTRO-DIAGNOSTIC APPARATUS FOR MEDICAL, SURGICAL, DENTAL OR VETERINARY SCIENCES AND RADIOLOGICAL APPARATUS	-	-	3,810,666	-	-	-
GRP 775	HOUSEHOLD TYPE, ELECTRICAL AND NON-ELECTRICAL EQUIPMENT, N.E.S.	-	-	58,642,014	-	-	-
GRP 776	THERMIONIC VALVES AND TUBES; PHOTOCELLS; ETC., AND PARTS THEREOF, N.E.S.	107,010,977	-	6,921,734	-	223,207	-
GRP 778	ELECTRICAL MACHINERY AND APPARATUS, N.E.S.	586,775,778	-	39,340,917	-	610,581	-
GRP 781	MOTOR CARS AND OTHER MOTOR VEHICLES FOR THE TRANSPORT OF PERSONS	-	-	666,545	-	-	-

SARAWAK

JADUAL 20 (SAMB) : NILAI EKSPORT, IMPORT DAN EKSPORT SEMULA MENGIKUT KUMPULAN, BAHAGIAN DAN SEKSYEN BAGI SETIAP NEGARA
 TABLE 20 (CONT'D) : VALUE OF EXPORTS, IMPORTS AND RE-EXPORTS BY GROUPS, DIVISIONS AND SECTIONS FOR EACH COUNTRY

GROUP / DIV / SECT	COUNTRY OF DESTINATION / ORIGIN	EXPORTS & RE-EXPORTS RM F.O.B.		IMPORTS RM C.I.F.		RE-EXPORTS RM F.O.B.	
		JAN - DIS	2020	JAN - DIS	2020	JAN - DIS	2020
GRP 782	MOTOR VEHICLES FOR THE TRANSPORT OF GOODS AND SPECIAL PURPOSE MOTOR VEHICLES	-	-	30,855,902	-	-	-
GRP 783	ROAD MOTOR VEHICLES, N.E.S	-	-	11,020,989	-	-	-
GRP 784	PARTS AND ACCESSORIES, OF THE MOTOR VEHICLES FALLING WITHIN HEADING 722, 781, 782 OR 783	-	-	19,901,064	-	-	-
GRP 785	MOTORCYCLES, AND CYCLES, MOTORIZED AND NON-MOTORIZED; INVALID CARRIAGES	-	-	10,427,223	-	-	-
GRP 786	TRAILERS AND SEMI-TRAILERS; OTHER VEHICLES, NOT MECHANICALLY PROPELLED; SPECIALLY DESIGNED AND EQUIPPED TRANSPORT CONTAINERS	-	-	8,732,426	-	-	-
GRP 791	RAILWAY VEHICLES (INCLUDING HOVERTRAINS) AND ASSOCIATED EQUIPMENT	-	-	24,291	-	-	-
GRP 792	AIRCRAFT AND ASSOCIATED EQUIPMENT, SPACECRAFTS AND SPACECRAFT LAUNCH VEHICLES AND PARTS	65,896	-	126,639	-	65,896	-
GRP 793	SHIPS, BOATS (INCLUDING HOVERCRAFT) AND FLOATING STRUCTURES	-	-	5,967,083	-	-	-
GRP 811	PREFABRICATED BUILDINGS	-	-	7,869,566	-	-	-
GRP 812	SANITARY, PLUMBING AND HEATING FIXTURES AND FITTINGS, N.E.S.	-	-	2,912,931	-	-	-
GRP 813	LIGHTING FIXTURES AND FITTINGS, N.E.S.	-	-	12,061,948	-	-	-
GRP 821	FURNITURE AND PARTS THEREOF	-	-	27,420,818	-	-	-
GRP 831	TRAVEL GOODS, HANDBAGS AND SIMILAR CONTAINERS	-	-	15,068,700	-	-	-
GRP 841	MEN'S OR BOYS' COATS, CAPES, JACKETS, SUITS, BLAZERS, TROUSERS, UNDERWEAR, ETC., OF TEXTILE FABRICS, NOT KNITTED OR CROCHETED	-	-	16,425,131	-	-	-
GRP 842	WOMEN'S AND GIRLS' COATS, CAPES, JACKETS, SUITS, BLAZERS, TROUSERS, SHORTS AND SIMILAR ARTICLES OF TEXTILE FABRICS, NOT KNITTED OR CROCHETED	-	-	9,424,281	-	-	-
GRP 843	MEN'S OR BOYS' COATS, CAPES, JACKETS, SUITS, BLAZERS, TROUSERS, SHORTS AND SIMILAR ARTICLES OF TEXTILE FABRICS, KNITTED OR CROCHETED	-	-	466,565	-	-	-
GRP 844	WOMEN'S AND GIRLS' COATS, CAPES, JACKETS, SUITS, BLAZERS, TROUSERS, SHORTS AND SIMILAR ARTICLES OF TEXTILE FABRICS, KNITTED OR CROCHETED	-	-	322,501	-	-	-
GRP 845	ARTICLES OF APPAREL, OF TEXTILE FABRICS, WHETHER OR NOT KNITTED OR CROCHETED, N.E.S.	38,615	-	55,158,373	-	38,615	-
GRP 846	CLOTHING ACCESSORIES, OF TEXTILE FABRICS, WHETHER OR NOT KNITTED OR CROCHETED	-	-	2,189,170	-	-	-
GRP 848	ARTICLES OF APPAREL AND CLOTHING ACCESSORIES OF OTHER THAN TEXTILE FABRICS, HEADGEAR OF ALL MATERIALS	35,100	-	4,029,612	-	35,100	-
GRP 851	FOOTWEAR	-	-	29,394,962	-	-	-
GRP 871	OPTICAL INSTRUMENTS AND APPARATUS, N.E.S.	-	-	319,245	-	-	-
GRP 872	MEDICAL INSTRUMENTS AND APPLIANCES, N.E.S.	160,049	-	5,917,292	-	160,049	-
GRP 873	METERS AND COUNTERS, N.E.S.	-	-	990,434	-	-	-
GRP 874	MEASURING, CHECKING, ANALYSING AND CONTROLLING INSTRUMENTS AND APPARATUS N.E.S.	136,344	-	11,695,398	-	136,344	-
GRP 881	PHOTOGRAPHIC APPARATUS AND EQUIPMENT, N.E.S.	-	-	70,733	-	-	-
GRP 882	PHOTOGRAPHIC AND CINEMATOGRAPHIC SUPPLIES	-	-	16,419	-	-	-
GRP 884	OPTICAL GOODS, N.E.S.	-	-	1,634,414	-	-	-
GRP 885	WATCHES AND CLOCKS	2,000	-	524,552	-	2,000	-
GRP 892	PRINTED MATTER	3,103	-	5,551,051	-	-	-
GRP 893	ARTICLES, NES OF PLASTICS	2,334	-	53,521,695	-	2,334	-
GRP 894	BABY CARRIAGES, TOYS, GAMES AND SPORTING GOODS	-	-	49,783,061	-	-	-
GRP 895	OFFICE AND STATIONARY SUPPLIES, N.E.S.	-	-	1,062,054	-	-	-
GRP 896	WORKS OF ART, COLLECTORS' PIECES AND ANTIQUES	-	-	1,259,161	-	-	-
GRP 897	JEWELLERY, GOLDSMITHS' AND SILVERSMITHS' WARES AND OTHER ARTICLES OF PRECIOUS OR SEMI-PRECIOUS MATERIALS, N.E.S.	-	-	805,836	-	-	-
GRP 898	MUSICAL INSTRUMENTS AND PARTS AND ACCESSORIES THEREOF	-	-	169,459	-	-	-
GRP 899	MISCELLANEOUS MANUFACTURED ARTICLES, N.E.S.	-	-	7,448,135	-	-	-
GRP 931	SPECIAL TRANSACTIONS AND COMMODITIES	298,861	-	15,522,979	-	75,645	-
DIV 01	MEAT AND MEAT PREPARATIONS	101,381	-	1,872,153	-	101,381	-
DIV 02	DAIRY PRODUCT AND BIRDS EGGS	-	-	340,297	-	-	-
DIV 03	FISH, CRUSTACEANS AND MOLLUSCS, AND PREPARATIONS THEREOF	51,658,976	-	78,918,191	-	71,920	-
DIV 04	CEREALS AND CEREAL PREPARATIONS	5,560	-	26,613,676	-	-	-
DIV 05	VEGETABLES AND FRUITS	-	-	238,159,700	-	-	-

SARAWAK

JADUAL 20 (SAMB) : NILAI EKSPORT, IMPORT DAN EKSPORT SEMULA MENGIKUT KUMPULAN, BAHAGIAN DAN SEKSYEN BAGI SETIAP NEGARA
TABLE 20 (CONT'D) : VALUE OF EXPORTS, IMPORTS AND RE-EXPORTS BY GROUPS, DIVISIONS AND SECTIONS FOR EACH COUNTRY

GROUP / DIV / SECT	COUNTRY OF DESTINATION / ORIGIN	EXPORTS & RE-EXPORTS RM F.O.B.		IMPORTS RM C.I.F.		RE-EXPORTS RM F.O.B.	
		JAN - DIS	2020	JAN - DIS	2020	JAN - DIS	2020
DIV 06	SUGARS, SUGAR PREPARATIONS AND HONEY	-	-	3,275,975	-	-	-
DIV 07	COFFEE, TEA, COCOA, SPICES, AND MANUFACTURES THEREOF	19,413,433	-	30,534,462	-	349,201	-
DIV 08	FEEDING STUFF FOR ANIMALS (NOT INCLUDING UNMILLED CEREALS)	25,047,859	-	20,573,206	-	-	-
DIV 09	MISCELLANEOUS EDIBLE PRODUCTS AND PREPARATIONS	8,348,106	-	32,394,785	-	-	-
DIV 11	BEVERAGES	75,678	-	653,154	-	1,961	-
DIV 12	TOBACCO AND TOBACCO MANUFACTURES THEREOF	90	-	-	-	90	-
DIV 22	OIL SEEDS AND OLEAGINOUS FRUITS	-	-	11,658,861	-	-	-
DIV 23	CRUDE RUBBER (INCLUDING SYNTHETIC AND RECLAIMED)	126,320,591	-	274,113	-	-	-
DIV 24	CORK AND WOOD	143,220,477	-	379,163	-	-	-
DIV 26	TEXTILE FIBRES(OTHER THAN WOOL TOPS) AND THEIR WASTES (NOT MANUFACTURED INTO YARN OR FABRICS)	30,331	-	1,020,524	-	-	-
DIV 27	CRUDE FERTILIZERS AND CRUDE MINERALS (EXCLUDING COAL, PETROLEUM AND PRECIOUS STONES)	-	-	143,134,484	-	-	-
DIV 28	METALLIFEROUS ORES AND METAL SCRAP	223,675	-	10,942,288	-	-	-
DIV 29	CRUDE ANIMAL AND VEGETABLE MATERIALS, N.E.S.	638,348	-	12,746,700	-	86,603	-
DIV 32	COAL, COKE AND BRIQUETTES	-	-	391,179,720	-	-	-
DIV 33	PETROLEUM, PETROLEUM PRODUCTS AND RELATED MATERIALS	340,160,649	-	8,844,288	-	-	-
DIV 34	GAS, NATURAL AND MANUFACTURED	6,646,914,784	-	66,370	-	-	-
DIV 42	FIXED VEGETABLE OILS AND FATS, CRUDE, REFINED OR FRACTIONATED	2,586,075,736	-	30,529	-	-	-
DIV 43	ANIMAL OR VEGETABLE OILS AND FATS, PROCESSED, AND WAXES OF ANIMAL OR VEGETABLE ORIGIN	1,020,276,951	-	389,098	-	-	-
DIV 51	ORGANIC CHEMICALS	37,571,518	-	88,646,629	-	-	-
DIV 52	INORGANIC CHEMICALS	856,574,921	-	314,694,633	-	121,866	-
DIV 53	DYEING, TANNING AND COLOURING MATERIALS	41,342	-	15,050,097	-	41,342	-
DIV 54	MEDICINAL AND PHARMACEUTICAL PRODUCTS	67,447	-	2,647,173	-	-	-
DIV 55	ESSENTIAL OILS AND RESINOIDS AND PERFUME MATERIALS; TOILET, POLISHING AND CLEANSING PREPARATIONS	-	-	17,750,554	-	-	-
DIV 56	FERTILIZERS, MANUFACTURED	574,657	-	99,337,890	-	-	-
DIV 57	PLASTICS IN PRIMARY FORMS	20,964,932	-	69,744,341	-	670,332	-
DIV 58	PLASTICS IN NON-PRIMARY FORMS	4,476,480	-	56,372,744	-	4,078,080	-
DIV 59	CHEMICAL MATERIALS AND PRODUCTS, N.E.S.	6,401,323	-	1,723,415,701	-	1,394,104	-
DIV 62	RUBBER MANUFACTURES, N.E.S.	-	-	153,412,063	-	-	-
DIV 63	CORK AND WOOD MANUFACTURES (EXCLUDING FURNITURE)	10,579,929	-	15,584,190	-	-	-
DIV 64	PAPER, PAPERBOARD, AND ARTICLES OF PAPER PULP, OF PAPER OR PAPERBOARD	10,096,084	-	37,659,881	-	-	-
DIV 65	TEXTILE YARN, FABRICS, MADE-UP ARICLES, N.E.S. AND RELATED PRODUCTS	153,839	-	93,107,596	-	153,839	-
DIV 66	NON-METALLIC MINERAL MANUFACTURES N.E.S.	1,291,827	-	122,770,228	-	1,291,827	-
DIV 67	IRON AND STEEL	920,225	-	91,865,202	-	64,000	-
DIV 68	NON-FERROUS METALS	665,305,850	-	52,775,834	-	11,643,087	-
DIV 69	MANUFACTURES OF METAL, N.E.S.	495,117,953	-	364,101,231	-	2,532,930	-
DIV 71	POWER GENERATING MACHINERY AND EQUIPMENT	81,698	-	47,090,662	-	81,698	-
DIV 72	MACHINERY SPECIALIZED FOR PARTICULAR INDUSTRIES	2,834,031	-	335,555,802	-	2,834,031	-
DIV 73	METALWORKING MACHINERY	136,549	-	54,273,096	-	136,549	-
DIV 74	GENERAL INDUSTRIAL MACHINERY AND EQUIPMENT, N.E.S. AND MACHINE PARTS, N.E.S.	2,103,999	-	1,219,707,299	-	2,065,231	-
DIV 75	OFFICE MACHINES AND AUTOMATIC DATA PROCESSING EQUIPMENT	108,607	-	38,344,640	-	108,607	-
DIV 76	TELECOMMUNICATIONS AND SOUND RECORDING AND REPRODUCING APPARATUS AND EQUIPMENT	-	-	18,028,844	-	-	-
DIV 77	ELECTRICAL MACHINERY, APPARATUS AND APPLIANCES, N.E.S. AND ELECTRICAL PARTS THEREOF	694,108,102	-	249,036,412	-	1,136,852	-
DIV 78	ROAD VEHICLES (INCLUDING AIR - CUSHION VEHICLES)	-	-	81,604,149	-	-	-
DIV 79	OTHERS TRANSPORT EQUIPMENT	65,896	-	6,118,013	-	65,896	-
DIV 81	PREFABRICATED BUILDINGS, SANITARY, PLUMBING, HEATING AND LIGHTING FIXTURES AND FITTINGS, N.E.S.	-	-	22,844,445	-	-	-
DIV 82	FURNITURE AND PARTS THEREOF	-	-	27,420,818	-	-	-
DIV 83	TRAVEL GOODS, HANDBAGS AND SIMILAR CONTAINERS	-	-	15,068,700	-	-	-
DIV 84	ARTICLES OF APPAREL AND CLOTHING ACCESSORIES	73,715	-	88,015,633	-	73,715	-
DIV 85	FOOTWEAR	-	-	29,394,962	-	-	-
DIV 87	PROFESSIONAL, SCIENTIFIC AND CONTROLLING INSTRUMENTS AND APPARATUS, N.E.S.	296,393	-	18,922,369	-	296,393	-
DIV 88	PHOTOGRAPHIC APPARATUS, EQUIPMENT AND SUPPLIED AND OPTICAL GOODS, N.E.S., WATCHES AND CLOCKS	2,000	-	2,246,118	-	2,000	-

SARAWAK

JADUAL 20 (SAMB) : NILAI EKSPORT, IMPORT DAN EKSPORT SEMULA MENGIKUT KUMPULAN, BAHAGIAN DAN SEKSYEN BAGI SETIAP NEGARA
 TABLE 20 (CONT'D) : VALUE OF EXPORTS, IMPORTS AND RE-EXPORTS BY GROUPS, DIVISIONS AND SECTIONS FOR EACH COUNTRY

GROUP / DIV / SECT	COUNTRY OF DESTINATION / ORIGIN	EXPORTS & RE-EXPORTS RM F.O.B.		IMPORTS RM C.I.F.		RE-EXPORTS RM F.O.B.	
		JAN - DIS	2020	JAN - DIS	2020	JAN - DIS	2020
DIV 89	MISCELLANEOUS MANUFACTURED ARTICLES, N.E.S.	5,437		119,600,452		2,334	
DIV 93	SPECIAL TRANSACTIONS AND COMMODITIES	298,861		15,522,979		75,645	
SECT 0	FOOD	104,575,315		432,682,445		522,502	
SECT 1	BEVERAGES AND TOBACCO	75,768		653,154		2,051	
SECT 2	CRUDE MATERIALS, INEDIBLE	270,433,422		180,156,133		86,603	
SECT 3	MINERAL FUELS, LUBRICANTS, ETC.	6,987,075,433		400,090,378		-	
SECT 4	ANIMAL AND VEGETABLE OILS AND FATS	3,606,352,687		419,627		-	
SECT 5	CHEMICALS	926,672,620		2,387,659,762		6,305,724	
SECT 6	MANUFACTURED GOODS	1,183,465,707		931,276,225		15,685,683	
SECT 7	MACHINERY & TRANSPORT EQUIPMENT	699,438,882		2,049,758,917		6,428,864	
SECT 8	MISCELLANEOUS MANUFACTURED ARTICLES	377,545		323,513,497		374,442	
SECT 9	MISCELLANEOUS TRANSACTIONS AND COMMODITIES	298,861		15,522,979		75,645	
	TOTAL - CHINA, PEOPLE'S REPUBLIC OF	13,778,766,240		6,721,733,117		29,481,514	
***	CHRISTMAS ISLAND (IND.OCEAN)						
GRP 562	FERTILIZERS, MANUFACTURED	-		28,056,578		-	
DIV 56	FERTILIZERS, MANUFACTURED	-		28,056,578		-	
SECT 5	CHEMICALS	-		28,056,578		-	
	TOTAL - CHRISTMAS ISLAND (IND.OCEAN)	-		28,056,578		-	
***	COLOMBIA						
GRP 057	FRUITS AND NUTS (NOT INCLUDING OIL NUTS), FRESH OR DRIED	-		3,508		-	
GRP 248	WOOD, SIMPLY WORKED, AND RAILWAY SLEEPERS OF WOOD	26,818		-		-	
GRP 321	COAL, WHETHER OR NOT PULVERIZED, BUT NOT AGGLOMERATED	-		44,109,441		-	
GRP 325	COKE AND SEMI-COKE OF COAL, LIGNITE OR PEAT; RETORT CARBON	-		21,593,210		-	
GRP 335	RESIDUAL PETROLEUM PRODUCTS, N.E.S. AND RELATED MATERIALS	1,778,119		-		-	
GRP 727	FOOD-PROCESSING MACHINES (EXCLUDING DOMESTIC)	-		2,033		-	
GRP 931	SPECIAL TRANSACTIONS AND COMMODITIES	-		2,446		-	
DIV 05	VEGETABLES AND FRUITS	-		3,508		-	
DIV 24	CORK AND WOOD	26,818		-		-	
DIV 32	COAL, COKE AND BRIQUETTES	-		65,702,651		-	
DIV 33	PETROLEUM, PETROLEUM PRODUCTS AND RELATED MATERIALS	1,778,119		-		-	
DIV 72	MACHINERY SPECIALIZED FOR PARTICULAR INDUSTRIES	-		2,033		-	
DIV 93	SPECIAL TRANSACTIONS AND COMMODITIES	-		2,446		-	
SECT 0	FOOD	-		3,508		-	
SECT 2	CRUDE MATERIALS, INEDIBLE	26,818		-		-	
SECT 3	MINERAL FUELS, LUBRICANTS, ETC.	1,778,119		65,702,651		-	
SECT 7	MACHINERY & TRANSPORT EQUIPMENT	-		2,033		-	
SECT 9	MISCELLANEOUS TRANSACTIONS AND COMMODITIES	-		2,446		-	
	TOTAL - COLOMBIA	1,804,937		65,710,638		-	
***	CONGO						
GRP 017	MEAT AND EDIBLE MEAT OFFAL, PREPARED OR PRESERVED, N.E.S.	4,277		-		4,277	
GRP 037	FISH, CRUSTACEANS AND MOLLUSCS PREPARED OR PRESERVED, N.E.S.	4,242		-		4,242	
GRP 046	MEAL AND FLOUR OF WHEAT AND FLOUR OF MESLIN	265,629		-		265,629	
GRP 098	EDIBLE PRODUCTS AND PREPARATIONS, N.E.S.	163,903		-		163,903	
GRP 334	PETROLEUM PRODUCTS, REFINED	14,600		-		14,600	
GRP 522	INORGANIC CHEMICAL ELEMENTS, OXIDES AND HALOGEN SALTS	28,125		-		-	
GRP 533	PIGMENTS, PAINTS, VARNISHES AND RELATED MATERIALS	11,141		-		11,141	
GRP 581	TUBES, PIPES AND HOSES OF PLASTICS	84,948		-		84,948	
GRP 582	PLATES, SHEETS, FILM, COIL AND STRIP OF PLASTICS	27,046		-		27,046	

SARAWAK

JADUAL 20 (SAMB) : NILAI EKSPORT, IMPORT DAN EKSPORT SEMULA MENGIKUT KUMPULAN, BAHAGIAN DAN SEKSYEN BAGI SETIAP NEGARA
 TABLE 20 (CONT'D) : VALUE OF EXPORTS, IMPORTS AND RE-EXPORTS BY GROUPS, DIVISIONS AND SECTIONS FOR EACH COUNTRY

GROUP / DIV / SECT	COUNTRY OF DESTINATION / ORIGIN	EXPORTS & RE-EXPORTS RM F.O.B.		IMPORTS RM C.I.F.		RE-EXPORTS RM F.O.B.	
		JAN - DIS	2020	JAN - DIS	2020	JAN - DIS	2020
GRP 592	STARCHES, INULIN AND WHEAT GLUTEN; ALBUMINOIDAL SUBSTANCES; GLUES	514,838		-		514,838	
GRP 598	MISCELLANEOUS CHEMICAL PRODUCTS, N.E.S.	18,839		-		18,839	
GRP 625	RUBBER TYRES, INTERCHANGEABLE TYRE TREADS, INNER TUBES AND TYRE FLABS	3,068,829		-		3,068,829	
GRP 629	ARTICLES OF RUBBER, N.E.S	2,630		-		2,630	
GRP 641	PAPER AND PAPERBOARD	2,700		-		2,700	
GRP 642	PAPER AND PAPERBOARD, CUT TO SIZE OR SHAPE, AND ARTICLES OF PAPER OR PAPERBOARD	3,666		-		3,666	
GRP 662	CLAY CONSTRUCTION MATERIALS AND REFRACTORY CONSTRUCTION MATERIALS	76,224		-		76,224	
GRP 663	MINERAL MANUFACTURES, N.E.S.	6,771		-		6,771	
GRP 673	FLAT-ROLLED PRODUCTS, OF IRON OR NON-ALLOY STEEL, NOT CLAD, PLATED OR COATED	186,151		-		186,151	
GRP 674	FLAT-ROLLED PRODUCTS, OF IRON OR NON-ALLOY STEEL, CLAD, PLATED OR COATED	68,202		-		68,202	
GRP 676	IRON AND STEEL BARS, RODS, ANGLES, SHAPES AND SECTIONS (INCLUDING SHEET PILING)	55,170		-		55,170	
GRP 679	TUBES, PIPES AND HOLLOW PROFILES, AND TUBES OR PIPE FITTINGS, OF IRON OR STEEL	47,136		-		47,136	
GRP 686	ZINC (INCLUDING ALLOYS)	27,514		-		27,514	
GRP 691	STRUCTURES AND PARTS OF STRUCTURES, N.E.S., OF IRON, STEEL OR ALUMINIUM	30,195		-		30,195	
GRP 693	WIRE PRODUCTS (EXCLUDING INSULATED ELECTRICAL WIRING) AND FENCING GRILLS	192,274		-		192,274	
GRP 694	NAILS, SCREWS, NUTS, BOLTS, RIVETS AND THE LIKE, OF IRON, STEEL, COPPER OR ALUMINIUM	351,602		-		351,602	
GRP 695	TOOLS FOR USE IN THE HAND OR IN MACHINES	514,172		-		514,172	
GRP 699	MANUFACTURES OF BASE METAL, N.E.S.	842,406		-		838,371	
GRP 713	INTERNAL COMBUSTION PISTON ENGINES, AND PARTS THEREOF, N.E.S.	394,709		-		394,709	
GRP 716	ROTATING ELECTRIC PLANT AND PARTS THEREOF, N.E.S.	64,138		-		64,138	
GRP 721	AGRICULTURAL MACHINERY (EXCLUDING TRACTORS) AND PARTS THEREOF	37,320		-		37,320	
GRP 723	CIVIL ENGINEERING AND CONTRACTORS' PLANT AND EQUIPMENT	6,651,246		-		6,651,246	
GRP 724	TEXTILE AND LEATHER MACHINERY, AND PARTS THEREOF, N.E.S.	6,070		-		6,070	
GRP 728	OTHER MACHINERY AND EQUIPMENT SPECIALIZED FOR PARTICULAR INDUSTRIES, AND PARTS THEREOF, N.E.S.	404,025		-		404,025	
GRP 735	PARTS, NES AND ACCESSORIES FOR USE WITH MACHINES FALLING WITHIN HEADING 731 AND 733	1,534,684		-		1,534,684	
GRP 737	METALWORKING MACHINERY (OTHER THAN MACHINE- TOOLS), AND PARTS THEROF, N.E.S.	31,512		-		31,512	
GRP 742	PUMPS FOR LIQUIDS, LIQUID ELEVATORS AND PARTS	25,061		-		25,061	
GRP 743	PUMPS (OTHER THAN PUMPS FOR LIQUIDS) AND COMPRESSORS AND FANS; CENTRIFUGES; FILTERING OR PURIFYING APPARATUS; AND PARTS THEREOF	85,834		-		85,834	
GRP 744	MECHANICAL HANDLING EQUIPMENT, AND PARTS THEREOF, N.E.S.	78,758		-		78,758	
GRP 745	OTHER NON-ELECTRICAL MACHINERY, TOOLS AND MECHANICAL APPARATUS, AND PARTS THEREOF, N.E.S.	42,821		-		42,821	
GRP 746	BALL OR ROLLER BEARINGS	43,022		-		43,022	
GRP 747	TAPS, COCKS, VALVES AND SIMILAR APPLIANCE	17,695		-		17,695	
GRP 748	TRANSMISSION SHAFTS AND CRANKS; BEARING HOUSINGS AND PARTS THEREOF	465,193		-		465,193	
GRP 749	NON-ELECTRIC PARTS AND ACCESSORIES OF MACHINERY, N.E.S.	54,013		-		54,013	
GRP 752	AUTOMATIC DATA PROCESSING MACHINES AND UNITS THEREOF	51,415		-		51,415	
GRP 772	ELECTRICAL APPARATUS, RESISTOR, SWITCHBOARD AND CONTROL PANELS N.E.S., AND PARTS N.E.S.	3,525		-		3,525	
GRP 778	ELECTRICAL MACHINERY AND APPARATUS, N.E.S.	4,064		-		4,064	
GRP 784	PARTS AND ACCESSORIES, OF THE MOTOR VEHICLES FALLING WITHIN HEADING 722, 781, 782 OR 783	4,332,300		-		4,175,490	
GRP 785	MOTORCYCLES, AND CYCLES, MOTORIZED AND NON-MOTORIZED; INVALID CARRIAGES	21,890		-		21,890	
GRP 813	LIGHTING FIXTURES AND FITTINGS, N.E.S.	6,100		-		6,100	
GRP 821	FURNITURE AND PARTS THEREOF	12,778		-		3,250	
GRP 841	MEN'S OR BOYS' COATS, CAPES, JACKETS, SUITS, BLAZERS, TROUSERS, UNDERWEAR, ETC., OF TEXTILE FABRICS, NOT KNITTED OR CROCHETED	15,650		-		15,650	

SARAWAK

JADUAL 20 (SAMB) : NILAI EKSPORT, IMPORT DAN EKSPORT SEMULA MENGIKUT KUMPULAN, BAHAGIAN DAN SEKSYEN BAGI SETIAP NEGARA
 TABLE 20 (CONT'D) : VALUE OF EXPORTS, IMPORTS AND RE-EXPORTS BY GROUPS, DIVISIONS AND SECTIONS FOR EACH COUNTRY

GROUP / DIV / SECT	COUNTRY OF DESTINATION / ORIGIN	EXPORTS & RE-EXPORTS RM F.O.B.		IMPORTS RM C.I.F.		RE-EXPORTS RM F.O.B.	
		JAN - DIS	2020	JAN - DIS	2020	JAN - DIS	2020
GRP 848	ARTICLES OF APPAREL AND CLOTHING ACCESSORIES OF OTHER THAN TEXTILE FABRICS, HEADGEAR OF ALL MATERIALS	23,960		-		23,960	
GRP 874	MEASURING, CHECKING, ANALYSING AND CONTROLLING INSTRUMENTS AND APPARATUS N.E.S.	3,438		-		3,438	
GRP 884	OPTICAL GOODS, N.E.S.	3,138		-		3,138	
GRP 892	PRINTED MATTER	23,398		-		2,735	
GRP 893	ARTICLES, NES OF PLASTICS	86,155		-		37,480	
GRP 895	OFFICE AND STATIONARY SUPPLIES, N.E.S.	6,625		-		6,625	
GRP 931	SPECIAL TRANSACTIONS AND COMMODITIES	39,278		-		39,278	
DIV 01	MEAT AND MEAT PREPARATIONS	4,277		-		4,277	
DIV 03	FISH, CRUSTACEANS AND MOLLUSCS, AND PREPARATIONS THEREOF	4,242		-		4,242	
DIV 04	CEREALS AND CEREAL PREPARATIONS	265,629		-		265,629	
DIV 09	MISCELLANEOUS EDIBLE PRODUCTS AND PREPARATIONS	163,903		-		163,903	
DIV 33	PETROLEUM, PETROLEUM PRODUCTS AND RELATED MATERIALS	14,600		-		14,600	
DIV 52	INORGANIC CHEMICALS	28,125		-		-	
DIV 53	DYEING, TANNING AND COLOURING MATERIALS	11,141		-		11,141	
DIV 58	PLASTICS IN NON-PRIMARY FORMS	111,994		-		111,994	
DIV 59	CHEMICAL MATERIALS AND PRODUCTS, N.E.S.	533,677		-		533,677	
DIV 62	RUBBER MANUFACTURES, N.E.S.	3,071,459		-		3,071,459	
DIV 64	PAPER, PAPERBOARD, AND ARTICLES OF PAPER PULP, OF PAPER OR PAPERBOARD	6,366		-		6,366	
DIV 66	NON-METALLIC MINERAL MANUFACTURES N.E.S.	82,995		-		82,995	
DIV 67	IRON AND STEEL	356,659		-		356,659	
DIV 68	NON-FERROUS METALS	27,514		-		27,514	
DIV 69	MANUFACTURES OF METAL, N.E.S.	1,930,649		-		1,926,614	
DIV 71	POWER GENERATING MACHINERY AND EQUIPMENT	458,847		-		458,847	
DIV 72	MACHINERY SPECIALIZED FOR PARTICULAR INDUSTRIES	7,098,661		-		7,098,661	
DIV 73	METALWORKING MACHINERY	1,566,196		-		1,566,196	
DIV 74	GENERAL INDUSTRIAL MACHINERY AND EQUIPMENT, N.E.S. AND MACHINE PARTS, N.E.S.	812,397		-		812,397	
DIV 75	OFFICE MACHINES AND AUTOMATIC DATA PROCESSING EQUIPMENT	51,415		-		51,415	
DIV 77	ELECTRICAL MACHINERY, APPARATUS AND APPLIANCES, N.E.S. AND ELECTRICAL PARTS THEREOF	7,589		-		7,589	
DIV 78	ROAD VEHICLES (INCLUDING AIR - CUSHION VEHICLES)	4,354,190		-		4,197,380	
DIV 81	PREFABRICATED BUILDINGS, SANITARY, PLUMBING, HEATING AND LIGHTING FIXTURES AND FITTINGS, N.E.S.	6,100		-		6,100	
DIV 82	FURNITURE AND PARTS THEREOF	12,778		-		3,250	
DIV 84	ARTICLES OF APPAREL AND CLOTHING ACCESSORIES	39,610		-		39,610	
DIV 87	PROFESSIONAL, SCIENTIFIC AND CONTROLLING INSTRUMENTS AND APPARATUS, N.E.S.	3,438		-		3,438	
DIV 88	PHOTOGRAPHIC APPARATUS, EQUIPMENT AND SUPPLIED AND OPTICAL GOODS, N.E.S., WATCHES AND CLOCKS	3,138		-		3,138	
DIV 89	MISCELLANEOUS MANUFACTURED ARTICLES, N.E.S.	116,178		-		46,840	
DIV 93	SPECIAL TRANSACTIONS AND COMMODITIES	39,278		-		39,278	
SECT 0	FOOD	438,051		-		438,051	
SECT 3	MINERAL FUELS, LUBRICANTS, ETC.	14,600		-		14,600	
SECT 5	CHEMICALS	684,937		-		656,812	
SECT 6	MANUFACTURED GOODS	5,475,642		-		5,471,607	
SECT 7	MACHINERY & TRANSPORT EQUIPMENT	14,349,295		-		14,192,485	
SECT 8	MISCELLANEOUS MANUFACTURED ARTICLES	181,242		-		102,376	
SECT 9	MISCELLANEOUS TRANSACTIONS AND COMMODITIES	39,278		-		39,278	
	TOTAL - CONGO	21,183,045		-		20,915,209	
***	CONGO, THE DEMOCRATIC REPUBLIC						
GRP 931	SPECIAL TRANSACTIONS AND COMMODITIES	-		648		-	
DIV 93	SPECIAL TRANSACTIONS AND COMMODITIES	-		648		-	
SECT 9	MISCELLANEOUS TRANSACTIONS AND COMMODITIES	-		648		-	

SARAWAK

JADUAL 20 (SAMB) : NILAI EKSPORT, IMPORT DAN EKSPORT SEMULA MENGIKUT KUMPULAN, BAHAGIAN DAN SEKSYEN BAGI SETIAP NEGARA
 TABLE 20 (CONT'D) : VALUE OF EXPORTS, IMPORTS AND RE-EXPORTS BY GROUPS, DIVISIONS AND SECTIONS FOR EACH COUNTRY

GROUP / DIV / SECT	COUNTRY OF DESTINATION / ORIGIN	EXPORTS & RE-EXPORTS RM F.O.B.		IMPORTS RM C.I.F.		RE-EXPORTS RM F.O.B.	
		JAN - DIS	2020	JAN - DIS	2020	JAN - DIS	2020
	TOTAL - CONGO, THE DEMOCRATIC REPUBLIC		-		648		-
***	COSTA RICA						
GRP 893	ARTICLES, NES OF PLASTICS		-		4,219		-
GRP 931	SPECIAL TRANSACTIONS AND COMMODITIES		-		1,453		-
DIV 89	MISCELLANEOUS MANUFACTURED ARTICLES, N.E.S.		-		4,219		-
DIV 93	SPECIAL TRANSACTIONS AND COMMODITIES		-		1,453		-
SECT 8	MISCELLANEOUS MANUFACTURED ARTICLES		-		4,219		-
SECT 9	MISCELLANEOUS TRANSACTIONS AND COMMODITIES		-		1,453		-
	TOTAL - COSTA RICA		-		5,672		-
***	CROATIA						
GRP 522	INORGANIC CHEMICAL ELEMENTS, OXIDES AND HALOGEN SALTS	994,757			-		-
GRP 629	ARTICLES OF RUBBER, N.E.S		-		26,432		-
GRP 776	THERMIONIC VALVES AND TUBES; PHOTOCELLS; ETC., AND PARTS THEREOF, N.E.S.		-		4,706		-
DIV 52	INORGANIC CHEMICALS	994,757			-		-
DIV 62	RUBBER MANUFACTURES, N.E.S.		-		26,432		-
DIV 77	ELECTRICAL MACHINERY, APPARATUS AND APPLIANCES, N.E.S. AND ELECTRICAL PARTS THEREOF		-		4,706		-
SECT 5	CHEMICALS	994,757			-		-
SECT 6	MANUFACTURED GOODS		-		26,432		-
SECT 7	MACHINERY & TRANSPORT EQUIPMENT		-		4,706		-
	TOTAL - CROATIA	994,757			31,138		-
***	CUBA						
GRP 091	MARGARINE AND SHORTENING	323,042			-		-
GRP 931	SPECIAL TRANSACTIONS AND COMMODITIES		-		1,123		-
DIV 09	MISCELLANEOUS EDIBLE PRODUCTS AND PREPARATIONS	323,042			-		-
DIV 93	SPECIAL TRANSACTIONS AND COMMODITIES		-		1,123		-
SECT 0	FOOD	323,042			-		-
SECT 9	MISCELLANEOUS TRANSACTIONS AND COMMODITIES		-		1,123		-
	TOTAL - CUBA	323,042			1,123		-
***	CYPRUS						
GRP 036	CRUSTACEANS AND MOLLUSCS, FRESH, CHILLED, FROZEN, SALTED OR IN BRINE OR DRIED	613,299			-		-
GRP 059	FRUIT JUICES (INCLUDING GRAPE MUST) & VEGETABLE JUICES, UNFERMENTED & NOT CONTAINING ADDED SPIRIT, WHETHER / NOT CONTAINING ADDED SUGAR OR OTHER SWEETENING MATTER		-		344,804		-
GRP 111	NON-ALCOHOLIC BEVERAGES, N.E.S.		-		42,930		-
GRP 272	FERTILIZERS, CRUDE		-		236,691		-
GRP 562	FERTILIZERS, MANUFACTURED		-		576,657		-
GRP 931	SPECIAL TRANSACTIONS AND COMMODITIES	212			38,370		212
DIV 03	FISH, CRUSTACEANS AND MOLLUSCS, AND PREPARATIONS THEREOF	613,299			-		-
DIV 05	VEGETABLES AND FRUITS		-		344,804		-
DIV 11	BEVERAGES		-		42,930		-
DIV 27	CRUDE FERTILIZERS AND CRUDE MINERALS (EXCLUDING COAL, PETROLEUM AND PRECIOUS STONES)		-		236,691		-
DIV 56	FERTILIZERS, MANUFACTURED		-		576,657		-
DIV 93	SPECIAL TRANSACTIONS AND COMMODITIES	212			38,370		212
SECT 0	FOOD	613,299			344,804		-
SECT 1	BEVERAGES AND TOBACCO		-		42,930		-

SARAWAK

JADUAL 20 (SAMB) : NILAI EKSPORT, IMPORT DAN EKSPORT SEMULA MENGIKUT KUMPULAN, BAHAGIAN DAN SEKSYEN BAGI SETIAP NEGARA
 TABLE 20 (CONT'D) : VALUE OF EXPORTS, IMPORTS AND RE-EXPORTS BY GROUPS, DIVISIONS AND SECTIONS FOR EACH COUNTRY

GROUP / DIV / SECT	COUNTRY OF DESTINATION / ORIGIN	EXPORTS & RE-EXPORTS RM F.O.B.		IMPORTS RM C.I.F.		RE-EXPORTS RM F.O.B.	
		JAN - DIS	2020	JAN - DIS	2020	JAN - DIS	2020
SECT 2	CRUDE MATERIALS, INEDIBLE	-	-	236,691	-	-	-
SECT 5	CHEMICALS	-	-	576,657	-	-	-
SECT 9	MISCELLANEOUS TRANSACTIONS AND COMMODITIES	212	-	38,370	-	212	-
	TOTAL - CYPRUS	613,511	-	1,239,452	-	212	-
***	CZECH REPUBLIC						
GRP 625	RUBBER TYRES, INTERCHANGEABLE TYRE TREADS, INNER TUBES AND TYRE FLABS	-	-	233,470	-	-	-
GRP 663	MINERAL MANUFACTURES, N.E.S.	-	-	6,364	-	-	-
GRP 679	TUBES, PIPES AND HOLLOW PROFILES, AND TUBES OR PIPE FITTINGS, OF IRON OR STEEL	-	-	201,599	-	-	-
GRP 691	STRUCTURES AND PARTS OF STRUCTURES, N.E.S., OF IRON, STEEL OR ALUMINIUM	-	-	9,754	-	-	-
GRP 694	NAILS, SCREWS, NUTS, BOLTS, RIVETS AND THE LIKE, OF IRON, STEEL, COPPER OR ALUMINIUM	-	-	2,052	-	-	-
GRP 699	MANUFACTURES OF BASE METAL, N.E.S.	-	-	14,520	-	-	-
GRP 716	ROTATING ELECTRIC PLANT AND PARTS THEREOF, N.E.S.	-	-	238,035	-	-	-
GRP 723	CIVIL ENGINEERING AND CONTRACTORS' PLANT AND EQUIPMENT	-	-	501,357	-	-	-
GRP 728	OTHER MACHINERY AND EQUIPMENT SPECIALIZED FOR PARTICULAR INDUSTRIES, AND PARTS THEREOF, N.E.S.	-	-	78,804	-	-	-
GRP 737	METALWORKING MACHINERY (OTHER THAN MACHINE- TOOLS), AND PARTS THEROF, N.E.S.	-	-	11,181	-	-	-
GRP 742	PUMPS FOR LIQUIDS, LIQUID ELEVATORS AND PARTS	-	-	58,304	-	-	-
GRP 743	PUMPS (OTHER THAN PUMPS FOR LIQUIDS) AND COMPRESSORS AND FANS; CENTRIFUGES; FILTERING OR PURIFYING APPARATUS; AND PARTS THEREOF	-	-	763,574	-	-	-
GRP 744	MECHANICAL HANDLING EQUIPMENT, AND PARTS THEREOF, N.E.S.	-	-	29,721	-	-	-
GRP 745	OTHER NON-ELECTRICAL MACHINERY, TOOLS AND MECHANICAL APPARATUS, AND PARTS THEREOF, N.E.S.	-	-	63,422	-	-	-
GRP 747	TAPS, COCKS, VALVES AND SIMILAR APPLIANCE	-	-	85,095	-	-	-
GRP 748	TRANSMISSION SHAFTS AND CRANKS; BEARING HOUSINGS AND PARTS THEREOF	-	-	3,160	-	-	-
GRP 749	NON-ELECTRIC PARTS AND ACCESSORIES OF MACHINERY, N.E.S.	-	-	11,896	-	-	-
GRP 752	AUTOMATIC DATA PROCESSING MACHINES AND UNITS THEREOF	-	-	2,185	-	-	-
GRP 772	ELECTRICAL APPARATUS, RESISTOR, SWITCHBOARD AND CONTROL PANELS N.E.S., AND PARTS N.E.S.	-	-	31,108	-	-	-
GRP 774	ELECTRO-DIAGNOSTIC APPARATUS FOR MEDICAL, SURGICAL, DENTAL OR VETERINARY SCIENCES AND RADIOLOGICAL APPARATUS	-	-	40,058	-	-	-
GRP 778	ELECTRICAL MACHINERY AND APPARATUS, N.E.S.	-	-	5,036	-	-	-
GRP 784	PARTS AND ACCESSORIES, OF THE MOTOR VEHICLES FALLING WITHIN HEADING 722, 781, 782 OR 783	-	-	2,452	-	-	-
GRP 831	TRAVEL GOODS, HANDBAGS AND SIMILAR CONTAINERS	-	-	2,520	-	-	-
GRP 872	MEDICAL INSTRUMENTS AND APPLIANCES, N.E.S.	-	-	19,718	-	-	-
GRP 874	MEASURING, CHECKING, ANALYSING AND CONTROLLING INSTRUMENTS AND APPARATUS N.E.S.	-	-	4,028	-	-	-
GRP 891	ARMS AND AMMUNITION	-	-	366,693	-	-	-
GRP 892	PRINTED MATTER	-	-	3,306	-	-	-
GRP 931	SPECIAL TRANSACTIONS AND COMMODITIES	179	-	137,904	-	179	-
DIV 62	RUBBER MANUFACTURES, N.E.S.	-	-	233,470	-	-	-
DIV 66	NON-METALLIC MINERAL MANUFACTURES N.E.S.	-	-	6,364	-	-	-
DIV 67	IRON AND STEEL	-	-	201,599	-	-	-
DIV 69	MANUFACTURES OF METAL, N.E.S.	-	-	26,326	-	-	-
DIV 71	POWER GENERATING MACHINERY AND EQUIPMENT	-	-	238,035	-	-	-
DIV 72	MACHINERY SPECIALIZED FOR PARTICULAR INDUSTRIES	-	-	580,161	-	-	-
DIV 73	METALWORKING MACHINERY	-	-	11,181	-	-	-
DIV 74	GENERAL INDUSTRIAL MACHINERY AND EQUIPMENT, N.E.S. AND MACHINE PARTS, N.E.S.	-	-	1,015,172	-	-	-
DIV 75	OFFICE MACHINES AND AUTOMATIC DATA PROCESSING EQUIPMENT	-	-	2,185	-	-	-
DIV 77	ELECTRICAL MACHINERY, APPARATUS AND APPLIANCES, N.E.S. AND ELECTRICAL PARTS THEREOF	-	-	76,202	-	-	-
DIV 78	ROAD VEHICLES (INCLUDING AIR - CUSHION VEHICLES)	-	-	2,452	-	-	-
DIV 83	TRAVEL GOODS, HANDBAGS AND SIMILAR CONTAINERS	-	-	2,520	-	-	-

SARAWAK

JADUAL 20 (SAMB) : NILAI EKSPORT, IMPORT DAN EKSPORT SEMULA MENGIKUT KUMPULAN, BAHAGIAN DAN SEKSYEN BAGI SETIAP NEGARA
 TABLE 20 (CONT'D) : VALUE OF EXPORTS, IMPORTS AND RE-EXPORTS BY GROUPS, DIVISIONS AND SECTIONS FOR EACH COUNTRY

GROUP / DIV / SECT	COUNTRY OF DESTINATION / ORIGIN	EXPORTS & RE-EXPORTS RM F.O.B.		IMPORTS RM C.I.F.		RE-EXPORTS RM F.O.B.	
		JAN - DIS	2020	JAN - DIS	2020	JAN - DIS	2020
DIV 87	PROFESSIONAL, SCIENTIFIC AND CONTROLLING INSTRUMENTS AND APPARATUS, N.E.S.	-		23,746		-	
DIV 89	MISCELLANEOUS MANUFACTURED ARTICLES, N.E.S.	-		369,999		-	
DIV 93	SPECIAL TRANSACTIONS AND COMMODITIES	179		137,904		179	
SECT 6	MANUFACTURED GOODS	-		467,759		-	
SECT 7	MACHINERY & TRANSPORT EQUIPMENT	-		1,925,388		-	
SECT 8	MISCELLANEOUS MANUFACTURED ARTICLES	-		396,265		-	
SECT 9	MISCELLANEOUS TRANSACTIONS AND COMMODITIES	179		137,904		179	
	TOTAL - CZECH REPUBLIC	179		2,927,316		179	
***	DENMARK						
GRP 012	OTHER MEAT AND EDIBLE OFFAL, FRESH, CHILLED OR FROZEN	-		1,819,311		-	
GRP 017	MEAT AND EDIBLE MEAT OFFAL, PREPARED OR PRESERVED, N.E.S.	-		2,412,190		-	
GRP 022	MILK AND CREAM AND MILK PRODUCTS OTHER THAN BUTTER OR CHEESE	-		54,944		-	
GRP 023	BUTTER AND OTHER FATS AND OILS DERIVED FROM MILK	-		2,785,365		-	
GRP 024	CHEESE AND CURD	-		1,047,739		-	
GRP 034	FISH, FRESH(LIVE OR DEAD), CHILLED OR FROZEN	-		5,764,827		-	
GRP 036	CRUSTACEANS AND MOLLUSCS, FRESH, CHILLED, FROZEN, SALTED OR IN BRINE OR DRIED	-		1,677,261		-	
GRP 048	CEREAL PREPARATIONS AND PREPARATION OF FLOUR OR STARCH OF FRUITS OR VEGETABLES	-		82,656		-	
GRP 054	VEGETABLES, FRESH, CHILLED, FROZEN OR SIMPLY PRESERVED	-		355,016		-	
GRP 056	VEGETABLES, ROOT AND TUBERS, PREPARED OR PRESERVED, N.E.S.	-		750,467		-	
GRP 058	FRUITS, PRESERVED, AND FRUIT PREPARATIONS (EXCLUDING FRUIT JUICES)	-		13,096		-	
GRP 073	CHOCOLATE AND OTHER FOOD PREPARATIONS CONTAINING COCOA, N.E.S	-		19,562		-	
GRP 098	EDIBLE PRODUCTS AND PREPARATIONS, N.E.S.	-		650,409		-	
GRP 334	PETROLEUM PRODUCTS, REFINED	-		8,853		-	
GRP 592	STARCHES, INULIN AND WHEAT GLUTEN; ALBUMINOIDAL SUBSTANCES; GLUES	-		140,131		-	
GRP 597	PREPARED ADDITIVES FOR MINERAL OILS; LUBRICATING PREPARATIONS	-		6,374		-	
GRP 629	ARTICLES OF RUBBER, N.E.S	-		29,946		-	
GRP 657	SPECIAL YARNS, TEXTILE FABRICS AND RELATED PRODUCTS	-		15,806		-	
GRP 679	TUBES, PIPES AND HOLLOW PROFILES, AND TUBES OR PIPE FITTINGS, OF IRON OR STEEL	-		8,907		-	
GRP 682	COPPER (INCLUDING ALLOYS)	-		34,627		-	
GRP 694	NAILS, SCREWS, NUTS, BOLTS, RIVETS AND THE LIKE, OF IRON, STEEL, COPPER OR ALUMINIUM	-		13,332		-	
GRP 695	TOOLS FOR USE IN THE HAND OR IN MACHINES	-		108,019		-	
GRP 696	CUTLERY	47,667		4,944		-	
GRP 699	MANUFACTURES OF BASE METAL, N.E.S.	-		6,893		-	
GRP 713	INTERNAL COMBUSTION PISTON ENGINES, AND PARTS THEREOF, N.E.S.	-		5,879,262		-	
GRP 716	ROTATING ELECTRIC PLANT AND PARTS THEREOF, N.E.S.	-		9,206		-	
GRP 718	OTHER POWER GENERATING MACHINERY AND PARTS THEREOF, N.E.S.	-		9,657		-	
GRP 721	AGRICULTURAL MACHINERY (EXCLUDING TRACTORS) AND PARTS THEREOF	-		126,742		-	
GRP 723	CIVIL ENGINEERING AND CONTRACTORS' PLANT AND EQUIPMENT	-		1,911,473		-	
GRP 727	FOOD-PROCESSING MACHINES (EXCLUDING DOMESTIC)	-		21,634		-	
GRP 728	OTHER MACHINERY AND EQUIPMENT SPECIALIZED FOR PARTICULAR INDUSTRIES, AND PARTS THEREOF, N.E.S.	687,425		110,021		687,425	
GRP 741	HEATING AND COOLING EQUIPMENT AND PARTS THEREOF, N.E.S.	-		33,826		-	
GRP 742	PUMPS FOR LIQUIDS, LIQUID ELEVATORS AND PARTS	-		94,090		-	
GRP 743	PUMPS (OTHER THAN PUMPS FOR LIQUIDS) AND COMPRESSORS AND FANS; CENTRIFUGES; FILTERING OR PURIFYING APPARATUS; AND PARTS THEREOF	-		1,373,770		-	
GRP 744	MECHANICAL HANDLING EQUIPMENT, AND PARTS THEREOF, N.E.S.	-		15,888		-	

SARAWAK

JADUAL 20 (SAMB) : NILAI EKSPORT, IMPORT DAN EKSPORT SEMULA MENGIKUT KUMPULAN, BAHAGIAN DAN SEKSYEN BAGI SETIAP NEGARA
 TABLE 20 (CONT'D) : VALUE OF EXPORTS, IMPORTS AND RE-EXPORTS BY GROUPS, DIVISIONS AND SECTIONS FOR EACH COUNTRY

GROUP / DIV / SECT	COUNTRY OF DESTINATION / ORIGIN	EXPORTS & RE-EXPORTS RM F.O.B.		IMPORTS RM C.I.F.		RE-EXPORTS RM F.O.B.	
		JAN - DIS	2020	JAN - DIS	2020	JAN - DIS	2020
GRP 745	OTHER NON-ELECTRICAL MACHINERY, TOOLS AND MECHANICAL APPARATUS, AND PARTS THEREOF, N.E.S.	-	-	41,470	-	-	-
GRP 746	BALL OR ROLLER BEARINGS	-	-	2,554	-	-	-
GRP 747	TAPS, COCKS, VALVES AND SIMILAR APPLIANCE	-	-	95,548	-	-	-
GRP 748	TRANSMISSION SHAFTS AND CRANKS; BEARING HOUSINGS AND PARTS THEREOF	-	-	180,032	-	-	-
GRP 749	NON-ELECTRIC PARTS AND ACCESSORIES OF MACHINERY, N.E.S.	-	-	27,173	-	-	-
GRP 764	TELECOMMUNICATIONS EQUIPMENTS, N.E.S.; THEIR PARTS, AND ACCESSORIES USED IN DIVISION 76	-	-	3,131	-	-	-
GRP 771	ELECTRIC POWER MACHINERY (OTHER THAN ROTATING ELECTRIC PLANT), AND PARTS THEREOF	-	-	5,779	-	-	-
GRP 772	ELECTRICAL APPARATUS, RESISTOR, SWITCHBOARD AND CONTROL PANELS N.E.S., AND PARTS N.E.S.	-	-	56,946	-	-	-
GRP 773	EQUIPMENT FOR DISTRIBUTING ELECTRICITY, N.E.S.	-	-	3,723	-	-	-
GRP 776	THERMIONIC VALVES AND TUBES; PHOTOCELLS; ETC., AND PARTS THEREOF, N.E.S.	71,125	-	-	-	-	-
GRP 778	ELECTRICAL MACHINERY AND APPARATUS, N.E.S.	-	-	8,246	-	-	-
GRP 784	PARTS AND ACCESSORIES, OF THE MOTOR VEHICLES FALLING WITHIN HEADING 722, 781, 782 OR 783	-	-	10,021	-	-	-
GRP 793	SHIPS, BOATS (INCLUDING HOVERCRAFT) AND FLOATING STRUCTURES	-	-	72,395	-	-	-
GRP 872	MEDICAL INSTRUMENTS AND APPLIANCES, N.E.S.	-	-	18,438	-	-	-
GRP 874	MEASURING, CHECKING, ANALYSING AND CONTROLLING INSTRUMENTS AND APPARATUS N.E.S.	4,076	-	315,981	-	4,076	-
GRP 884	OPTICAL GOODS, N.E.S.	-	-	466,300	-	-	-
GRP 893	ARTICLES, NES OF PLASTICS	-	-	13,051	-	-	-
GRP 899	MISCELLANEOUS MANUFACTURED ARTICLES, N.E.S.	-	-	134,011	-	-	-
GRP 931	SPECIAL TRANSACTIONS AND COMMODITIES	14,787	-	239,995	-	1,287	-
DIV 01	MEAT AND MEAT PREPARATIONS	-	-	4,231,501	-	-	-
DIV 02	DAIRY PRODUCT AND BIRDS EGGS	-	-	3,888,048	-	-	-
DIV 03	FISH, CRUSTACEANS AND MOLLUSCS, AND PREPARATIONS THEREOF	-	-	7,442,088	-	-	-
DIV 04	CEREALS AND CEREAL PREPARATIONS	-	-	82,656	-	-	-
DIV 05	VEGETABLES AND FRUITS	-	-	1,118,579	-	-	-
DIV 07	COFFEE, TEA, COCOA, SPICES, AND MANUFACTURES THEREOF	-	-	19,562	-	-	-
DIV 09	MISCELLANEOUS EDIBLE PRODUCTS AND PREPARATIONS	-	-	650,409	-	-	-
DIV 33	PETROLEUM, PETROLEUM PRODUCTS AND RELATED MATERIALS	-	-	8,853	-	-	-
DIV 59	CHEMICAL MATERIALS AND PRODUCTS, N.E.S.	-	-	146,505	-	-	-
DIV 62	RUBBER MANUFACTURES, N.E.S.	-	-	29,946	-	-	-
DIV 65	TEXTILE YARN, FABRICS, MADE-UP ARICLES, N.E.S. AND RELATED PRODUCTS	-	-	15,806	-	-	-
DIV 67	IRON AND STEEL	-	-	8,907	-	-	-
DIV 68	NON-FERROUS METALS	-	-	34,627	-	-	-
DIV 69	MANUFACTURES OF METAL, N.E.S.	47,667	-	133,188	-	-	-
DIV 71	POWER GENERATING MACHINERY AND EQUIPMENT	-	-	5,898,125	-	-	-
DIV 72	MACHINERY SPECIALIZED FOR PARTICULAR INDUSTRIES	687,425	-	2,169,870	-	687,425	-
DIV 74	GENERAL INDUSTRIAL MACHINERY AND EQUIPMENT, N.E.S. AND MACHINE PARTS, N.E.S.	-	-	1,864,351	-	-	-
DIV 76	TELECOMMUNICATIONS AND SOUND RECORDING AND REPRODUCING APPARATUS AND EQUIPMENT	-	-	3,131	-	-	-
DIV 77	ELECTRICAL MACHINERY, APPARATUS AND APPLIANCES, N.E.S. AND ELECTRICAL PARTS THEREOF	71,125	-	74,694	-	-	-
DIV 78	ROAD VEHICLES (INCLUDING AIR - CUSHION VEHICLES)	-	-	10,021	-	-	-
DIV 79	OTHERS TRANSPORT EQUIPMENT	-	-	72,395	-	-	-
DIV 87	PROFESSIONAL, SCIENTIFIC AND CONTROLLING INSTRUMENTS AND APPARATUS, N.E.S.	4,076	-	334,419	-	4,076	-
DIV 88	PHOTOGRAPHIC APPARATUS, EQUIPMENT AND SUPPLIED AND OPTICAL GOODS, N.E.S., WATCHES AND CLOCKS	-	-	466,300	-	-	-
DIV 89	MISCELLANEOUS MANUFACTURED ARTICLES, N.E.S.	-	-	147,062	-	-	-
DIV 93	SPECIAL TRANSACTIONS AND COMMODITIES	14,787	-	239,995	-	1,287	-
SECT 0	FOOD	-	-	17,432,843	-	-	-
SECT 3	MINERAL FUELS, LUBRICANTS, ETC.	-	-	8,853	-	-	-
SECT 5	CHEMICALS	-	-	146,505	-	-	-
SECT 6	MANUFACTURED GOODS	47,667	-	222,474	-	-	-

SARAWAK

JADUAL 20 (SAMB) : NILAI EKSPORT, IMPORT DAN EKSPORT SEMULA MENGIKUT KUMPULAN, BAHAGIAN DAN SEKSYEN BAGI SETIAP NEGARA
 TABLE 20 (CONT'D) : VALUE OF EXPORTS, IMPORTS AND RE-EXPORTS BY GROUPS, DIVISIONS AND SECTIONS FOR EACH COUNTRY

GROUP / DIV / SECT	COUNTRY OF DESTINATION / ORIGIN	EXPORTS & RE-EXPORTS RM F.O.B.		IMPORTS RM C.I.F.		RE-EXPORTS RM F.O.B.	
		JAN - DIS	2020	JAN - DIS	2020	JAN - DIS	2020
SECT 7	MACHINERY & TRANSPORT EQUIPMENT	758,550		10,092,587		687,425	
SECT 8	MISCELLANEOUS MANUFACTURED ARTICLES	4,076		947,781		4,076	
SECT 9	MISCELLANEOUS TRANSACTIONS AND COMMODITIES	14,787		239,995		1,287	
	TOTAL - DENMARK	825,080		29,091,038		692,788	
***	DJIBOUTI						
GRP 422	OTHER FIXED VEGETABLE OILS, FLUID OR SOLID, CRUDE, REFINED OR PURIFIED	8,279,425		-		-	
GRP 431	ANIMAL OR VEGETABLE OILS AND FATS, PROCESSED, AND WAXES OF ANIMAL OR VEGETABLE ORIGIN	3,114,815		-		-	
GRP 671	PIG IRON, SPIEGELEISEN, SPONGE IRON, IRON OR STEEL GRANULES AND POWDERS AND FERRO-ALLOYS	1,367,459		-		-	
DIV 42	FIXED VEGETABLE OILS AND FATS, CRUDE, REFINED OR FRACTIONATED	8,279,425		-		-	
DIV 43	ANIMAL OR VEGETABLE OILS AND FATS, PROCESSED, AND WAXES OF ANIMAL OR VEGETABLE ORIGIN	3,114,815		-		-	
DIV 67	IRON AND STEEL	1,367,459		-		-	
SECT 4	ANIMAL AND VEGETABLE OILS AND FATS	11,394,240		-		-	
SECT 6	MANUFACTURED GOODS	1,367,459		-		-	
	TOTAL - DJIBOUTI	12,761,699		-		-	
***	DOMINICAN REPUBLIC						
GRP 091	MARGARINE AND SHORTENING	154,588		-		-	
GRP 335	RESIDUAL PETROLEUM PRODUCTS, N.E.S. AND RELATED MATERIALS	11,654,866		-		-	
GRP 772	ELECTRICAL APPARATUS, RESISTOR, SWITCHBOARD AND CONTROL PANELS N.E.S., AND PARTS N.E.S.	-		4,807		-	
GRP 931	SPECIAL TRANSACTIONS AND COMMODITIES	-		1,349		-	
DIV 09	MISCELLANEOUS EDIBLE PRODUCTS AND PREPARATIONS	154,588		-		-	
DIV 33	PETROLEUM, PETROLEUM PRODUCTS AND RELATED MATERIALS	11,654,866		-		-	
DIV 77	ELECTRICAL MACHINERY, APPARATUS AND APPLIANCES, N.E.S. AND ELECTRICAL PARTS THEREOF	-		4,807		-	
DIV 93	SPECIAL TRANSACTIONS AND COMMODITIES	-		1,349		-	
SECT 0	FOOD	154,588		-		-	
SECT 3	MINERAL FUELS, LUBRICANTS, ETC.	11,654,866		-		-	
SECT 7	MACHINERY & TRANSPORT EQUIPMENT	-		4,807		-	
SECT 9	MISCELLANEOUS TRANSACTIONS AND COMMODITIES	-		1,349		-	
	TOTAL - DOMINICAN REPUBLIC	11,809,454		6,156		-	
***	ECUADOR						
GRP 036	CRUSTACEANS AND MOLLUSCS, FRESH, CHILLED, FROZEN, SALTED OR IN BRINE OR DRIED	-		2,798,297		-	
GRP 057	FRUITS AND NUTS (NOT INCLUDING OIL NUTS), FRESH OR DRIED	-		42,972		-	
GRP 335	RESIDUAL PETROLEUM PRODUCTS, N.E.S. AND RELATED MATERIALS	1,684,073		-		-	
GRP 657	SPECIAL YARNS, TEXTILE FABRICS AND RELATED PRODUCTS	-		44,729		-	
GRP 671	PIG IRON, SPIEGELEISEN, SPONGE IRON, IRON OR STEEL GRANULES AND POWDERS AND FERRO-ALLOYS	530,838		-		-	
GRP 931	SPECIAL TRANSACTIONS AND COMMODITIES	-		4,870		-	
DIV 03	FISH, CRUSTACEANS AND MOLLUSCS, AND PREPARATIONS THEREOF	-		2,798,297		-	
DIV 05	VEGETABLES AND FRUITS	-		42,972		-	
DIV 33	PETROLEUM, PETROLEUM PRODUCTS AND RELATED MATERIALS	1,684,073		-		-	
DIV 65	TEXTILE YARN, FABRICS, MADE-UP ARTICLES, N.E.S. AND RELATED PRODUCTS	-		44,729		-	
DIV 67	IRON AND STEEL	530,838		-		-	
DIV 93	SPECIAL TRANSACTIONS AND COMMODITIES	-		4,870		-	
SECT 0	FOOD	-		2,841,269		-	
SECT 3	MINERAL FUELS, LUBRICANTS, ETC.	1,684,073		-		-	

SARAWAK

JADUAL 20 (SAMB) : NILAI EKSPORT, IMPORT DAN EKSPORT SEMULA MENGIKUT KUMPULAN, BAHAGIAN DAN SEKSYEN BAGI SETIAP NEGARA
 TABLE 20 (CONT'D) : VALUE OF EXPORTS, IMPORTS AND RE-EXPORTS BY GROUPS, DIVISIONS AND SECTIONS FOR EACH COUNTRY

GROUP / DIV / SECT	COUNTRY OF DESTINATION / ORIGIN	EXPORTS & RE-EXPORTS RM F.O.B.		IMPORTS RM C.I.F.		RE-EXPORTS RM F.O.B.	
		JAN - DIS	2020	JAN - DIS	2020	JAN - DIS	2020
SECT 6	MANUFACTURED GOODS	530,838		44,729		-	
SECT 9	MISCELLANEOUS TRANSACTIONS AND COMMODITIES	-		4,870		-	
	TOTAL - ECUADOR	2,214,911		2,890,868		-	
***	EGYPT						
GRP 054	VEGETABLES, FRESH, CHILLED, FROZEN OR SIMPLY PRESERVED	-		195,486		-	
GRP 057	FRUITS AND NUTS (NOT INCLUDING OIL NUTS), FRESH OR DRIED	-		6,034,335		-	
GRP 272	FERTILIZERS, CRUDE	-		10,737,042		-	
GRP 335	RESIDUAL PETROLEUM PRODUCTS, N.E.S. AND RELATED MATERIALS	234,864		-		-	
GRP 422	OTHER FIXED VEGETABLE OILS, FLUID OR SOLID, CRUDE, REFINED OR PURIFIED	92,250,242		-		-	
GRP 431	ANIMAL OR VEGETABLE OILS AND FATS, PROCESSED, AND WAXES OF ANIMAL OR VEGETABLE ORIGIN	3,108,876		-		-	
GRP 522	INORGANIC CHEMICAL ELEMENTS, OXIDES AND HALOGEN SALTS	250,797		467,990		250,797	
GRP 523	METALLIC SALTS AND PEROXYSALTS, OF INORGANIC ACIDS	-		3,817,306		-	
GRP 562	FERTILIZERS, MANUFACTURED	-		13,863,110		-	
GRP 684	ALUMINIUM (INCLUDING ALLOYS)	3,816,363		-		-	
GRP 696	CUTLERY	-		252,189		-	
GRP 742	PUMPS FOR LIQUIDS, LIQUID ELEVATORS AND PARTS	54,805		-		54,805	
GRP 812	SANITARY, PLUMBING AND HEATING FIXTURES AND FITTINGS, N.E.S.	-		51,719		-	
GRP 931	SPECIAL TRANSACTIONS AND COMMODITIES	-		5,520		-	
DIV 05	VEGETABLES AND FRUITS	-		6,229,821		-	
DIV 27	CRUDE FERTILIZERS AND CRUDE MINERALS (EXCLUDING COAL, PETROLEUM AND PRECIOUS STONES)	-		10,737,042		-	
DIV 33	PETROLEUM, PETROLEUM PRODUCTS AND RELATED MATERIALS	234,864		-		-	
DIV 42	FIXED VEGETABLE OILS AND FATS, CRUDE, REFINED OR FRACTIONATED	92,250,242		-		-	
DIV 43	ANIMAL OR VEGETABLE OILS AND FATS, PROCESSED, AND WAXES OF ANIMAL OR VEGETABLE ORIGIN	3,108,876		-		-	
DIV 52	INORGANIC CHEMICALS	250,797		4,285,296		250,797	
DIV 56	FERTILIZERS, MANUFACTURED	-		13,863,110		-	
DIV 68	NON-FERROUS METALS	3,816,363		-		-	
DIV 69	MANUFACTURES OF METAL, N.E.S.	-		252,189		-	
DIV 74	GENERAL INDUSTRIAL MACHINERY AND EQUIPMENT, N.E.S. AND MACHINE PARTS, N.E.S.	54,805		-		54,805	
DIV 81	PREFABRICATED BUILDINGS, SANITARY, PLUMBING, HEATING AND LIGHTING FIXTURES AND FITTINGS, N.E.S.	-		51,719		-	
DIV 93	SPECIAL TRANSACTIONS AND COMMODITIES	-		5,520		-	
SECT 0	FOOD	-		6,229,821		-	
SECT 2	CRUDE MATERIALS, INEDIBLE	-		10,737,042		-	
SECT 3	MINERAL FUELS, LUBRICANTS, ETC.	234,864		-		-	
SECT 4	ANIMAL AND VEGETABLE OILS AND FATS	95,359,118		-		-	
SECT 5	CHEMICALS	250,797		18,148,406		250,797	
SECT 6	MANUFACTURED GOODS	3,816,363		252,189		-	
SECT 7	MACHINERY & TRANSPORT EQUIPMENT	54,805		-		54,805	
SECT 8	MISCELLANEOUS MANUFACTURED ARTICLES	-		51,719		-	
SECT 9	MISCELLANEOUS TRANSACTIONS AND COMMODITIES	-		5,520		-	
	TOTAL - EGYPT	99,715,947		35,424,697		305,602	
***	EQUATORIAL GUINEA						
GRP 634	VENEERS, PLYWOOD, PARTICLE BOARD, AND OTHER WOOD, WORKED, N.E.S.	-		524,026		-	
DIV 63	CORK AND WOOD MANUFACTURES (EXCLUDING FURNITURE)	-		524,026		-	
SECT 6	MANUFACTURED GOODS	-		524,026		-	
	TOTAL - EQUATORIAL GUINEA	-		524,026		-	
***	ESTONIA						

SARAWAK

JADUAL 20 (SAMB) : NILAI EKSPORT, IMPORT DAN EKSPORT SEMULA MENGIKUT KUMPULAN, BAHAGIAN DAN SEKSYEN BAGI SETIAP NEGARA
 TABLE 20 (CONT'D) : VALUE OF EXPORTS, IMPORTS AND RE-EXPORTS BY GROUPS, DIVISIONS AND SECTIONS FOR EACH COUNTRY

GROUP / DIV / SECT	COUNTRY OF DESTINATION / ORIGIN	EXPORTS & RE-EXPORTS RM F.O.B.		IMPORTS RM C.I.F.		RE-EXPORTS RM F.O.B.	
		JAN - DIS	2020	JAN - DIS	2020	JAN - DIS	2020
GRP 098	EDIBLE PRODUCTS AND PREPARATIONS, N.E.S.	-	-	107,995	-	-	-
GRP 679	TUBES, PIPES AND HOLLOW PROFILES, AND TUBES OR PIPE FITTINGS, OF IRON OR STEEL	-	-	33,532	-	-	-
GRP 699	MANUFACTURES OF BASE METAL, N.E.S.	-	-	40,592	-	-	-
GRP 771	ELECTRIC POWER MACHINERY (OTHER THAN ROTATING ELECTRIC PLANT), AND PARTS THEREOF	-	-	2,098	-	-	-
GRP 778	ELECTRICAL MACHINERY AND APPARATUS, N.E.S.	-	-	185,612	-	-	-
GRP 793	SHIPS, BOATS (INCLUDING HOVERCRAFT) AND FLOATING STRUCTURES	-	-	445,189	-	-	-
GRP 874	MEASURING, CHECKING, ANALYSING AND CONTROLLING INSTRUMENTS AND APPARATUS N.E.S.	-	-	5,420	-	-	-
GRP 894	BABY CARRIAGES, TOYS, GAMES AND SPORTING GOODS	-	-	2,016	-	-	-
GRP 931	SPECIAL TRANSACTIONS AND COMMODITIES	-	-	5,686	-	-	-
DIV 09	MISCELLANEOUS EDIBLE PRODUCTS AND PREPARATIONS	-	-	107,995	-	-	-
DIV 67	IRON AND STEEL	-	-	33,532	-	-	-
DIV 69	MANUFACTURES OF METAL, N.E.S.	-	-	40,592	-	-	-
DIV 77	ELECTRICAL MACHINERY, APPARATUS AND APPLIANCES, N.E.S. AND ELECTRICAL PARTS THEREOF	-	-	187,710	-	-	-
DIV 79	OTHERS TRANSPORT EQUIPMENT	-	-	445,189	-	-	-
DIV 87	PROFESSIONAL, SCIENTIFIC AND CONTROLLING INSTRUMENTS AND APPARATUS, N.E.S.	-	-	5,420	-	-	-
DIV 89	MISCELLANEOUS MANUFACTURED ARTICLES, N.E.S.	-	-	2,016	-	-	-
DIV 93	SPECIAL TRANSACTIONS AND COMMODITIES	-	-	5,686	-	-	-
SECT 0	FOOD	-	-	107,995	-	-	-
SECT 6	MANUFACTURED GOODS	-	-	74,124	-	-	-
SECT 7	MACHINERY & TRANSPORT EQUIPMENT	-	-	632,899	-	-	-
SECT 8	MISCELLANEOUS MANUFACTURED ARTICLES	-	-	7,436	-	-	-
SECT 9	MISCELLANEOUS TRANSACTIONS AND COMMODITIES	-	-	5,686	-	-	-
	TOTAL - ESTONIA	-	-	828,140	-	-	-
***	ETHIOPIA						
GRP 931	SPECIAL TRANSACTIONS AND COMMODITIES	-	-	1,126	-	-	-
DIV 93	SPECIAL TRANSACTIONS AND COMMODITIES	-	-	1,126	-	-	-
SECT 9	MISCELLANEOUS TRANSACTIONS AND COMMODITIES	-	-	1,126	-	-	-
	TOTAL - ETHIOPIA	-	-	1,126	-	-	-
***	FALKLAND ISLAND (MALVINAS)						
GRP 112	ALCOHOLIC BEVERAGES	-	-	526,282	-	-	-
GRP 931	SPECIAL TRANSACTIONS AND COMMODITIES	-	-	10,915	-	-	-
DIV 11	BEVERAGES	-	-	526,282	-	-	-
DIV 93	SPECIAL TRANSACTIONS AND COMMODITIES	-	-	10,915	-	-	-
SECT 1	BEVERAGES AND TOBACCO	-	-	526,282	-	-	-
SECT 9	MISCELLANEOUS TRANSACTIONS AND COMMODITIES	-	-	10,915	-	-	-
	TOTAL - FALKLAND ISLAND (MALVINAS)	-	-	537,197	-	-	-
***	FAROE ISLANDS						
GRP 894	BABY CARRIAGES, TOYS, GAMES AND SPORTING GOODS	-	-	5,554	-	-	-
GRP 931	SPECIAL TRANSACTIONS AND COMMODITIES	-	-	864	-	-	-
DIV 89	MISCELLANEOUS MANUFACTURED ARTICLES, N.E.S.	-	-	5,554	-	-	-
DIV 93	SPECIAL TRANSACTIONS AND COMMODITIES	-	-	864	-	-	-
SECT 8	MISCELLANEOUS MANUFACTURED ARTICLES	-	-	5,554	-	-	-
SECT 9	MISCELLANEOUS TRANSACTIONS AND COMMODITIES	-	-	864	-	-	-
	TOTAL - FAROE ISLANDS	-	-	6,418	-	-	-
***	FIJI						

SARAWAK

JADUAL 20 (SAMB) : NILAI EKSPORT, IMPORT DAN EKSPORT SEMULA MENGIKUT KUMPULAN, BAHAGIAN DAN SEKSYEN BAGI SETIAP NEGARA
 TABLE 20 (CONT'D) : VALUE OF EXPORTS, IMPORTS AND RE-EXPORTS BY GROUPS, DIVISIONS AND SECTIONS FOR EACH COUNTRY

GROUP / DIV / SECT	COUNTRY OF DESTINATION / ORIGIN	EXPORTS & RE-EXPORTS RM F.O.B.		IMPORTS RM C.I.F.		RE-EXPORTS RM F.O.B.	
		JAN - DIS	2020	JAN - DIS	2020	JAN - DIS	2020
GRP 931	SPECIAL TRANSACTIONS AND COMMODITIES		471		13		471
DIV 93	SPECIAL TRANSACTIONS AND COMMODITIES		471		13		471
SECT 9	MISCELLANEOUS TRANSACTIONS AND COMMODITIES		471		13		471
	TOTAL - FIJI		471		13		471
***	FINLAND						
GRP 081	FEEDING STUFF FOR ANIMALS (NOT INCLUDING UNMILLED CEREALS)		-		153,220		-
GRP 322	BRIGUETTES, LIGNITE AND PEAT		-		382,465		-
GRP 516	OTHER ORGANIC CHEMICALS		-		302,953		-
GRP 523	METALLIC SALTS AND PEROXYSALTS, OF INORGANIC ACIDS		-		33,820,822		-
GRP 571	POLYMER OF ETHYLENE, IN PRIMARY FORMS		-		117,785		-
GRP 621	MATERIALS OF RUBBER		-		4,926		-
GRP 629	ARTICLES OF RUBBER, N.E.S.		-		60,726		-
GRP 672	INGOTS AND OTHER PRIMARY FORMS, OF IRON OR STEEL		-		16,305		-
GRP 694	NAILS, SCREWS, NUTS, BOLTS, RIVETS AND THE LIKE, OF IRON, STEEL, COPPER OR ALUMINIUM		-		135,418		-
GRP 695	TOOLS FOR USE IN THE HAND OR IN MACHINES		-		19,131		-
GRP 699	MANUFACTURES OF BASE METAL, N.E.S.		520,430		6,401		520,430
GRP 713	INTERNAL COMBUSTION PISTON ENGINES, AND PARTS THEREOF, N.E.S.		-		47,182		-
GRP 714	ENGINES AND MOTORS, NON-ELECTRIC, AND PARTS, N.E.S.		-		65,760		-
GRP 716	ROTATING ELECTRIC PLANT AND PARTS THEREOF, N.E.S.		-		223,970		-
GRP 718	OTHER POWER GENERATING MACHINERY AND PARTS THEREOF, N.E.S.		-		31,559		-
GRP 723	CIVIL ENGINEERING AND CONTRACTORS' PLANT AND EQUIPMENT		-		7,446		-
GRP 728	OTHER MACHINERY AND EQUIPMENT SPECIALIZED FOR PARTICULAR INDUSTRIES, AND PARTS THEREOF, N.E.S.		-		2,039,842		-
GRP 742	PUMPS FOR LIQUIDS, LIQUID ELEVATORS AND PARTS		-		136,958		-
GRP 743	PUMPS (OTHER THAN PUMPS FOR LIQUIDS) AND COMPRESSORS AND FANS; CENTRIFUGES; FILTERING OR PURIFYING APPARATUS; AND PARTS THEREOF		-		215,248		-
GRP 744	MECHANICAL HANDLING EQUIPMENT, AND PARTS THEREOF, N.E.S.		-		188,607		-
GRP 746	BALL OR ROLLER BEARINGS		-		17,140		-
GRP 747	TAPS, COCKS, VALVES AND SIMILAR APPLIANCE		-		844,830		-
GRP 748	TRANSMISSION SHAFTS AND CRANKS; BEARING HOUSINGS AND PARTS THEREOF		-		41,694		-
GRP 749	NON-ELECTRIC PARTS AND ACCESSORIES OF MACHINERY, N.E.S.		-		149,101		-
GRP 752	AUTOMATIC DATA PROCESSING MACHINES AND UNITS THEREOF		-		112,162		-
GRP 771	ELECTRIC POWER MACHINERY (OTHER THAN ROTATING ELECTRIC PLANT), AND PARTS THEREOF		14,607		1,241,532		14,607
GRP 772	ELECTRICAL APPARATUS, RESISTOR, SWITCHBOARD AND CONTROL PANELS N.E.S., AND PARTS N.E.S.		-		100,918		-
GRP 773	EQUIPMENT FOR DISTRIBUTING ELECTRICITY, N.E.S.		-		46,630		-
GRP 776	THERMIONIC VALVES AND TUBES; PHOTOCELLS; ETC., AND PARTS THEREOF, N.E.S.		479,680		-		-
GRP 778	ELECTRICAL MACHINERY AND APPARATUS, N.E.S.		-		16,936		-
GRP 792	AIRCRAFT AND ASSOCIATED EQUIPMENT, SPACECRAFTS AND SPACECRAFT LAUNCH VEHICLES AND PARTS		-		6,818		-
GRP 872	MEDICAL INSTRUMENTS AND APPLIANCES, N.E.S.		-		306,618		-
GRP 874	MEASURING, CHECKING, ANALYSING AND CONTROLLING INSTRUMENTS AND APPARATUS N.E.S.		-		18,638		-
GRP 931	SPECIAL TRANSACTIONS AND COMMODITIES		446		48,539		446
DIV 08	FEEDING STUFF FOR ANIMALS (NOT INCLUDING UNMILLED CEREALS)		-		153,220		-
DIV 32	COAL, COKE AND BRIQUETTES		-		382,465		-
DIV 51	ORGANIC CHEMICALS		-		302,953		-
DIV 52	INORGANIC CHEMICALS		-		33,820,822		-
DIV 57	PLASTICS IN PRIMARY FORMS		-		117,785		-
DIV 62	RUBBER MANUFACTURES, N.E.S.		-		65,652		-
DIV 67	IRON AND STEEL		-		16,305		-

SARAWAK

JADUAL 20 (SAMB) : NILAI EKSPORT, IMPORT DAN EKSPORT SEMULA MENGIKUT KUMPULAN, BAHAGIAN DAN SEKSYEN BAGI SETIAP NEGARA
 TABLE 20 (CONT'D) : VALUE OF EXPORTS, IMPORTS AND RE-EXPORTS BY GROUPS, DIVISIONS AND SECTIONS FOR EACH COUNTRY

GROUP / DIV / SECT	COUNTRY OF DESTINATION / ORIGIN	EXPORTS & RE-EXPORTS RM F.O.B.		IMPORTS RM C.I.F.		RE-EXPORTS RM F.O.B.	
		JAN - DIS	2020	JAN - DIS	2020	JAN - DIS	2020
DIV 69	MANUFACTURES OF METAL, N.E.S.	520,430		160,950		520,430	
DIV 71	POWER GENERATING MACHINERY AND EQUIPMENT	-		368,471		-	
DIV 72	MACHINERY SPECIALIZED FOR PARTICULAR INDUSTRIES	-		2,047,288		-	
DIV 74	GENERAL INDUSTRIAL MACHINERY AND EQUIPMENT, N.E.S. AND MACHINE PARTS, N.E.S.	-		1,593,578		-	
DIV 75	OFFICE MACHINES AND AUTOMATIC DATA PROCESSING EQUIPMENT	-		112,162		-	
DIV 77	ELECTRICAL MACHINERY, APPARATUS AND APPLIANCES, N.E.S. AND ELECTRICAL PARTS THEREOF	494,287		1,406,016		14,607	
DIV 79	OTHERS TRANSPORT EQUIPMENT	-		6,818		-	
DIV 87	PROFESSIONAL, SCIENTIFIC AND CONTROLLING INSTRUMENTS AND APPARATUS, N.E.S.	-		325,256		-	
DIV 93	SPECIAL TRANSACTIONS AND COMMODITIES	446		48,539		446	
SECT 0	FOOD	-		153,220		-	
SECT 3	MINERAL FUELS, LUBRICANTS, ETC.	-		382,465		-	
SECT 5	CHEMICALS	-		34,241,560		-	
SECT 6	MANUFACTURED GOODS	520,430		242,907		520,430	
SECT 7	MACHINERY & TRANSPORT EQUIPMENT	494,287		5,534,333		14,607	
SECT 8	MISCELLANEOUS MANUFACTURED ARTICLES	-		325,256		-	
SECT 9	MISCELLANEOUS TRANSACTIONS AND COMMODITIES	446		48,539		446	
	TOTAL - FINLAND	1,015,163		40,928,280		535,483	
***	FRANCE						
GRP 001	LIVE ANIMALS	-		952,910		-	
GRP 024	CHEESE AND CURD	-		158,660		-	
GRP 034	FISH, FRESH(LIVE OR DEAD), CHILLED OR FROZEN	-		693,429		-	
GRP 048	CEREAL PREPARATIONS AND PREPARATION OF FLOUR OR STARCH OF FRUITS OR VEGETABLES	-		113,880		-	
GRP 054	VEGETABLES, FRESH, CHILLED, FROZEN OR SIMPLY PRESERVED	-		68,198		-	
GRP 057	FRUITS AND NUTS (NOT INCLUDING OIL NUTS), FRESH OR DRIED	-		1,231,241		-	
GRP 058	FRUITS, PRESERVED, AND FRUIT PREPARATIONS (EXCLUDING FRUIT JUICES)	-		13,650		-	
GRP 073	CHOCOLATE AND OTHER FOOD PREPARATIONS CONTAINING COCOA, N.E.S	-		2,805		-	
GRP 075	SPICES	405,944		-		-	
GRP 081	FEEDING STUFF FOR ANIMALS (NOT INCLUDING UNMILLED CEREALS)	-		12,249		-	
GRP 098	EDIBLE PRODUCTS AND PREPARATIONS, N.E.S.	-		331,082		-	
GRP 112	ALCOHOLIC BEVERAGES	216		430,487		216	
GRP 122	TOBACCO, MANUFACTURED (WHETHER OR NOT CONTAINING TOBACCO SUBSTITUTES)	230		-		230	
GRP 278	OTHER CRUDE MINERALS	-		139,753		-	
GRP 288	NON-FERROUS BASE METAL WASTE AND SCRAP, N.E.S.	-		633,014		-	
GRP 334	PETROLEUM PRODUCTS, REFINED	-		354,981		-	
GRP 512	ALCOHOLS, PHENOLS, PHENOL-ALCOHOLS, AND THEIR DERIVATIVES	-		763,613		-	
GRP 513	CARBOXYLIC ACIDS, ANHYDRIDES, HALIDES, PEROXIDES AND PEROXYACIDS AND DERIVATIVES	-		232,799		-	
GRP 522	INORGANIC CHEMICAL ELEMENTS, OXIDES AND HALOGEN SALTS	-		13,984,720		-	
GRP 541	MEDICINAL AND PHARMACEUTICAL PRODUCTS, OTHER THAN MEDICAMENTS OF GROUP 542	-		65,381		-	
GRP 542	MEDICAMENTS (INCLUDING VETERINARY MEDICAMENTS)	-		28,001		-	
GRP 553	PERFUMERY, COSMETICS AND TOILET PREPARATIONS	-		20,516		-	
GRP 574	POLYACETALS, OTHER POLYETHERS AND EPOXIDE RESINS, IN PRIMARY FORMS	-		3,712		-	
GRP 575	OTHER PLASTICS, IN PRIMARY FORMS	-		726,277		-	
GRP 592	STARCHES, INULIN AND WHEAT GLUTEN; ALBUMINOIDAL SUBSTANCES; GLUES	-		250,986		-	
GRP 597	PREPARED ADDITIVES FOR MINERAL OILS; LUBRICATING PREPARATIONS	-		11,792		-	
GRP 598	MISCELLANEOUS CHEMICAL PRODUCTS, N.E.S.	612,159		3,556,193		612,159	
GRP 612	MANUFACTURES OF LEATHER OR OF COMPOSITION LEATHER, N.E.S. SADDLERY, HARNESS	-		4,545		-	
GRP 621	MATERIALS OF RUBBER	-		31,531		-	

SARAWAK

JADUAL 20 (SAMB) : NILAI EKSPORT, IMPORT DAN EKSPORT SEMULA MENGIKUT KUMPULAN, BAHAGIAN DAN SEKSYEN BAGI SETIAP NEGARA
 TABLE 20 (CONT'D) : VALUE OF EXPORTS, IMPORTS AND RE-EXPORTS BY GROUPS, DIVISIONS AND SECTIONS FOR EACH COUNTRY

GROUP / DIV / SECT	COUNTRY OF DESTINATION / ORIGIN	EXPORTS & RE-EXPORTS RM F.O.B.		IMPORTS RM C.I.F.		RE-EXPORTS RM F.O.B.	
		JAN - DIS	2020	JAN - DIS	2020	JAN - DIS	2020
GRP 625	RUBBER TYRES, INTERCHANGEABLE TYRE TREADS, INNER TUBES AND TYRE FLABS	-	-	111,131	-	-	-
GRP 629	ARTICLES OF RUBBER, N.E.S	-	-	135,177	-	-	-
GRP 641	PAPER AND PAPERBOARD	-	-	2,834,960	-	-	-
GRP 658	MADE-UP ARTICLES, WHOLLY OR CHIEFLY OF TEXTILE MATERIALS, N.E.S.	-	-	2,944	-	-	-
GRP 662	CLAY CONSTRUCTION MATERIALS AND REFRACTORY CONSTRUCTION MATERIALS	-	-	2,584	-	-	-
GRP 665	GLASSWARE	-	-	77,409	-	-	-
GRP 671	PIG IRON, SPIEGELEISEN, SPONGE IRON, IRON OR STEEL GRANULES AND POWDERS AND FERRO-ALLOYS	39,272,379	-	-	-	-	-
GRP 679	TUBES, PIPES AND HOLLOW PROFILES, AND TUBES OR PIPE FITTINGS, OF IRON OR STEEL	-	-	1,309,697	-	-	-
GRP 694	NAILS, SCREWS, NUTS, BOLTS, RIVETS AND THE LIKE, OF IRON, STEEL, COPPER OR ALUMINIUM	-	-	380,566	-	-	-
GRP 695	TOOLS FOR USE IN THE HAND OR IN MACHINES	-	-	766,523	-	-	-
GRP 697	HOUSEHOLD EQUIPMENT OF BASE METAL, N.E.S.	-	-	6,600	-	-	-
GRP 699	MANUFACTURES OF BASE METAL, N.E.S.	-	-	667,872	-	-	-
GRP 713	INTERNAL COMBUSTION PISTON ENGINES, AND PARTS THEREOF, N.E.S.	-	-	290,403	-	-	-
GRP 714	ENGINES AND MOTORS, NON-ELECTRIC, AND PARTS, N.E.S.	-	-	1,703,810	-	-	-
GRP 716	ROTATING ELECTRIC PLANT AND PARTS THEREOF, N.E.S.	-	-	2,857	-	-	-
GRP 718	OTHER POWER GENERATING MACHINERY AND PARTS THEREOF, N.E.S.	-	-	26,507	-	-	-
GRP 723	CIVIL ENGINEERING AND CONTRACTORS' PLANT AND EQUIPMENT	-	-	310,994	-	-	-
GRP 727	FOOD-PROCESSING MACHINES (EXCLUDING DOMESTIC)	-	-	28,741	-	-	-
GRP 728	OTHER MACHINERY AND EQUIPMENT SPECIALIZED FOR PARTICULAR INDUSTRIES, AND PARTS THEREOF, N.E.S.	15,890	-	197,716	-	15,890	-
GRP 741	HEATING AND COOLING EQUIPMENT AND PARTS THEREOF, N.E.S.	-	-	1,476,605	-	-	-
GRP 742	PUMPS FOR LIQUIDS, LIQUID ELEVATORS AND PARTS	-	-	294,677	-	-	-
GRP 743	PUMPS (OTHER THAN PUMPS FOR LIQUIDS) AND COMPRESSORS AND FANS; CENTRIFUGES; FILTERING OR PURIFYING APPARATUS; AND PARTS THEREOF	-	-	1,333,286	-	-	-
GRP 744	MECHANICAL HANDLING EQUIPMENT, AND PARTS THEREOF, N.E.S.	-	-	656,957	-	-	-
GRP 745	OTHER NON-ELECTRICAL MACHINERY, TOOLS AND MECHANICAL APPARATUS, AND PARTS THEREOF, N.E.S.	-	-	28,656	-	-	-
GRP 746	BALL OR ROLLER BEARINGS	-	-	401,407	-	-	-
GRP 747	TAPS, COCKS, VALVES AND SIMILAR APPLIANCE	-	-	823,941	-	-	-
GRP 748	TRANSMISSION SHAFTS AND CRANKS; BEARING HOUSINGS AND PARTS THEREOF	-	-	3,093,569	-	-	-
GRP 749	NON-ELECTRIC PARTS AND ACCESSORIES OF MACHINERY, N.E.S.	-	-	457,029	-	-	-
GRP 752	AUTOMATIC DATA PROCESSING MACHINES AND UNITS THEREOF	-	-	214,087	-	-	-
GRP 763	SOUND RECORDERS OR REPRODUCERS; TELEVISION IMAGE AND SOUND RECORDERS OR REPRODUCERS; PREPARED UNRECORDED MEDIA	-	-	5,257	-	-	-
GRP 764	TELECOMMUNICATIONS EQUIPMENTS, N.E.S.; THEIR PARTS, AND ACCESSORIES USED IN DIVISION 76	-	-	47,684	-	-	-
GRP 771	ELECTRIC POWER MACHINERY (OTHER THAN ROTATING ELECTRIC PLANT), AND PARTS THEREOF	-	-	2,473,954	-	-	-
GRP 772	ELECTRICAL APPARATUS, RESISTOR, SWITCHBOARD AND CONTROL PANELS N.E.S., AND PARTS N.E.S.	20,334	-	4,844,722	-	20,334	-
GRP 773	EQUIPMENT FOR DISTRIBUTING ELECTRICITY, N.E.S.	-	-	12,879,788	-	-	-
GRP 775	HOUSEHOLD TYPE, ELECTRICAL AND NON-ELECTRICAL EQUIPMENT, N.E.S.	74,580	-	2,591	-	74,580	-
GRP 776	THERMIONIC VALVES AND TUBES; PHOTOCELLS; ETC., AND PARTS THEREOF, N.E.S.	25,430,171	-	1,380,366	-	2,336	-
GRP 778	ELECTRICAL MACHINERY AND APPARATUS, N.E.S.	-	-	210,628	-	-	-
GRP 784	PARTS AND ACCESSORIES, OF THE MOTOR VEHICLES FALLING WITHIN HEADING 722, 781, 782 OR 783	-	-	294,566	-	-	-
GRP 792	AIRCRAFT AND ASSOCIATED EQUIPMENT, SPACECRAFTS AND SPACECRAFT LAUNCH VEHICLES AND PARTS	300,262	-	394,140	-	300,262	-
GRP 793	SHIPS, BOATS (INCLUDING HOVERCRAFT) AND FLOATING STRUCTURES	-	-	416,467	-	-	-
GRP 821	FURNITURE AND PARTS THEREOF	16,200	-	-	-	16,200	-
GRP 831	TRAVEL GOODS, HANDBAGS AND SIMILAR CONTAINERS	-	-	282,986	-	-	-

SARAWAK

JADUAL 20 (SAMB) : NILAI EKSPORT, IMPORT DAN EKSPORT SEMULA MENGIKUT KUMPULAN, BAHAGIAN DAN SEKSYEN BAGI SETIAP NEGARA
TABLE 20 (CONT'D) : VALUE OF EXPORTS, IMPORTS AND RE-EXPORTS BY GROUPS, DIVISIONS AND SECTIONS FOR EACH COUNTRY

GROUP / DIV / SECT	COUNTRY OF DESTINATION / ORIGIN	EXPORTS & RE-EXPORTS RM F.O.B.		IMPORTS RM C.I.F.		RE-EXPORTS RM F.O.B.	
		JAN - DIS	2020	JAN - DIS	2020	JAN - DIS	2020
GRP 842	WOMEN'S AND GIRLS' COATS, CAPES, JACKETS, SUITS, BLAZERS, TROUSERS, SHORTS AND SIMILAR ARTICLES OF TEXTILE FABRICS, NOT KNITTED OR CROCHETED	-	-	21,715	-	-	-
GRP 843	MEN'S OR BOYS' COATS, CAPES, JACKETS, SUITS, BLAZERS, TROUSERS, SHORTS AND SIMILAR ARTICLES OF TEXTILE FABRICS, KNITTED OR CROCHETED	-	-	4,357	-	-	-
GRP 845	ARTICLES OF APPAREL, OF TEXTILE FABRICS, WHETHER OR NOT KNITTED OR CROCHETED, N.E.S.	-	-	5,888	-	-	-
GRP 846	CLOTHING ACCESSORIES, OF TEXTILE FABRICS, WHETHER OR NOT KNITTED OR CROCHETED	-	-	7,690	-	-	-
GRP 848	ARTICLES OF APPAREL AND CLOTHING ACCESSORIES OF OTHER THAN TEXTILE FABRICS, HEADGEAR OF ALL MATERIALS	-	-	25,995	-	-	-
GRP 851	FOOTWEAR	-	-	11,225	-	-	-
GRP 873	METERS AND COUNTERS, N.E.S.	-	-	219,921	-	-	-
GRP 874	MEASURING, CHECKING, ANALYSING AND CONTROLLING INSTRUMENTS AND APPARATUS N.E.S.	2,000	-	2,452,177	-	2,000	-
GRP 885	WATCHES AND CLOCKS	-	-	4,141	-	-	-
GRP 892	PRINTED MATTER	-	-	39,830	-	-	-
GRP 893	ARTICLES, NES OF PLASTICS	-	-	117,804	-	-	-
GRP 894	BABY CARRIAGES, TOYS, GAMES AND SPORTING GOODS	-	-	30,163	-	-	-
GRP 897	JEWELLERY, GOLDSMITHS' AND SILVERSMITHS' WARES AND OTHER ARTICLES OF PRECIOUS OR SEMI-PRECIOUS MATERIALS, N.E.S.	-	-	3,581	-	-	-
GRP 899	MISCELLANEOUS MANUFACTURED ARTICLES, N.E.S.	-	-	9,340	-	-	-
GRP 931	SPECIAL TRANSACTIONS AND COMMODITIES	17,617	-	2,229,521	-	5,537	-
DIV 00	LIVE ANIMALS	-	-	952,910	-	-	-
DIV 02	DAIRY PRODUCT AND BIRDS EGGS	-	-	158,660	-	-	-
DIV 03	FISH, CRUSTACEANS AND MOLLUSCS, AND PREPARATIONS THEREOF	-	-	693,429	-	-	-
DIV 04	CEREALS AND CEREAL PREPARATIONS	-	-	113,880	-	-	-
DIV 05	VEGETABLES AND FRUITS	-	-	1,313,089	-	-	-
DIV 07	COFFEE, TEA, COCOA, SPICES, AND MANUFACTURES THEREOF	405,944	-	2,805	-	-	-
DIV 08	FEEDING STUFF FOR ANIMALS (NOT INCLUDING UNMILLED CEREALS)	-	-	12,249	-	-	-
DIV 09	MISCELLANEOUS EDIBLE PRODUCTS AND PREPARATIONS	-	-	331,082	-	-	-
DIV 11	BEVERAGES	216	-	430,487	-	216	-
DIV 12	TOBACCO AND TOBACCO MANUFACTURES THEREOF	230	-	-	-	230	-
DIV 27	CRUDE FERTILIZERS AND CRUDE MINERALS (EXCLUDING COAL, PETROLEUM AND PRECIOUS STONES)	-	-	139,753	-	-	-
DIV 28	METALLIFEROUS ORES AND METAL SCRAP	-	-	633,014	-	-	-
DIV 33	PETROLEUM, PETROLEUM PRODUCTS AND RELATED MATERIALS	-	-	354,981	-	-	-
DIV 51	ORGANIC CHEMICALS	-	-	996,412	-	-	-
DIV 52	INORGANIC CHEMICALS	-	-	13,984,720	-	-	-
DIV 54	MEDICINAL AND PHARMACEUTICAL PRODUCTS	-	-	93,382	-	-	-
DIV 55	ESSENTIAL OILS AND RESINOIDS AND PERFUME MATERIALS; TOILET, POLISHING AND CLEANSING PREPARATIONS	-	-	20,516	-	-	-
DIV 57	PLASTICS IN PRIMARY FORMS	-	-	729,989	-	-	-
DIV 59	CHEMICAL MATERIALS AND PRODUCTS, N.E.S.	612,159	-	3,818,971	-	612,159	-
DIV 61	LEATHER, LEATHER MANUFACTURES, N.E.S. AND DRESSED FURSKINS	-	-	4,545	-	-	-
DIV 62	RUBBER MANUFACTURES, N.E.S.	-	-	277,839	-	-	-
DIV 64	PAPER, PAPERBOARD, AND ARTICLES OF PAPER PULP, OF PAPER OR PAPERBOARD	-	-	2,834,960	-	-	-
DIV 65	TEXTILE YARN, FABRICS, MADE-UP ARICLES, N.E.S. AND RELATED PRODUCTS	-	-	2,944	-	-	-
DIV 66	NON-METALLIC MINERAL MANUFACTURES N.E.S.	-	-	79,993	-	-	-
DIV 67	IRON AND STEEL	39,272,379	-	1,309,697	-	-	-
DIV 69	MANUFACTURES OF METAL, N.E.S.	-	-	1,821,561	-	-	-
DIV 71	POWER GENERATING MACHINERY AND EQUIPMENT	-	-	2,023,577	-	-	-
DIV 72	MACHINERY SPECIALIZED FOR PARTICULAR INDUSTRIES	15,890	-	537,451	-	15,890	-
DIV 74	GENERAL INDUSTRIAL MACHINERY AND EQUIPMENT, N.E.S. AND MACHINE PARTS, N.E.S.	-	-	8,566,127	-	-	-
DIV 75	OFFICE MACHINES AND AUTOMATIC DATA PROCESSING EQUIPMENT	-	-	214,087	-	-	-
DIV 76	TELECOMMUNICATIONS AND SOUND RECORDING AND REPRODUCING APPARATUS AND EQUIPMENT	-	-	52,941	-	-	-

SARAWAK

JADUAL 20 (SAMB) : NILAI EKSPORT, IMPORT DAN EKSPORT SEMULA MENGIKUT KUMPULAN, BAHAGIAN DAN SEKSYEN BAGI SETIAP NEGARA
 TABLE 20 (CONT'D) : VALUE OF EXPORTS, IMPORTS AND RE-EXPORTS BY GROUPS, DIVISIONS AND SECTIONS FOR EACH COUNTRY

GROUP / DIV / SECT	COUNTRY OF DESTINATION / ORIGIN	EXPORTS & RE-EXPORTS RM F.O.B.		IMPORTS RM C.I.F.		RE-EXPORTS RM F.O.B.	
		JAN - DIS	2020	JAN - DIS	2020	JAN - DIS	2020
DIV 77	ELECTRICAL MACHINERY, APPARATUS AND APPLIANCES, N.E.S. AND ELECTRICAL PARTS THEREOF	25,525,085		21,792,049		97,250	
DIV 78	ROAD VEHICLES (INCLUDING AIR - CUSHION VEHICLES)	-		294,566		-	
DIV 79	OTHERS TRANSPORT EQUIPMENT	300,262		810,607		300,262	
DIV 82	FURNITURE AND PARTS THEREOF	16,200		-		16,200	
DIV 83	TRAVEL GOODS, HANDBAGS AND SIMILAR CONTAINERS	-		282,986		-	
DIV 84	ARTICLES OF APPAREL AND CLOTHING ACCESSORIES	-		65,645		-	
DIV 85	FOOTWEAR	-		11,225		-	
DIV 87	PROFESSIONAL, SCIENTIFIC AND CONTROLLING INSTRUMENTS AND APPARATUS, N.E.S.	2,000		2,672,098		2,000	
DIV 88	PHOTOGRAPHIC APPARATUS, EQUIPMENT AND SUPPLIED AND OPTICAL GOODS, N.E.S., WATCHES AND CLOCKS	-		4,141		-	
DIV 89	MISCELLANEOUS MANUFACTURED ARTICLES, N.E.S.	-		200,718		-	
DIV 93	SPECIAL TRANSACTIONS AND COMMODITIES	17,617		2,229,521		5,537	
SECT 0	FOOD	405,944		3,578,104		-	
SECT 1	BEVERAGES AND TOBACCO	446		430,487		446	
SECT 2	CRUDE MATERIALS, INEDIBLE	-		772,767		-	
SECT 3	MINERAL FUELS, LUBRICANTS, ETC.	-		354,981		-	
SECT 5	CHEMICALS	612,159		19,643,990		612,159	
SECT 6	MANUFACTURED GOODS	39,272,379		6,331,539		-	
SECT 7	MACHINERY & TRANSPORT EQUIPMENT	25,841,237		34,291,405		413,402	
SECT 8	MISCELLANEOUS MANUFACTURED ARTICLES	18,200		3,236,813		18,200	
SECT 9	MISCELLANEOUS TRANSACTIONS AND COMMODITIES	17,617		2,229,521		5,537	
	TOTAL - FRANCE	66,167,982		70,869,607		1,049,744	
***	GABON						
GRP 287	ORES AND CONCENTRATES OF BASE METALS, N.E.S.	-		39,425,390		-	
GRP 634	VENEERS, PLYWOOD, PARTICLE BOARD, AND OTHER WOOD, WORKED, N.E.S.	-		5,090,774		-	
GRP 663	MINERAL MANUFACTURES, N.E.S.	8,087		-		-	
GRP 695	TOOLS FOR USE IN THE HAND OR IN MACHINES	159,246		-		159,246	
GRP 728	OTHER MACHINERY AND EQUIPMENT SPECIALIZED FOR PARTICULAR INDUSTRIES, AND PARTS THEREOF, N.E.S.	43,183		-		43,183	
GRP 735	PARTS, NES AND ACCESSORIES FOR USE WITH MACHINES FALLING WITHIN HEADING 731 AND 733	340,524		-		340,524	
GRP 743	PUMPS (OTHER THAN PUMPS FOR LIQUIDS) AND COMPRESSORS AND FANS; CENTRIFUGES; FILTERING OR PURIFYING APPARATUS; AND PARTS THEREOF	-		22,810		-	
GRP 752	AUTOMATIC DATA PROCESSING MACHINES AND UNITS THEREOF	116,062		-		116,062	
GRP 931	SPECIAL TRANSACTIONS AND COMMODITIES	946		-		946	
DIV 28	METALLIFEROUS ORES AND METAL SCRAP	-		39,425,390		-	
DIV 63	CORK AND WOOD MANUFACTURES (EXCLUDING FURNITURE)	-		5,090,774		-	
DIV 66	NON-METALLIC MINERAL MANUFACTURES N.E.S.	8,087		-		-	
DIV 69	MANUFACTURES OF METAL, N.E.S.	159,246		-		159,246	
DIV 72	MACHINERY SPECIALIZED FOR PARTICULAR INDUSTRIES	43,183		-		43,183	
DIV 73	METALWORKING MACHINERY	340,524		-		340,524	
DIV 74	GENERAL INDUSTRIAL MACHINERY AND EQUIPMENT, N.E.S. AND MACHINE PARTS, N.E.S.	-		22,810		-	
DIV 75	OFFICE MACHINES AND AUTOMATIC DATA PROCESSING EQUIPMENT	116,062		-		116,062	
DIV 93	SPECIAL TRANSACTIONS AND COMMODITIES	946		-		946	
SECT 2	CRUDE MATERIALS, INEDIBLE	-		39,425,390		-	
SECT 6	MANUFACTURED GOODS	167,333		5,090,774		159,246	
SECT 7	MACHINERY & TRANSPORT EQUIPMENT	499,769		22,810		499,769	
SECT 9	MISCELLANEOUS TRANSACTIONS AND COMMODITIES	946		-		946	
	TOTAL - GABON	668,048		44,538,974		659,961	
***	GAMBIA						
GRP 512	ALCOHOLS, PHENOLS, PHENOL-ALCOHOLS, AND THEIR DERIVATIVES	217,197		-		-	
DIV 51	ORGANIC CHEMICALS	217,197		-		-	

SARAWAK

JADUAL 20 (SAMB) : NILAI EKSPORT, IMPORT DAN EKSPORT SEMULA MENGIKUT KUMPULAN, BAHAGIAN DAN SEKSYEN BAGI SETIAP NEGARA
 TABLE 20 (CONT'D) : VALUE OF EXPORTS, IMPORTS AND RE-EXPORTS BY GROUPS, DIVISIONS AND SECTIONS FOR EACH COUNTRY

GROUP / DIV / SECT	COUNTRY OF DESTINATION / ORIGIN	EXPORTS & RE-EXPORTS RM F.O.B.		IMPORTS RM C.I.F.		RE-EXPORTS RM F.O.B.	
		JAN - DIS	2020	JAN - DIS	2020	JAN - DIS	2020
SECT 5	CHEMICALS		217,197		-		-
	TOTAL - GAMBIA		217,197		-		-
***	GEORGIA						
GRP 679	TUBES, PIPES AND HOLLOW PROFILES, AND TUBES OR PIPE FITTINGS, OF IRON OR STEEL		-		7,809		-
GRP 695	TOOLS FOR USE IN THE HAND OR IN MACHINES		-		49,169		-
GRP 699	MANUFACTURES OF BASE METAL, N.E.S.		-		4,181		-
GRP 713	INTERNAL COMBUSTION PISTON ENGINES, AND PARTS THEREOF, N.E.S.		-		201,525		-
GRP 723	CIVIL ENGINEERING AND CONTRACTORS' PLANT AND EQUIPMENT		-		136,227		-
GRP 728	OTHER MACHINERY AND EQUIPMENT SPECIALIZED FOR PARTICULAR INDUSTRIES, AND PARTS THEREOF, N.E.S.		-		82,004		-
GRP 743	PUMPS (OTHER THAN PUMPS FOR LIQUIDS) AND COMPRESSORS AND FANS; CENTRIFUGES; FILTERING OR PURIFYING APPARATUS; AND PARTS THEREOF		-		2,405		-
GRP 744	MECHANICAL HANDLING EQUIPMENT, AND PARTS THEREOF, N.E.S.		-		31,524		-
GRP 745	OTHER NON-ELECTRICAL MACHINERY, TOOLS AND MECHANICAL APPARATUS, AND PARTS THEREOF, N.E.S.		-		159,205		-
GRP 749	NON-ELECTRIC PARTS AND ACCESSORIES OF MACHINERY, N.E.S.		-		62,708		-
GRP 772	ELECTRICAL APPARATUS, RESISTOR, SWITCHBOARD AND CONTROL PANELS N.E.S., AND PARTS N.E.S.		-		248,237		-
GRP 874	MEASURING, CHECKING, ANALYSING AND CONTROLLING INSTRUMENTS AND APPARATUS N.E.S.		-		42,786		-
GRP 931	SPECIAL TRANSACTIONS AND COMMODITIES		-		22,989		-
DIV 67	IRON AND STEEL		-		7,809		-
DIV 69	MANUFACTURES OF METAL, N.E.S.		-		53,350		-
DIV 71	POWER GENERATING MACHINERY AND EQUIPMENT		-		201,525		-
DIV 72	MACHINERY SPECIALIZED FOR PARTICULAR INDUSTRIES		-		218,231		-
DIV 74	GENERAL INDUSTRIAL MACHINERY AND EQUIPMENT, N.E.S. AND MACHINE PARTS, N.E.S.		-		255,842		-
DIV 77	ELECTRICAL MACHINERY, APPARATUS AND APPLIANCES, N.E.S. AND ELECTRICAL PARTS THEREOF		-		248,237		-
DIV 87	PROFESSIONAL, SCIENTIFIC AND CONTROLLING INSTRUMENTS AND APPARATUS, N.E.S.		-		42,786		-
DIV 93	SPECIAL TRANSACTIONS AND COMMODITIES		-		22,989		-
SECT 6	MANUFACTURED GOODS		-		61,159		-
SECT 7	MACHINERY & TRANSPORT EQUIPMENT		-		923,835		-
SECT 8	MISCELLANEOUS MANUFACTURED ARTICLES		-		42,786		-
SECT 9	MISCELLANEOUS TRANSACTIONS AND COMMODITIES		-		22,989		-
	TOTAL - GEORGIA		-		1,050,769		-
***	GERMANY, FEDERAL REPUBLIC OF						
GRP 012	OTHER MEAT AND EDIBLE OFFAL, FRESH, CHILLED OR FROZEN		-		8,218,507		-
GRP 017	MEAT AND EDIBLE MEAT OFFAL, PREPARED OR PRESERVED, N.E.S.		-		53,124		-
GRP 022	MILK AND CREAM AND MILK PRODUCTS OTHER THAN BUTTER OR CHEESE		-		581,536		-
GRP 023	BUTTER AND OTHER FATS AND OILS DERIVED FROM MILK		-		521,314		-
GRP 024	CHEESE AND CURD		-		446,542		-
GRP 048	CEREAL PREPARATIONS AND PREPARATION OF FLOUR OR STARCH OF FRUITS OR VEGETABLES		-		103,089		-
GRP 056	VEGETABLES, ROOT AND TUBERS, PREPARED OR PRESERVED, N.E.S.		-		659,877		-
GRP 058	FRUITS, PRESERVED, AND FRUIT PREPARATIONS (EXCLUDING FRUIT JUICES)		-		15,758		-
GRP 059	FRUIT JUICES (INCLUDING GRAPE MUST) & VEGETABLE JUICES, UNFERMENTED & NOT CONTAINING ADDED SPIRIT, WHETHER / NOT CONTAINING ADDED SUGAR OR OTHER SWEETENING MATTER		-		6,277		-
GRP 061	SUGARS, MOLASSES AND HONEY		-		14,180		-
GRP 062	SUGAR CONFECTIONERY		-		9,201		-

SARAWAK

JADUAL 20 (SAMB) : NILAI EKSPORT, IMPORT DAN EKSPORT SEMULA MENGIKUT KUMPULAN, BAHAGIAN DAN SEKSYEN BAGI SETIAP NEGARA
 TABLE 20 (CONT'D) : VALUE OF EXPORTS, IMPORTS AND RE-EXPORTS BY GROUPS, DIVISIONS AND SECTIONS FOR EACH COUNTRY

GROUP / DIV / SECT	COUNTRY OF DESTINATION / ORIGIN	EXPORTS & RE-EXPORTS RM F.O.B.		IMPORTS RM C.I.F.		RE-EXPORTS RM F.O.B.	
		JAN - DIS	2020	JAN - DIS	2020	JAN - DIS	2020
GRP 071	COFFEE AND COFFEE SUBSTITUTES	-	-	17,984	-	-	-
GRP 073	CHOCOLATE AND OTHER FOOD PREPARATIONS CONTAINING COCOA, N.E.S	-	-	31,762	-	-	-
GRP 075	SPICES	-	-	67,848	-	-	-
GRP 081	FEEDING STUFF FOR ANIMALS (NOT INCLUDING UNMILLED CEREALS)	-	-	1,397,224	-	-	-
GRP 098	EDIBLE PRODUCTS AND PREPARATIONS, N.E.S.	-	-	374,403	-	-	-
GRP 112	ALCOHOLIC BEVERAGES	-	-	267,840	-	-	-
GRP 122	TOBACCO, MANUFACTURED (WHETHER OR NOT CONTAINING TOBACCO SUBSTITUTES)	-	-	68,732	-	-	-
GRP 223	OIL SEEDS AND OLEAGINOUS FRUITS, FOR EXTRACTION OF OTHER FIXED VEGETABLE OILS	75,481	-	-	-	75,481	-
GRP 248	WOOD, SIMPLY WORKED, AND RAILWAY SLEEPERS OF WOOD	-	-	352,281	-	-	-
GRP 278	OTHER CRUDE MINERALS	-	-	241,058	-	-	-
GRP 291	CRUDE ANIMAL MATERIALS, N.E.S.	-	-	32,511	-	-	-
GRP 292	CRUDE VEGETABLE MATERIALS, N.E.S.	-	-	18,292	-	-	-
GRP 322	BRIGUETTES, LIGNITE AND PEAT	-	-	317,413	-	-	-
GRP 334	PETROLEUM PRODUCTS, REFINED	-	-	6,576,701	-	-	-
GRP 335	RESIDUAL PETROLEUM PRODUCTS, N.E.S. AND RELATED MATERIALS	66,620,093	-	-	-	-	-
GRP 411	ANIMAL OILS AND FATS	-	-	11,610	-	-	-
GRP 422	OTHER FIXED VEGETABLE OILS, FLUID OR SOLID, CRUDE, REFINED OR PURIFIED	8,785,078	-	-	-	-	-
GRP 512	ALCOHOLS, PHENOLS, PHENOL-ALCOHOLS, AND THEIR DERIVATIVES	-	-	23,527	-	-	-
GRP 522	INORGANIC CHEMICAL ELEMENTS, OXIDES AND HALOGEN SALTS	6,665,281	-	287,041	-	-	-
GRP 524	OTHER INORGANIC CHEMICALS; ORGANIC AND INORGANIC COMPOUNDS OF PRECIOUS METALS	-	-	5,649	-	-	-
GRP 533	PIGMENTS, PAINTS, VARNISHES AND RELATED MATERIALS	-	-	7,651	-	-	-
GRP 542	MEDICAMENTS (INCLUDING VETERINARY MEDICAMENTS)	-	-	131,441	-	-	-
GRP 551	ESSENTIAL OILS, PERFUME AND FLAVOUR MATERIALS	-	-	3,863	-	-	-
GRP 554	SOAP, CLEANSING AND POLISHING PREPARATIONS	-	-	20,483	-	-	-
GRP 562	FERTILIZERS, MANUFACTURED	-	-	10,852,350	-	-	-
GRP 575	OTHER PLASTICS, IN PRIMARY FORMS	-	-	195,549	-	-	-
GRP 581	TUBES, PIPES AND HOSES OF PLASTICS	-	-	76,484	-	-	-
GRP 582	PLATES, SHEETS, FILM, COIL AND STRIP OF PLASTICS	-	-	206,536	-	-	-
GRP 591	DISINFECTANTS, INSECTICIDES, FUNGICIDES, WEED KILLERS, ANTI-SPROUTING PRODUCTS, ETC.	-	-	35,186	-	-	-
GRP 593	EXPLOSIVES AND PYROTECHNIC PRODUCTS	-	-	20,346	-	-	-
GRP 597	PREPARED ADDITIVES FOR MINERAL OILS; LUBRICATING PREPARATIONS	-	-	741,402	-	-	-
GRP 598	MISCELLANEOUS CHEMICAL PRODUCTS, N.E.S.	-	-	622,350	-	-	-
GRP 621	MATERIALS OF RUBBER	-	-	212,935	-	-	-
GRP 625	RUBBER TYRES, INTERCHANGEABLE TYRE TREADS, INNER TUBES AND TYRE FLABS	-	-	116,281	-	-	-
GRP 629	ARTICLES OF RUBBER, N.E.S	-	-	1,132,392	-	-	-
GRP 634	VENEERS, PLYWOOD, PARTICLE BOARD, AND OTHER WOOD, WORKED, N.E.S.	-	-	30,358	-	-	-
GRP 641	PAPER AND PAPERBOARD	-	-	140,435	-	-	-
GRP 642	PAPER AND PAPERBOARD, CUT TO SIZE OR SHAPE, AND ARTICLES OF PAPER OR PAPERBOARD	-	-	26,759	-	-	-
GRP 657	SPECIAL YARNS, TEXTILE FABRICS AND RELATED PRODUCTS	-	-	562,697	-	-	-
GRP 658	MADE-UP ARTICLES, WHOLLY OR CHIEFLY OF TEXTILE MATERIALS, N.E.S.	-	-	327,835	-	-	-
GRP 661	LIME, CEMENT, AND FABRICATED CONSTRUCTION MATERIALS (EXCEPT GLASS AND CLAY MATERIALS)	-	-	21,154	-	-	-
GRP 663	MINERAL MANUFACTURES, N.E.S.	-	-	168,999	-	-	-
GRP 664	GLASS	-	-	247,429	-	-	-
GRP 666	POTTERY	-	-	2,972	-	-	-
GRP 671	PIG IRON, SPIEGELEISEN, SPONGE IRON, IRON OR STEEL GRANULES AND POWDERS AND FERRO-ALLOYS	24,404,039	-	-	-	-	-
GRP 675	FLAT-ROLLED PRODUCTS OF ALLOY STEEL	-	-	61,595	-	-	-
GRP 676	IRON AND STEEL BARS, RODS, ANGLES, SHAPES AND SECTIONS (INCLUDING SHEET PILING)	-	-	470,629	-	-	-
GRP 679	TUBES, PIPES AND HOLLOW PROFILES, AND TUBES OR PIPE FITTINGS, OF IRON OR STEEL	-	-	792,966	-	-	-
GRP 682	COPPER (INCLUDING ALLOYS)	1,188,644	-	61,389	-	-	-

SARAWAK

JADUAL 20 (SAMB) : NILAI EKSPORT, IMPORT DAN EKSPORT SEMULA MENGIKUT KUMPULAN, BAHAGIAN DAN SEKSYEN BAGI SETIAP NEGARA
 TABLE 20 (CONT'D) : VALUE OF EXPORTS, IMPORTS AND RE-EXPORTS BY GROUPS, DIVISIONS AND SECTIONS FOR EACH COUNTRY

GROUP / DIV / SECT	COUNTRY OF DESTINATION / ORIGIN	EXPORTS & RE-EXPORTS RM F.O.B.		IMPORTS RM C.I.F.		RE-EXPORTS RM F.O.B.	
		JAN - DIS	2020	JAN - DIS	2020	JAN - DIS	2020
GRP 683	NICKEL (INCLUDING ALLOYS)	-	-	17,863	-	-	-
GRP 684	ALUMINIUM (INCLUDING ALLOYS)	-	-	29,020	-	-	-
GRP 691	STRUCTURES AND PARTS OF STRUCTURES, N.E.S., OF IRON, STEEL OR ALUMINIUM	-	-	52,699	-	-	-
GRP 693	WIRE PRODUCTS (EXCLUDING INSULATED ELECTRICAL WIRING) AND FENCING GRILLS	-	-	75,245	-	-	-
GRP 694	NAILS, SCREWS, NUTS, BOLTS, RIVETS AND THE LIKE, OF IRON, STEEL, COPPER OR ALUMINIUM	-	-	619,746	-	-	-
GRP 695	TOOLS FOR USE IN THE HAND OR IN MACHINES	-	-	14,467,142	-	-	-
GRP 697	HOUSEHOLD EQUIPMENT OF BASE METAL, N.E.S.	-	-	123,788	-	-	-
GRP 699	MANUFACTURES OF BASE METAL, N.E.S.	-	-	890,652	-	-	-
GRP 711	STEAM OR OTHER VAPOUR GENERATING BOILERS, SUPERHEATED WATER BOILERS, AND AUXILIARY PLANT FOR USE THEREWITH; AND PARTS THEREOF	-	-	813,000	-	-	-
GRP 712	STEAM TURBINES AND OTHER VAPOUR TURBINES, AND PARTS THEREOF, N.E.S.	8,000,000	-	-	-	8,000,000	-
GRP 713	INTERNAL COMBUSTION PISTON ENGINES, AND PARTS THEREOF, N.E.S.	-	-	5,554,683	-	-	-
GRP 714	ENGINES AND MOTORS, NON-ELECTRIC, AND PARTS, N.E.S.	-	-	770,133	-	-	-
GRP 716	ROTATING ELECTRIC PLANT AND PARTS THEREOF, N.E.S.	-	-	8,299,243	-	-	-
GRP 718	OTHER POWER GENERATING MACHINERY AND PARTS THEREOF, N.E.S.	-	-	1,669,796	-	-	-
GRP 721	AGRICULTURAL MACHINERY (EXCLUDING TRACTORS) AND PARTS THEREOF	-	-	29,450	-	-	-
GRP 723	CIVIL ENGINEERING AND CONTRACTORS' PLANT AND EQUIPMENT	-	-	13,240,804	-	-	-
GRP 724	TEXTILE AND LEATHER MACHINERY, AND PARTS THEREOF, N.E.S.	-	-	126,292	-	-	-
GRP 725	PAPER MILL AND PULP MILL MACHINERY, PAPER CUTTING MACHINES AND OTHER MACHINERY FOR THE MANUFACTURE OF PAPER ARTICLES; PARTS THEREOF	-	-	263,400	-	-	-
GRP 727	FOOD-PROCESSING MACHINES (EXCLUDING DOMESTIC)	-	-	136,331	-	-	-
GRP 728	OTHER MACHINERY AND EQUIPMENT SPECIALIZED FOR PARTICULAR INDUSTRIES, AND PARTS THEREOF, N.E.S.	2,880,365	-	17,046,779	-	2,880,365	-
GRP 731	MACHINE-TOOLS WORKING BY REMOVING METAL OR OTHER MATERIAL	-	-	337,472	-	-	-
GRP 735	PARTS, NES AND ACCESSORIES FOR USE WITH MACHINES FALLING WITHIN HEADING 731 AND 733	-	-	40,770	-	-	-
GRP 737	METALWORKING MACHINERY (OTHER THAN MACHINE- TOOLS), AND PARTS THEROF, N.E.S.	-	-	222,052	-	-	-
GRP 741	HEATING AND COOLING EQUIPMENT AND PARTS THEREOF, N.E.S.	-	-	4,882,606	-	-	-
GRP 742	PUMPS FOR LIQUIDS, LIQUID ELEVATORS AND PARTS	-	-	2,605,729	-	-	-
GRP 743	PUMPS (OTHER THAN PUMPS FOR LIQUIDS) AND COMPRESSORS AND FANS; CENTRIFUGES; FILTERING OR PURIFYING APPARATUS; AND PARTS THEREOF	-	-	5,952,401	-	-	-
GRP 744	MECHANICAL HANDLING EQUIPMENT, AND PARTS THEREOF, N.E.S.	-	-	4,702,133	-	-	-
GRP 745	OTHER NON-ELECTRICAL MACHINERY, TOOLS AND MECHANICAL APPARATUS, AND PARTS THEREOF, N.E.S.	-	-	5,659,430	-	-	-
GRP 746	BALL OR ROLLER BEARINGS	-	-	1,350,109	-	-	-
GRP 747	TAPS, COCKS, VALVES AND SIMILAR APPLIANCE	500,000	-	4,626,835	-	500,000	-
GRP 748	TRANSMISSION SHAFTS AND CRANKS; BEARING HOUSINGS AND PARTS THEREOF	-	-	8,069,631	-	-	-
GRP 749	NON-ELECTRIC PARTS AND ACCESSORIES OF MACHINERY, N.E.S.	70,000	-	3,490,390	-	70,000	-
GRP 752	AUTOMATIC DATA PROCESSING MACHINES AND UNITS THEREOF	-	-	150,601	-	-	-
GRP 759	PARTS AND ACCESSORIES FOR USE WITHIN GROUPS 751 AND 752	-	-	26,143	-	-	-
GRP 763	SOUND RECORDERS OR REPRODUCERS; TELEVISION IMAGE AND SOUND RECORDERS OR REPRODUCERS; PREPARED UNRECORDED MEDIA	-	-	36,449	-	-	-
GRP 764	TELECOMMUNICATIONS EQUIPMENTS, N.E.S.; THEIR PARTS, AND ACCESSORIES USED IN DIVISION 76	-	-	184,279	-	-	-
GRP 771	ELECTRIC POWER MACHINERY (OTHER THAN ROTATING ELECTRIC PLANT), AND PARTS THEREOF	147,970	-	2,462,017	-	147,970	-
GRP 772	ELECTRICAL APPARATUS, RESISTOR, SWITCHBOARD AND CONTROL PANELS N.E.S., AND PARTS N.E.S.	65,876	-	18,308,775	-	65,876	-
GRP 773	EQUIPMENT FOR DISTRIBUTING ELECTRICITY, N.E.S.	5,326	-	4,035,988	-	5,326	-
GRP 774	ELECTRO-DIAGNOSTIC APPARATUS FOR MEDICAL, SURGICAL, DENTAL OR VETERINARY SCIENCES AND RADIOLOGICAL APPARATUS	-	-	872,196	-	-	-

SARAWAK

JADUAL 20 (SAMB) : NILAI EKSPORT, IMPORT DAN EKSPORT SEMULA MENGIKUT KUMPULAN, BAHAGIAN DAN SEKSYEN BAGI SETIAP NEGARA
TABLE 20 (CONT'D) : VALUE OF EXPORTS, IMPORTS AND RE-EXPORTS BY GROUPS, DIVISIONS AND SECTIONS FOR EACH COUNTRY

GROUP / DIV / SECT	COUNTRY OF DESTINATION / ORIGIN	EXPORTS & RE-EXPORTS RM F.O.B.		IMPORTS RM C.I.F.		RE-EXPORTS RM F.O.B.	
		JAN - DIS	2020	JAN - DIS	2020	JAN - DIS	2020
GRP 775	HOUSEHOLD TYPE, ELECTRICAL AND NON-ELECTRICAL EQUIPMENT, N.E.S.	-	-	133,112	-	-	-
GRP 776	THERMIONIC VALVES AND TUBES; PHOTOCELLS; ETC., AND PARTS THEREOF, N.E.S.	281,490,312	-	236,355	-	111,871	-
GRP 778	ELECTRICAL MACHINERY AND APPARATUS, N.E.S.	75,395,528	-	7,601,000	-	107,022	-
GRP 781	MOTOR CARS AND OTHER MOTOR VEHICLES FOR THE TRANSPORT OF PERSONS	-	-	15,147,218	-	-	-
GRP 784	PARTS AND ACCESSORIES, OF THE MOTOR VEHICLES FALLING WITHIN HEADING 722, 781, 782 OR 783	-	-	1,162,878	-	-	-
GRP 785	MOTORCYCLES, AND CYCLES, MOTORIZED AND NON-MOTORIZED; INVALID CARRIAGES	-	-	127,028	-	-	-
GRP 786	TRAILERS AND SEMI-TRAILERS; OTHER VEHICLES, NOT MECHANICALLY PROPELLED; SPECIALLY DESIGNED AND EQUIPPED TRANSPORT CONTAINERS	-	-	123,728	-	-	-
GRP 792	AIRCRAFT AND ASSOCIATED EQUIPMENT, SPACECRAFTS AND SPACECRAFT LAUNCH VEHICLES AND PARTS	289,764	-	693,352	-	289,764	-
GRP 813	LIGHTING FIXTURES AND FITTINGS, N.E.S.	-	-	24,748	-	-	-
GRP 821	FURNITURE AND PARTS THEREOF	-	-	146,004	-	-	-
GRP 831	TRAVEL GOODS, HANDBAGS AND SIMILAR CONTAINERS	-	-	30,658	-	-	-
GRP 845	ARTICLES OF APPAREL, OF TEXTILE FABRICS, WHETHER OR NOT KNITTED OR CROCHETED, N.E.S.	-	-	2,386	-	-	-
GRP 846	CLOTHING ACCESSORIES, OF TEXTILE FABRICS, WHETHER OR NOT KNITTED OR CROCHETED	-	-	4,815	-	-	-
GRP 848	ARTICLES OF APPAREL AND CLOTHING ACCESSORIES OF OTHER THAN TEXTILE FABRICS, HEADGEAR OF ALL MATERIALS	-	-	7,682	-	-	-
GRP 851	FOOTWEAR	-	-	10,413	-	-	-
GRP 871	OPTICAL INSTRUMENTS AND APPARATUS, N.E.S.	-	-	24,142	-	-	-
GRP 872	MEDICAL INSTRUMENTS AND APPLIANCES, N.E.S.	-	-	2,118,652	-	-	-
GRP 873	METERS AND COUNTERS, N.E.S.	-	-	19,794	-	-	-
GRP 874	MEASURING, CHECKING, ANALYSING AND CONTROLLING INSTRUMENTS AND APPARATUS N.E.S.	24,040	-	3,494,783	-	24,040	-
GRP 884	OPTICAL GOODS, N.E.S.	-	-	41,730	-	-	-
GRP 885	WATCHES AND CLOCKS	-	-	40,702	-	-	-
GRP 891	ARMS AND AMMUNITION	-	-	3,908	-	-	-
GRP 892	PRINTED MATTER	-	-	10,781	-	-	-
GRP 893	ARTICLES, NES OF PLASTICS	-	-	304,459	-	-	-
GRP 895	OFFICE AND STATIONARY SUPPLIES, N.E.S.	-	-	11,831	-	-	-
GRP 896	WORKS OF ART, COLLECTORS' PIECES AND ANTIQUES	-	-	6,659	-	-	-
GRP 898	MUSICAL INSTRUMENTS AND PARTS AND ACCESSORIES THEREOF	-	-	93,289	-	-	-
GRP 899	MISCELLANEOUS MANUFACTURED ARTICLES, N.E.S.	-	-	93,490	-	-	-
GRP 931	SPECIAL TRANSACTIONS AND COMMODITIES	44,893	-	2,656,373	-	9,481	-
DIV 01	MEAT AND MEAT PREPARATIONS	-	-	8,271,631	-	-	-
DIV 02	DAIRY PRODUCT AND BIRDS EGGS	-	-	1,549,392	-	-	-
DIV 04	CEREALS AND CEREAL PREPARATIONS	-	-	103,089	-	-	-
DIV 05	VEGETABLES AND FRUITS	-	-	681,912	-	-	-
DIV 06	SUGARS, SUGAR PREPARATIONS AND HONEY	-	-	23,381	-	-	-
DIV 07	COFFEE, TEA, COCOA, SPICES, AND MANUFACTURES THEREOF	-	-	117,594	-	-	-
DIV 08	FEEDING STUFF FOR ANIMALS (NOT INCLUDING UNMILLED CEREALS)	-	-	1,397,224	-	-	-
DIV 09	MISCELLANEOUS EDIBLE PRODUCTS AND PREPARATIONS	-	-	374,403	-	-	-
DIV 11	BEVERAGES	-	-	267,840	-	-	-
DIV 12	TOBACCO AND TOBACCO MANUFACTURES THEREOF	-	-	68,732	-	-	-
DIV 22	OIL SEEDS AND OLEAGINOUS FRUITS	75,481	-	-	-	75,481	-
DIV 24	CORK AND WOOD	-	-	352,281	-	-	-
DIV 27	CRUDE FERTILIZERS AND CRUDE MINERALS (EXCLUDING COAL, PETROLEUM AND PRECIOUS STONES)	-	-	241,058	-	-	-
DIV 29	CRUDE ANIMAL AND VEGETABLE MATERIALS, N.E.S.	-	-	50,803	-	-	-
DIV 32	COAL, COKE AND BRIQUETTES	-	-	317,413	-	-	-
DIV 33	PETROLEUM, PETROLEUM PRODUCTS AND RELATED MATERIALS	66,620,093	-	6,576,701	-	-	-
DIV 41	ANIMAL OILS AND FATS	-	-	11,610	-	-	-
DIV 42	FIXED VEGETABLE OILS AND FATS, CRUDE, REFINED OR FRACTIONATED	8,785,078	-	-	-	-	-
DIV 51	ORGANIC CHEMICALS	-	-	23,527	-	-	-
DIV 52	INORGANIC CHEMICALS	6,665,281	-	292,690	-	-	-

SARAWAK

JADUAL 20 (SAMB) : NILAI EKSPORT, IMPORT DAN EKSPORT SEMULA MENGIKUT KUMPULAN, BAHAGIAN DAN SEKSYEN BAGI SETIAP NEGARA
TABLE 20 (CONT'D) : VALUE OF EXPORTS, IMPORTS AND RE-EXPORTS BY GROUPS, DIVISIONS AND SECTIONS FOR EACH COUNTRY

GROUP / DIV / SECT	COUNTRY OF DESTINATION / ORIGIN	EXPORTS & RE-EXPORTS RM F.O.B.		IMPORTS RM C.I.F.		RE-EXPORTS RM F.O.B.	
		JAN - DIS	2020	JAN - DIS	2020	JAN - DIS	2020
DIV 53	DYEING, TANNING AND COLOURING MATERIALS	-	-	7,651	-	-	-
DIV 54	MEDICINAL AND PHARMACEUTICAL PRODUCTS	-	-	131,441	-	-	-
DIV 55	ESSENTIAL OILS AND RESINOIDS AND PERFUME MATERIALS; TOILET, POLISHING AND CLEANSING PREPARATIONS	-	-	24,346	-	-	-
DIV 56	FERTILIZERS, MANUFACTURED	-	-	10,852,350	-	-	-
DIV 57	PLASTICS IN PRIMARY FORMS	-	-	195,549	-	-	-
DIV 58	PLASTICS IN NON-PRIMARY FORMS	-	-	283,020	-	-	-
DIV 59	CHEMICAL MATERIALS AND PRODUCTS, N.E.S.	-	-	1,419,284	-	-	-
DIV 62	RUBBER MANUFACTURES, N.E.S.	-	-	1,461,608	-	-	-
DIV 63	CORK AND WOOD MANUFACTURES (EXCLUDING FURNITURE)	-	-	30,358	-	-	-
DIV 64	PAPER, PAPERBOARD, AND ARTICLES OF PAPER PULP, OF PAPER OR PAPERBOARD	-	-	167,194	-	-	-
DIV 65	TEXTILE YARN, FABRICS, MADE-UP ARICLES, N.E.S. AND RELATED PRODUCTS	-	-	890,532	-	-	-
DIV 66	NON-METALLIC MINERAL MANUFACTURES N.E.S.	-	-	440,554	-	-	-
DIV 67	IRON AND STEEL	24,404,039	-	1,325,190	-	-	-
DIV 68	NON-FERROUS METALS	1,188,644	-	108,272	-	-	-
DIV 69	MANUFACTURES OF METAL, N.E.S.	-	-	16,229,272	-	-	-
DIV 71	POWER GENERATING MACHINERY AND EQUIPMENT	8,000,000	-	17,106,855	-	8,000,000	-
DIV 72	MACHINERY SPECIALIZED FOR PARTICULAR INDUSTRIES	2,880,365	-	30,843,056	-	2,880,365	-
DIV 73	METALWORKING MACHINERY	-	-	600,294	-	-	-
DIV 74	GENERAL INDUSTRIAL MACHINERY AND EQUIPMENT, N.E.S. AND MACHINE PARTS, N.E.S.	570,000	-	41,339,264	-	570,000	-
DIV 75	OFFICE MACHINES AND AUTOMATIC DATA PROCESSING EQUIPMENT	-	-	176,744	-	-	-
DIV 76	TELECOMMUNICATIONS AND SOUND RECORDING AND REPRODUCING APPARATUS AND EQUIPMENT	-	-	220,728	-	-	-
DIV 77	ELECTRICAL MACHINERY, APPARATUS AND APPLIANCES, N.E.S. AND ELECTRICAL PARTS THEREOF	357,105,012	-	33,649,443	-	438,065	-
DIV 78	ROAD VEHICLES (INCLUDING AIR - CUSHION VEHICLES)	-	-	16,560,852	-	-	-
DIV 79	OTHERS TRANSPORT EQUIPMENT	289,764	-	693,352	-	289,764	-
DIV 81	PREFABRICATED BUILDINGS, SANITARY, PLUMBING, HEATING AND LIGHTING FIXTURES AND FITTINGS, N.E.S.	-	-	24,748	-	-	-
DIV 82	FURNITURE AND PARTS THEREOF	-	-	146,004	-	-	-
DIV 83	TRAVEL GOODS, HANDBAGS AND SIMILAR CONTAINERS	-	-	30,658	-	-	-
DIV 84	ARTICLES OF APPAREL AND CLOTHING ACCESSORIES	-	-	14,883	-	-	-
DIV 85	FOOTWEAR	-	-	10,413	-	-	-
DIV 87	PROFESSIONAL, SCIENTIFIC AND CONTROLLING INSTRUMENTS AND APPARATUS, N.E.S.	24,040	-	5,657,371	-	24,040	-
DIV 88	PHOTOGRAPHIC APPARATUS, EQUIPMENT AND SUPPLIED AND OPTICAL GOODS, N.E.S., WATCHES AND CLOCKS	-	-	82,432	-	-	-
DIV 89	MISCELLANEOUS MANUFACTURED ARTICLES, N.E.S.	-	-	524,417	-	-	-
DIV 93	SPECIAL TRANSACTIONS AND COMMODITIES	44,893	-	2,656,373	-	9,481	-
SECT 0	FOOD	-	-	12,518,626	-	-	-
SECT 1	BEVERAGES AND TOBACCO	-	-	336,572	-	-	-
SECT 2	CRUDE MATERIALS, INEDIBLE	75,481	-	644,142	-	75,481	-
SECT 3	MINERAL FUELS, LUBRICANTS, ETC.	66,620,093	-	6,894,114	-	-	-
SECT 4	ANIMAL AND VEGETABLE OILS AND FATS	8,785,078	-	11,610	-	-	-
SECT 5	CHEMICALS	6,665,281	-	13,229,858	-	-	-
SECT 6	MANUFACTURED GOODS	25,592,683	-	20,652,980	-	-	-
SECT 7	MACHINERY & TRANSPORT EQUIPMENT	368,845,141	-	141,190,588	-	12,178,194	-
SECT 8	MISCELLANEOUS MANUFACTURED ARTICLES	24,040	-	6,490,926	-	24,040	-
SECT 9	MISCELLANEOUS TRANSACTIONS AND COMMODITIES	44,893	-	2,656,373	-	9,481	-
	TOTAL - GERMANY, FEDERAL REPUBLIC OF	476,652,690	-	204,625,789	-	12,287,196	-
***	GHANA						
GRP 091	MARGARINE AND SHORTENING	2,723,239	-	-	-	-	-
GRP 422	OTHER FIXED VEGETABLE OILS, FLUID OR SOLID, CRUDE, REFINED OR PURIFIED	342,595,541	-	-	-	-	-
GRP 554	SOAP, CLEANSING AND POLISHING PREPARATIONS	-	-	435	-	-	-
GRP 931	SPECIAL TRANSACTIONS AND COMMODITIES	-	-	261	-	-	-
DIV 09	MISCELLANEOUS EDIBLE PRODUCTS AND PREPARATIONS	2,723,239	-	-	-	-	-

SARAWAK

JADUAL 20 (SAMB) : NILAI EKSPORT, IMPORT DAN EKSPORT SEMULA MENGIKUT KUMPULAN, BAHAGIAN DAN SEKSYEN BAGI SETIAP NEGARA
 TABLE 20 (CONT'D) : VALUE OF EXPORTS, IMPORTS AND RE-EXPORTS BY GROUPS, DIVISIONS AND SECTIONS FOR EACH COUNTRY

GROUP / DIV / SECT	COUNTRY OF DESTINATION / ORIGIN	EXPORTS & RE-EXPORTS RM F.O.B.		IMPORTS RM C.I.F.		RE-EXPORTS RM F.O.B.	
		JAN - DIS	2020	JAN - DIS	2020	JAN - DIS	2020
DIV 42	FIXED VEGETABLE OILS AND FATS, CRUDE, REFINED OR FRACTIONATED	342,595,541		-			
DIV 55	ESSENTIAL OILS AND RESINOIDS AND PERFUME MATERIALS; TOILET, POLISHING AND CLEANSING PREPARATIONS		-	435			-
DIV 93	SPECIAL TRANSACTIONS AND COMMODITIES		-	261			-
SECT 0	FOOD	2,723,239		-			-
SECT 4	ANIMAL AND VEGETABLE OILS AND FATS	342,595,541		-			-
SECT 5	CHEMICALS		-	435			-
SECT 9	MISCELLANEOUS TRANSACTIONS AND COMMODITIES		-	261			-
	TOTAL - GHANA	345,318,780		696			-
***	GREECE						
GRP 048	CEREAL PREPARATIONS AND PREPARATION OF FLOUR OR STARCH OF FRUITS OR VEGETABLES		-	41,067			-
GRP 057	FRUITS AND NUTS (NOT INCLUDING OIL NUTS), FRESH OR DRIED		-	57,999			-
GRP 058	FRUITS, PRESERVED, AND FRUIT PREPARATIONS (EXCLUDING FRUIT JUICES)		-	10,571			-
GRP 098	EDIBLE PRODUCTS AND PREPARATIONS, N.E.S.		-	235,533			-
GRP 245	FUEL WOOD (EXCLUDING WOOD WASTE) AND WOOD CHARCOAL	610,307		-			-
GRP 246	WOOD IN CHIPS OR PARTICLES AND WOOD WASTE	4,024,528		-			-
GRP 422	OTHER FIXED VEGETABLE OILS, FLUID OR SOLID, CRUDE, REFINED OR PURIFIED	11,767,531		-			-
GRP 431	ANIMAL OR VEGETABLE OILS AND FATS, PROCESSED, AND WAXES OF ANIMAL OR VEGETABLE ORIGIN	2,952,117		-			-
GRP 671	PIG IRON, SPIEGELEISEN, SPONGE IRON, IRON OR STEEL GRANULES AND POWDERS AND FERRO-ALLOYS	686,570		-			-
GRP 684	ALUMINIUM (INCLUDING ALLOYS)		-	24,732			-
GRP 691	STRUCTURES AND PARTS OF STRUCTURES, N.E.S., OF IRON, STEEL OR ALUMINIUM		-	215,314			-
GRP 713	INTERNAL COMBUSTION PISTON ENGINES, AND PARTS THEREOF, N.E.S.		-	13,797			-
GRP 743	PUMPS (OTHER THAN PUMPS FOR LIQUIDS) AND COMPRESSORS AND FANS; CENTRIFUGES; FILTERING OR PURIFYING APPARATUS; AND PARTS THEREOF		-	4,937			-
GRP 771	ELECTRIC POWER MACHINERY (OTHER THAN ROTATING ELECTRIC PLANT), AND PARTS THEREOF		-	10,916			-
GRP 846	CLOTHING ACCESSORIES, OF TEXTILE FABRICS, WHETHER OR NOT KNITTED OR CROCHETED		-	4,715			-
GRP 872	MEDICAL INSTRUMENTS AND APPLIANCES, N.E.S.		-	2,625			-
GRP 874	MEASURING, CHECKING, ANALYSING AND CONTROLLING INSTRUMENTS AND APPARATUS N.E.S.		-	25,681			-
GRP 894	BABY CARRIAGES, TOYS, GAMES AND SPORTING GOODS		-	11,589			-
GRP 931	SPECIAL TRANSACTIONS AND COMMODITIES		-	9,963			-
DIV 04	CEREALS AND CEREAL PREPARATIONS		-	41,067			-
DIV 05	VEGETABLES AND FRUITS		-	68,570			-
DIV 09	MISCELLANEOUS EDIBLE PRODUCTS AND PREPARATIONS		-	235,533			-
DIV 24	CORK AND WOOD	4,634,835		-			-
DIV 42	FIXED VEGETABLE OILS AND FATS, CRUDE, REFINED OR FRACTIONATED	11,767,531		-			-
DIV 43	ANIMAL OR VEGETABLE OILS AND FATS, PROCESSED, AND WAXES OF ANIMAL OR VEGETABLE ORIGIN	2,952,117		-			-
DIV 67	IRON AND STEEL	686,570		-			-
DIV 68	NON-FERROUS METALS		-	24,732			-
DIV 69	MANUFACTURES OF METAL, N.E.S.		-	215,314			-
DIV 71	POWER GENERATING MACHINERY AND EQUIPMENT		-	13,797			-
DIV 74	GENERAL INDUSTRIAL MACHINERY AND EQUIPMENT, N.E.S. AND MACHINE PARTS, N.E.S.		-	4,937			-
DIV 77	ELECTRICAL MACHINERY, APPARATUS AND APPLIANCES, N.E.S. AND ELECTRICAL PARTS THEREOF		-	10,916			-
DIV 84	ARTICLES OF APPAREL AND CLOTHING ACCESSORIES		-	4,715			-
DIV 87	PROFESSIONAL, SCIENTIFIC AND CONTROLLING INSTRUMENTS AND APPARATUS, N.E.S.		-	28,306			-
DIV 89	MISCELLANEOUS MANUFACTURED ARTICLES, N.E.S.		-	11,589			-
DIV 93	SPECIAL TRANSACTIONS AND COMMODITIES		-	9,963			-

SARAWAK

JADUAL 20 (SAMB) : NILAI EKSPORT, IMPORT DAN EKSPORT SEMULA MENGIKUT KUMPULAN, BAHAGIAN DAN SEKSYEN BAGI SETIAP NEGARA
 TABLE 20 (CONT'D) : VALUE OF EXPORTS, IMPORTS AND RE-EXPORTS BY GROUPS, DIVISIONS AND SECTIONS FOR EACH COUNTRY

GROUP / DIV / SECT	COUNTRY OF DESTINATION / ORIGIN	EXPORTS & RE-EXPORTS RM F.O.B.		IMPORTS RM C.I.F.		RE-EXPORTS RM F.O.B.	
		JAN - DIS	2020	JAN - DIS	2020	JAN - DIS	2020
SECT 0	FOOD	-	-	345,170	-	-	-
SECT 2	CRUDE MATERIALS, INEDIBLE	4,634,835	-	-	-	-	-
SECT 4	ANIMAL AND VEGETABLE OILS AND FATS	14,719,648	-	-	-	-	-
SECT 6	MANUFACTURED GOODS	686,570	-	240,046	-	-	-
SECT 7	MACHINERY & TRANSPORT EQUIPMENT	-	-	29,650	-	-	-
SECT 8	MISCELLANEOUS MANUFACTURED ARTICLES	-	-	44,610	-	-	-
SECT 9	MISCELLANEOUS TRANSACTIONS AND COMMODITIES	-	-	9,963	-	-	-
	TOTAL - GREECE	20,041,053	-	669,439	-	-	-
***	GUATEMALA						
GRP 075	SPICES	-	-	47,934	-	-	-
GRP 335	RESIDUAL PETROLEUM PRODUCTS, N.E.S. AND RELATED MATERIALS	2,718,364	-	-	-	-	-
GRP 634	VENEERS, PLYWOOD, PARTICLE BOARD, AND OTHER WOOD, WORKED, N.E.S.	71,836	-	-	-	-	-
GRP 931	SPECIAL TRANSACTIONS AND COMMODITIES	-	-	2,134	-	-	-
DIV 07	COFFEE, TEA, COCOA, SPICES, AND MANUFACTURES THEREOF	-	-	47,934	-	-	-
DIV 33	PETROLEUM, PETROLEUM PRODUCTS AND RELATED MATERIALS	2,718,364	-	-	-	-	-
DIV 63	CORK AND WOOD MANUFACTURES (EXCLUDING FURNITURE)	71,836	-	-	-	-	-
DIV 93	SPECIAL TRANSACTIONS AND COMMODITIES	-	-	2,134	-	-	-
SECT 0	FOOD	-	-	47,934	-	-	-
SECT 3	MINERAL FUELS, LUBRICANTS, ETC.	2,718,364	-	-	-	-	-
SECT 6	MANUFACTURED GOODS	71,836	-	-	-	-	-
SECT 9	MISCELLANEOUS TRANSACTIONS AND COMMODITIES	-	-	2,134	-	-	-
	TOTAL - GUATEMALA	2,790,200	-	50,068	-	-	-
***	GUINEA-BISSAU						
GRP 748	TRANSMISSION SHAFTS AND CRANKS; BEARING HOUSINGS AND PARTS THEREOF	-	-	17,496	-	-	-
GRP 931	SPECIAL TRANSACTIONS AND COMMODITIES	-	-	1,080	-	-	-
DIV 74	GENERAL INDUSTRIAL MACHINERY AND EQUIPMENT, N.E.S. AND MACHINE PARTS, N.E.S.	-	-	17,496	-	-	-
DIV 93	SPECIAL TRANSACTIONS AND COMMODITIES	-	-	1,080	-	-	-
SECT 7	MACHINERY & TRANSPORT EQUIPMENT	-	-	17,496	-	-	-
SECT 9	MISCELLANEOUS TRANSACTIONS AND COMMODITIES	-	-	1,080	-	-	-
	TOTAL - GUINEA-BISSAU	-	-	18,576	-	-	-
***	GUYANA						
GRP 931	SPECIAL TRANSACTIONS AND COMMODITIES	606	-	-	-	606	-
DIV 93	SPECIAL TRANSACTIONS AND COMMODITIES	606	-	-	-	606	-
SECT 9	MISCELLANEOUS TRANSACTIONS AND COMMODITIES	606	-	-	-	606	-
	TOTAL - GUYANA	606	-	-	-	606	-
***	HONDURAS						
GRP 036	CRUSTACEANS AND MOLLUSCS, FRESH, CHILLED, FROZEN, SALTED OR IN BRINE OR DRIED	-	-	371,852	-	-	-
GRP 931	SPECIAL TRANSACTIONS AND COMMODITIES	-	-	3,980	-	-	-
DIV 03	FISH, CRUSTACEANS AND MOLLUSCS, AND PREPARATIONS THEREOF	-	-	371,852	-	-	-
DIV 93	SPECIAL TRANSACTIONS AND COMMODITIES	-	-	3,980	-	-	-
SECT 0	FOOD	-	-	371,852	-	-	-
SECT 9	MISCELLANEOUS TRANSACTIONS AND COMMODITIES	-	-	3,980	-	-	-
	TOTAL - HONDURAS	-	-	375,832	-	-	-
***	HONG KONG, SAR						

SARAWAK

JADUAL 20 (SAMB) : NILAI EKSPORT, IMPORT DAN EKSPORT SEMULA MENGIKUT KUMPULAN, BAHAGIAN DAN SEKSYEN BAGI SETIAP NEGARA
 TABLE 20 (CONT'D) : VALUE OF EXPORTS, IMPORTS AND RE-EXPORTS BY GROUPS, DIVISIONS AND SECTIONS FOR EACH COUNTRY

GROUP / DIV / SECT	COUNTRY OF DESTINATION / ORIGIN	EXPORTS & RE-EXPORTS RM F.O.B.		IMPORTS RM C.I.F.		RE-EXPORTS RM F.O.B.	
		JAN - DIS	2020	JAN - DIS	2020	JAN - DIS	2020
GRP 025	BIRDS EGG AND EGG YOLK, FRESH, DRIED OR OTHERWISE PRESERVED, SWEETENED OR NOT; EGG ALBUMIN	1,447,943		-			
GRP 034	FISH, FRESH(LIVE OR DEAD), CHILLED OR FROZEN	2,788,452		1,274,872			
GRP 035	FISH, DRIED, SALTED OR IN BRINE;SMOKED FISH	148,300		-		18,000	
GRP 036	CRUSTACEANS AND MOLLUSCS, FRESH, CHILLED, FROZEN, SALTED OR IN BRINE OR DRIED	259,300		116,950			
GRP 037	FISH, CRUSTACEANS AND MOLLUSCS PREPARED OR PRESERVED, N.E.S.	4,394,630		353,103			
GRP 048	CEREAL PREPARATIONS AND PREPARATION OF FLOUR OR STARCH OF FRUITS OR VEGETABLES	6,400		70,080		6,400	
GRP 054	VEGETABLES, FRESH, CHILLED, FROZEN OR SIMPLY PRESERVED	-		66,127			
GRP 056	VEGETABLES, ROOT AND TUBERS, PREPARED OR PRESERVED, N.E.S.	-		29,463			
GRP 058	FRUITS, PRESERVED, AND FRUIT PREPARATIONS (EXCLUDING FRUIT JUICES)	-		29,462			
GRP 059	FRUIT JUICES (INCLUDING GRAPE MUST) & VEGETABLE JUICES, UNFERMENTED & NOT CONTAINING ADDED SPIRIT,WHETHER / NOT CONTAINING ADDED SUGAR OR OTHER SWEETENING MATTER	311,423		-			
GRP 061	SUGARS, MOLASSES AND HONEY	63,743		-			
GRP 075	SPICES	656,398		-			
GRP 098	EDIBLE PRODUCTS AND PREPARATIONS, N.E.S.	7,508,085		80,325		125,129	
GRP 223	OIL SEEDS AND OLEAGINOUS FRUITS, FOR EXTRACTION OF OTHER FIXED VEGETABLE OILS	-		11,520			
GRP 248	WOOD, SIMPLY WORKED, AND RAILWAY SLEEPERS OF WOOD	558,498		-			
GRP 282	FERROUS WASTE AND SCRAP; REMELTING INGOTS OF IRON OR STEEL	-		215,726			
GRP 288	NON-FERROUS BASE METAL WASTE AND SCRAP, N.E.S.	-		52,750,142			
GRP 292	CRUDE VEGETABLE MATERIALS, N.E.S.	-		257,629			
GRP 334	PETROLEUM PRODUCTS, REFINED	-		776,526			
GRP 335	RESIDUAL PETROLEUM PRODUCTS, N.E.S. AND RELATED MATERIALS	1,068,381		-			
GRP 422	OTHER FIXED VEGETABLE OILS, FLUID OR SOLID, CRUDE, REFINED OR PURIFIED	1,070,308		-			
GRP 512	ALCOHOLS, PHENOLS, PHENOL-ALCOHOLS, AND THEIR DERIVATIVES	7,419,936		-			
GRP 523	METALLIC SALTS AND PEROXYSALTS, OF INORGANIC ACIDS	-		42,569			
GRP 533	PIGMENTS, PAINTS, VARNISHES AND RELATED MATERIALS	33,359		67,390		33,359	
GRP 541	MEDICINAL AND PHARMACEUTICAL PRODUCTS, OTHER THAN MEDICAMENTS OF GROUP 542	-		3,716			
GRP 542	MEDICAMENTS (INCLUDING VETERINARY MEDICAMENTS)	-		1,142,341			
GRP 554	SOAP, CLEANSING AND POLISHING PREPARATIONS	26,571		-		26,571	
GRP 562	FERTILIZERS, MANUFACTURED	-		490,358			
GRP 571	POLYMER OF ETHYLENE, IN PRIMARY FORMS	-		1,070,034			
GRP 575	OTHER PLASTICS, IN PRIMARY FORMS	63,951		94,833			
GRP 582	PLATES, SHEETS, FILM, COIL AND STRIP OF PLASTICS	-		18,722			
GRP 597	PREPARED ADDITIVES FOR MINERAL OILS; LUBRICATING PREPARATIONS	-		4,144			
GRP 621	MATERIALS OF RUBBER	9,686		-		9,686	
GRP 625	RUBBER TYRES, INTERCHANGEABLE TYRE TREADS, INNER TUBES AND TYRE FLABS	207,596		-		207,596	
GRP 629	ARTICLES OF RUBBER, N.E.S	103,991		12,231			
GRP 634	VENEERS, PLYWOOD, PARTICLE BOARD, AND OTHER WOOD, WORKED, N.E.S.	22,637,860		-			
GRP 658	MADE-UP ARTICLES, WHOLLY OR CHIEFLY OF TEXTILE MATERIALS, N.E.S.	95,173		197,473		95,173	
GRP 661	LIME, CEMENT, AND FABRICATED CONSTRUCTION MATERIALS (EXCEPT GLASS AND CLAY MATERIALS)	-		257,328			
GRP 662	CLAY CONSTRUCTION MATERIALS AND REFRACTORY CONSTRUCTION MATERIALS	65,524		-			
GRP 663	MINERAL MANUFACTURES, N.E.S.	-		26,311			
GRP 666	POTTERY	-		20,398			
GRP 671	PIG IRON, SPIEGELEISEN, SPONGE IRON, IRON OR STEEL GRANULES AND POWDERS AND FERRO-ALLOYS	-		365,706			
GRP 679	TUBES, PIPES AND HOLLOW PROFILES, AND TUBES OR PIPE FITTINGS, OF IRON OR STEEL	-		6,608			
GRP 691	STRUCTURES AND PARTS OF STRUCTURES, N.E.S., OF IRON, STEEL OR ALUMINIUM	-		243,795			
GRP 695	TOOLS FOR USE IN THE HAND OR IN MACHINES	-		2,237			

SARAWAK

JADUAL 20 (SAMB) : NILAI EKSPORT, IMPORT DAN EKSPORT SEMULA MENGIKUT KUMPULAN, BAHAGIAN DAN SEKSYEN BAGI SETIAP NEGARA
 TABLE 20 (CONT'D) : VALUE OF EXPORTS, IMPORTS AND RE-EXPORTS BY GROUPS, DIVISIONS AND SECTIONS FOR EACH COUNTRY

GROUP / DIV / SECT	COUNTRY OF DESTINATION / ORIGIN	EXPORTS & RE-EXPORTS RM F.O.B.		IMPORTS RM C.I.F.		RE-EXPORTS RM F.O.B.	
		JAN - DIS	2020	JAN - DIS	2020	JAN - DIS	2020
GRP 699	MANUFACTURES OF BASE METAL, N.E.S.	7,351,159		442,320		-	
GRP 713	INTERNAL COMBUSTION PISTON ENGINES, AND PARTS THEREOF, N.E.S.	-		4,478		-	
GRP 716	ROTATING ELECTRIC PLANT AND PARTS THEREOF, N.E.S.	84,872		-		84,872	
GRP 723	CIVIL ENGINEERING AND CONTRACTORS' PLANT AND EQUIPMENT	697,752		184,272		697,752	
GRP 728	OTHER MACHINERY AND EQUIPMENT SPECIALIZED FOR PARTICULAR INDUSTRIES, AND PARTS THEREOF, N.E.S.	73,112		1,247,949		73,112	
GRP 735	PARTS, NES AND ACCESSORIES FOR USE WITH MACHINES FALLING WITHIN HEADING 731 AND 733	236,167		3,754		236,167	
GRP 741	HEATING AND COOLING EQUIPMENT AND PARTS THEREOF, N.E.S.	-		172,010		-	
GRP 742	PUMPS FOR LIQUIDS, LIQUID ELEVATORS AND PARTS	122,718		7,846		122,718	
GRP 743	PUMPS (OTHER THAN PUMPS FOR LIQUIDS) AND COMPRESSORS AND FANS; CENTRIFUGES; FILTERING OR PURIFYING APPARATUS; AND PARTS THEREOF	3,126		16,197		3,126	
GRP 744	MECHANICAL HANDLING EQUIPMENT, AND PARTS THEREOF, N.E.S.	17,878		-		17,878	
GRP 745	OTHER NON-ELECTRICAL MACHINERY, TOOLS AND MECHANICAL APPARATUS, AND PARTS THEREOF, N.E.S.	-		31,268		-	
GRP 746	BALL OR ROLLER BEARINGS	-		2,105		-	
GRP 747	TAPS, COCKS, VALVES AND SIMILAR APPLIANCE	-		24,169		-	
GRP 748	TRANSMISSION SHAFTS AND CRANKS; BEARING HOUSINGS AND PARTS THEREOF	7,388		-		7,388	
GRP 749	NON-ELECTRIC PARTS AND ACCESSORIES OF MACHINERY, N.E.S.	5,335		-		5,335	
GRP 751	OFFICE MACHINES	-		1,198,066		-	
GRP 752	AUTOMATIC DATA PROCESSING MACHINES AND UNITS THEREOF	7,112		155,423		7,112	
GRP 759	PARTS AND ACCESSORIES FOR USE WITHIN GROUPS 751 AND 752	86,937		4,442		86,937	
GRP 761	TELEVISION RECEIVERS WITH RADIO-BROADCAST RECEIVERS, SOUND RECORDERS OR REPRODUCERS	3,000		-		3,000	
GRP 764	TELECOMMUNICATIONS EQUIPMENTS, N.E.S.; THEIR PARTS, AND ACCESSORIES USED IN DIVISION 76	130,627		2,924,890		130,627	
GRP 771	ELECTRIC POWER MACHINERY (OTHER THAN ROTATING ELECTRIC PLANT), AND PARTS THEREOF	91,151,421		1,713,856		456,040	
GRP 772	ELECTRICAL APPARATUS, RESISTOR, SWITCHBOARD AND CONTROL PANELS N.E.S., AND PARTS N.E.S.	391,686		26,652		391,686	
GRP 776	THERMIONIC VALVES AND TUBES; PHOTOCELLS; ETC., AND PARTS THEREOF, N.E.S.	13,045,021		10,620		10,621,369	
GRP 778	ELECTRICAL MACHINERY AND APPARATUS, N.E.S.	602,527,269		10,217,437		-	
GRP 784	PARTS AND ACCESSORIES, OF THE MOTOR VEHICLES FALLING WITHIN HEADING 722, 781, 782 OR 783	-		58,287		-	
GRP 792	AIRCRAFT AND ASSOCIATED EQUIPMENT, SPACECRAFTS AND SPACECRAFT LAUNCH VEHICLES AND PARTS	2,048		182,322		2,048	
GRP 811	PREFABRICATED BUILDINGS	-		3,398		-	
GRP 813	LIGHTING FIXTURES AND FITTINGS, N.E.S.	-		13,514		-	
GRP 821	FURNITURE AND PARTS THEREOF	-		172,866		-	
GRP 831	TRAVEL GOODS, HANDBAGS AND SIMILAR CONTAINERS	-		26,240		-	
GRP 842	WOMEN'S AND GIRLS' COATS, CAPES, JACKETS, SUITS, BLAZERS, TROUSERS, SHORTS AND SIMILAR ARTICLES OF TEXTILE FABRICS, NOT KNITTED OR CROCHETED	-		6,804		-	
GRP 845	ARTICLES OF APPAREL, OF TEXTILE FABRICS, WHETHER OR NOT KNITTED OR CROCHETED, N.E.S.	-		5,425		-	
GRP 846	CLOTHING ACCESSORIES, OF TEXTILE FABRICS, WHETHER OR NOT KNITTED OR CROCHETED	-		4,559		-	
GRP 851	FOOTWEAR	-		2,663		-	
GRP 872	MEDICAL INSTRUMENTS AND APPLIANCES, N.E.S.	45,218		326,248		45,218	
GRP 874	MEASURING, CHECKING, ANALYSING AND CONTROLLING INSTRUMENTS AND APPARATUS N.E.S.	18,265		103,189		18,265	
GRP 881	PHOTOGRAPHIC APPARATUS AND EQUIPMENT, N.E.S.	-		4,184		-	
GRP 884	OPTICAL GOODS, N.E.S.	-		12,417		-	
GRP 885	WATCHES AND CLOCKS	418,827		181,226		418,827	
GRP 893	ARTICLES, NES OF PLASTICS	6,635,363		21,026		6,635,363	
GRP 897	JEWELLERY, GOLDSMITHS' AND SILVERSMITHS' WARES AND OTHER ARTICLES OF PRECIOUS OR SEMI-PRECIOUS MATERIALS, N.E.S.	-		2,608		-	
GRP 931	SPECIAL TRANSACTIONS AND COMMODITIES	425,322		1,410,501		42,373	
DIV 02	DAIRY PRODUCT AND BIRDS EGGS	1,447,943		-		-	

SARAWAK

JADUAL 20 (SAMB) : NILAI EKSPORT, IMPORT DAN EKSPORT SEMULA MENGIKUT KUMPULAN, BAHAGIAN DAN SEKSYEN BAGI SETIAP NEGARA
 TABLE 20 (CONT'D) : VALUE OF EXPORTS, IMPORTS AND RE-EXPORTS BY GROUPS, DIVISIONS AND SECTIONS FOR EACH COUNTRY

GROUP / DIV / SECT	COUNTRY OF DESTINATION / ORIGIN	EXPORTS & RE-EXPORTS RM F.O.B.		IMPORTS RM C.I.F.		RE-EXPORTS RM F.O.B.	
		JAN - DIS	2020	JAN - DIS	2020	JAN - DIS	2020
DIV 03	FISH, CRUSTACEANS AND MOLLUSCS, AND PREPARATIONS THEREOF	7,590,682		1,744,925		18,000	
DIV 04	CEREALS AND CEREAL PREPARATIONS	6,400		70,080		6,400	
DIV 05	VEGETABLES AND FRUITS	311,423		125,052		-	
DIV 06	SUGARS, SUGAR PREPARATIONS AND HONEY	63,743		-		-	
DIV 07	COFFEE, TEA, COCOA, SPICES, AND MANUFACTURES THEREOF	656,398		-		-	
DIV 09	MISCELLANEOUS EDIBLE PRODUCTS AND PREPARATIONS	7,508,085		80,325		125,129	
DIV 22	OIL SEEDS AND OLEAGINOUS FRUITS	-		11,520		-	
DIV 24	CORK AND WOOD	558,498		-		-	
DIV 28	METALLIFEROUS ORES AND METAL SCRAP	-		52,965,868		-	
DIV 29	CRUDE ANIMAL AND VEGETABLE MATERIALS, N.E.S.	-		257,629		-	
DIV 33	PETROLEUM, PETROLEUM PRODUCTS AND RELATED MATERIALS	1,068,381		776,526		-	
DIV 42	FIXED VEGETABLE OILS AND FATS, CRUDE, REFINED OR FRACTIONATED	1,070,308		-		-	
DIV 51	ORGANIC CHEMICALS	7,419,936		-		-	
DIV 52	INORGANIC CHEMICALS	-		42,569		-	
DIV 53	DYEING, TANNING AND COLOURING MATERIALS	33,359		67,390		33,359	
DIV 54	MEDICINAL AND PHARMACEUTICAL PRODUCTS	-		1,146,057		-	
DIV 55	ESSENTIAL OILS AND RESINOIDS AND PERFUME MATERIALS; TOILET, POLISHING AND CLEANSING PREPARATIONS	26,571		-		26,571	
DIV 56	FERTILIZERS, MANUFACTURED	-		490,358		-	
DIV 57	PLASTICS IN PRIMARY FORMS	63,951		1,164,867		-	
DIV 58	PLASTICS IN NON-PRIMARY FORMS	-		18,722		-	
DIV 59	CHEMICAL MATERIALS AND PRODUCTS, N.E.S.	-		4,144		-	
DIV 62	RUBBER MANUFACTURES, N.E.S.	321,273		12,231		217,282	
DIV 63	CORK AND WOOD MANUFACTURES (EXCLUDING FURNITURE)	22,637,860		-		-	
DIV 65	TEXTILE YARN, FABRICS, MADE-UP ARTICLES, N.E.S. AND RELATED PRODUCTS	95,173		197,473		95,173	
DIV 66	NON-METALLIC MINERAL MANUFACTURES N.E.S.	65,524		304,037		-	
DIV 67	IRON AND STEEL	-		372,314		-	
DIV 69	MANUFACTURES OF METAL, N.E.S.	7,351,159		688,352		-	
DIV 71	POWER GENERATING MACHINERY AND EQUIPMENT	84,872		4,478		84,872	
DIV 72	MACHINERY SPECIALIZED FOR PARTICULAR INDUSTRIES	770,864		1,432,221		770,864	
DIV 73	METALWORKING MACHINERY	236,167		3,754		236,167	
DIV 74	GENERAL INDUSTRIAL MACHINERY AND EQUIPMENT, N.E.S. AND MACHINE PARTS, N.E.S.	156,445		253,595		156,445	
DIV 75	OFFICE MACHINES AND AUTOMATIC DATA PROCESSING EQUIPMENT	94,049		1,357,931		94,049	
DIV 76	TELECOMMUNICATIONS AND SOUND RECORDING AND REPRODUCING APPARATUS AND EQUIPMENT	133,627		2,924,890		133,627	
DIV 77	ELECTRICAL MACHINERY, APPARATUS AND APPLIANCES, N.E.S. AND ELECTRICAL PARTS THEREOF	707,115,397		11,968,565		11,469,095	
DIV 78	ROAD VEHICLES (INCLUDING AIR - CUSHION VEHICLES)	-		58,287		-	
DIV 79	OTHERS TRANSPORT EQUIPMENT	2,048		182,322		2,048	
DIV 81	PREFABRICATED BUILDINGS, SANITARY, PLUMBING, HEATING AND LIGHTING FIXTURES AND FITTINGS, N.E.S.	-		16,912		-	
DIV 82	FURNITURE AND PARTS THEREOF	-		172,866		-	
DIV 83	TRAVEL GOODS, HANDBAGS AND SIMILAR CONTAINERS	-		26,240		-	
DIV 84	ARTICLES OF APPAREL AND CLOTHING ACCESSORIES	-		16,788		-	
DIV 85	FOOTWEAR	-		2,663		-	
DIV 87	PROFESSIONAL, SCIENTIFIC AND CONTROLLING INSTRUMENTS AND APPARATUS, N.E.S.	63,483		429,437		63,483	
DIV 88	PHOTOGRAPHIC APPARATUS, EQUIPMENT AND SUPPLIED AND OPTICAL GOODS, N.E.S., WATCHES AND CLOCKS	418,827		197,827		418,827	
DIV 89	MISCELLANEOUS MANUFACTURED ARTICLES, N.E.S.	6,635,363		23,634		6,635,363	
DIV 93	SPECIAL TRANSACTIONS AND COMMODITIES	425,322		1,410,501		42,373	
SECT 0	FOOD	17,584,674		2,020,382		149,529	
SECT 2	CRUDE MATERIALS, INEDIBLE	558,498		53,235,017		-	
SECT 3	MINERAL FUELS, LUBRICANTS, ETC.	1,068,381		776,526		-	
SECT 4	ANIMAL AND VEGETABLE OILS AND FATS	1,070,308		-		-	
SECT 5	CHEMICALS	7,543,817		2,934,107		59,930	
SECT 6	MANUFACTURED GOODS	30,470,989		1,574,407		312,455	
SECT 7	MACHINERY & TRANSPORT EQUIPMENT	708,593,469		18,186,043		12,947,167	
SECT 8	MISCELLANEOUS MANUFACTURED ARTICLES	7,117,673		886,367		7,117,673	

SARAWAK

JADUAL 20 (SAMB) : NILAI EKSPORT, IMPORT DAN EKSPORT SEMULA MENGIKUT KUMPULAN, BAHAGIAN DAN SEKSYEN BAGI SETIAP NEGARA
 TABLE 20 (CONT'D) : VALUE OF EXPORTS, IMPORTS AND RE-EXPORTS BY GROUPS, DIVISIONS AND SECTIONS FOR EACH COUNTRY

GROUP / DIV / SECT	COUNTRY OF DESTINATION / ORIGIN	EXPORTS & RE-EXPORTS RM F.O.B.		IMPORTS RM C.I.F.		RE-EXPORTS RM F.O.B.	
		JAN - DIS	2020	JAN - DIS	2020	JAN - DIS	2020
SECT 9	MISCELLANEOUS TRANSACTIONS AND COMMODITIES	425,322		1,410,501		42,373	
	TOTAL - HONG KONG, SAR	774,433,131		81,023,350		20,629,127	
***	HUNGARY						
GRP 001	LIVE ANIMALS	-		2,510		-	
GRP 625	RUBBER TYRES, INTERCHANGEABLE TYRE TREADS, INNER TUBES AND TYRE FLABS	-		354,959		-	
GRP 629	ARTICLES OF RUBBER, N.E.S	-		19,110		-	
GRP 682	COPPER (INCLUDING ALLOYS)	13,676,473		-		-	
GRP 699	MANUFACTURES OF BASE METAL, N.E.S.	-		4,976		-	
GRP 714	ENGINES AND MOTORS, NON-ELECTRIC, AND PARTS, N.E.S.	-		1,133,165		-	
GRP 718	OTHER POWER GENERATING MACHINERY AND PARTS THEREOF, N.E.S.	-		7,878		-	
GRP 728	OTHER MACHINERY AND EQUIPMENT SPECIALIZED FOR PARTICULAR INDUSTRIES, AND PARTS THEREOF, N.E.S.	-		8,372		-	
GRP 742	PUMPS FOR LIQUIDS, LIQUID ELEVATORS AND PARTS	-		14,234		-	
GRP 743	PUMPS (OTHER THAN PUMPS FOR LIQUIDS) AND COMPRESSORS AND FANS; CENTRIFUGES; FILTERING OR PURIFYING APPARATUS; AND PARTS THEREOF	-		40,900		-	
GRP 744	MECHANICAL HANDLING EQUIPMENT, AND PARTS THEREOF, N.E.S.	-		2,653		-	
GRP 747	TAPS, COCKS, VALVES AND SIMILAR APPLIANCE	-		16,559		-	
GRP 749	NON-ELECTRIC PARTS AND ACCESSORIES OF MACHINERY, N.E.S.	-		43,723		-	
GRP 771	ELECTRIC POWER MACHINERY (OTHER THAN ROTATING ELECTRIC PLANT), AND PARTS THEREOF	-		37,658		-	
GRP 772	ELECTRICAL APPARATUS, RESISTOR, SWITCHBOARD AND CONTROL PANELS N.E.S., AND PARTS N.E.S.	-		635,408		-	
GRP 773	EQUIPMENT FOR DISTRIBUTING ELECTRICITY, N.E.S.	-		36,448		-	
GRP 778	ELECTRICAL MACHINERY AND APPARATUS, N.E.S.	-		21,779		-	
GRP 784	PARTS AND ACCESSORIES, OF THE MOTOR VEHICLES FALLING WITHIN HEADING 722, 781, 782 OR 783	-		11,390		-	
GRP 831	TRAVEL GOODS, HANDBAGS AND SIMILAR CONTAINERS	-		3,211		-	
GRP 872	MEDICAL INSTRUMENTS AND APPLIANCES, N.E.S.	-		2,037		-	
GRP 874	MEASURING, CHECKING, ANALYSING AND CONTROLLING INSTRUMENTS AND APPARATUS N.E.S.	-		2,841		-	
GRP 931	SPECIAL TRANSACTIONS AND COMMODITIES	254		43,671		254	
DIV 00	LIVE ANIMALS	-		2,510		-	
DIV 62	RUBBER MANUFACTURES, N.E.S.	-		374,069		-	
DIV 68	NON-FERROUS METALS	13,676,473		-		-	
DIV 69	MANUFACTURES OF METAL, N.E.S.	-		4,976		-	
DIV 71	POWER GENERATING MACHINERY AND EQUIPMENT	-		1,141,043		-	
DIV 72	MACHINERY SPECIALIZED FOR PARTICULAR INDUSTRIES	-		8,372		-	
DIV 74	GENERAL INDUSTRIAL MACHINERY AND EQUIPMENT, N.E.S. AND MACHINE PARTS, N.E.S.	-		118,069		-	
DIV 77	ELECTRICAL MACHINERY, APPARATUS AND APPLIANCES, N.E.S. AND ELECTRICAL PARTS THEREOF	-		731,293		-	
DIV 78	ROAD VEHICLES (INCLUDING AIR - CUSHION VEHICLES)	-		11,390		-	
DIV 83	TRAVEL GOODS, HANDBAGS AND SIMILAR CONTAINERS	-		3,211		-	
DIV 87	PROFESSIONAL, SCIENTIFIC AND CONTROLLING INSTRUMENTS AND APPARATUS, N.E.S.	-		4,878		-	
DIV 93	SPECIAL TRANSACTIONS AND COMMODITIES	254		43,671		254	
SECT 0	FOOD	-		2,510		-	
SECT 6	MANUFACTURED GOODS	13,676,473		379,045		-	
SECT 7	MACHINERY & TRANSPORT EQUIPMENT	-		2,010,167		-	
SECT 8	MISCELLANEOUS MANUFACTURED ARTICLES	-		8,089		-	
SECT 9	MISCELLANEOUS TRANSACTIONS AND COMMODITIES	254		43,671		254	
	TOTAL - HUNGARY	13,676,727		2,443,482		254	
***	ICELAND						
GRP 034	FISH, FRESH(LIVE OR DEAD), CHILLED OR FROZEN	-		175,933		-	
GRP 931	SPECIAL TRANSACTIONS AND COMMODITIES	-		2,653		-	

SARAWAK

JADUAL 20 (SAMB) : NILAI EKSPORT, IMPORT DAN EKSPORT SEMULA MENGIKUT KUMPULAN, BAHAGIAN DAN SEKSYEN BAGI SETIAP NEGARA
 TABLE 20 (CONT'D) : VALUE OF EXPORTS, IMPORTS AND RE-EXPORTS BY GROUPS, DIVISIONS AND SECTIONS FOR EACH COUNTRY

GROUP / DIV / SECT	COUNTRY OF DESTINATION / ORIGIN	EXPORTS & RE-EXPORTS RM F.O.B.		IMPORTS RM C.I.F.		RE-EXPORTS RM F.O.B.	
		JAN - DIS	2020	JAN - DIS	2020	JAN - DIS	2020
DIV 03	FISH, CRUSTACEANS AND MOLLUSCS, AND PREPARATIONS THEREOF	-	-	175,933	-	-	-
DIV 93	SPECIAL TRANSACTIONS AND COMMODITIES	-	-	2,653	-	-	-
SECT 0	FOOD	-	-	175,933	-	-	-
SECT 9	MISCELLANEOUS TRANSACTIONS AND COMMODITIES	-	-	2,653	-	-	-
	TOTAL - ICELAND	-	-	178,586	-	-	-
***	INDIA						
GRP 011	MEAT OF BOVINE ANIMALS, FRESH, CHILLED OR FROZEN	-	-	67,840,096	-	-	-
GRP 012	OTHER MEAT AND EDIBLE OFFAL, FRESH, CHILLED OR FROZEN	-	-	41,431	-	-	-
GRP 034	FISH, FRESH(LIVE OR DEAD), CHILLED OR FROZEN	-	-	842,609	-	-	-
GRP 036	CRUSTACEANS AND MOLLUSCS, FRESH, CHILLED, FROZEN, SALTED OR IN BRINE OR DRIED	-	-	16,240,160	-	-	-
GRP 042	RICE	-	-	26,449,503	-	-	-
GRP 044	MAIZE (NOT INCLUDING SWEET CORN), UNMILLED	-	-	1,439,104	-	-	-
GRP 047	OTHER CEREAL MEALS AND FLOURS	-	-	244,142	-	-	-
GRP 054	VEGETABLES, FRESH, CHILLED, FROZEN OR SIMPLY PRESERVED	-	-	22,676,272	-	-	-
GRP 056	VEGETABLES, ROOT AND TUBERS, PREPARED OR PRESERVED, N.E.S.	-	-	78,863	-	-	-
GRP 057	FRUITS AND NUTS (NOT INCLUDING OIL NUTS), FRESH OR DRIED	-	-	978,392	-	-	-
GRP 058	FRUITS, PRESERVED, AND FRUIT PREPARATIONS (EXCLUDING FRUIT JUICES)	-	-	7,515	-	-	-
GRP 061	SUGARS, MOLASSES AND HONEY	-	-	269,683	-	-	-
GRP 075	SPICES	1,918,932	-	9,512,008	-	-	-
GRP 112	ALCOHOLIC BEVERAGES	-	61	-	-	-	61
GRP 222	OIL SEEDS AND OLEAGINOUS FRUITS, FOR EXTRACTION OF 'SOFT' FIXED VEGETABLE OILS	-	-	8,695,563	-	-	-
GRP 223	OIL SEEDS AND OLEAGINOUS FRUITS, FOR EXTRACTION OF OTHER FIXED VEGETABLE OILS	-	-	3,385	-	-	-
GRP 231	NATURAL RUBBER, NATURAL GUMS, IN PRIMARY FORMS	1,601,214	-	-	-	-	-
GRP 247	WOOD IN THE ROUGH OR ROUGHLY SQUARED	313,551,842	-	-	-	-	-
GRP 248	WOOD, SIMPLY WORKED, AND RAILWAY SLEEPERS OF WOOD	3,610,582	-	-	-	-	-
GRP 263	COTTON	-	-	91,652	-	-	-
GRP 265	VEGETABLE TEXTILE FIBRES (OTHER THAN COTTON AND JUTE) RAW OR PROCESSED AND WASTE	-	-	176,778	-	-	-
GRP 273	STONE, SAND AND GRAVEL	-	-	186,454	-	-	-
GRP 278	OTHER CRUDE MINERALS	-	-	47,588,280	-	-	-
GRP 281	IRON ORE AND CONCENTRATES	-	-	55,842	-	-	-
GRP 285	ALUMINIUM ORES AND CONCENTRATES	-	-	118,353,740	-	-	-
GRP 288	NON-FERROUS BASE METAL WASTE AND SCRAP, N.E.S.	-	-	5,650,387	-	-	-
GRP 292	CRUDE VEGETABLE MATERIALS, N.E.S.	-	-	71,663	-	-	-
GRP 325	COKE AND SEMI-COKE OF COAL, LIGNITE OR PEAT; RETORT CARBON	111,804	-	-	-	-	111,804
GRP 333	PETROLEUM OILS, CRUDE, AND CRUDE OILS OBTAINED FROM BITUMINOUS MINERALS	1,208,191,861	-	-	-	-	-
GRP 334	PETROLEUM PRODUCTS, REFINED	55,840,303	-	377,618	-	-	-
GRP 335	RESIDUAL PETROLEUM PRODUCTS, N.E.S. AND RELATED MATERIALS	2,437,422	-	1,303,129	-	-	-
GRP 422	OTHER FIXED VEGETABLE OILS, FLUID OR SOLID, CRUDE, REFINED OR PURIFIED	2,420,403,462	-	592,170	-	-	-
GRP 431	ANIMAL OR VEGETABLE OILS AND FATS, PROCESSED, AND WAXES OF ANIMAL OR VEGETABLE ORIGIN	2,945,756	-	-	-	-	-
GRP 511	HYDROCARBONS, N.E.S. AND THEIR HALOGENATED, SULPHONATED, NITRATED OR NITROSATED DERIVATIVES	-	-	197,162	-	-	-
GRP 512	ALCOHOLS, PHENOLS, PHENOL-ALCOHOLS, AND THEIR DERIVATIVES	96,350,150	-	6,688,836	-	-	-
GRP 516	OTHER ORGANIC CHEMICALS	-	-	3,077	-	-	-
GRP 522	INORGANIC CHEMICAL ELEMENTS, OXIDES AND HALOGEN SALTS	37,105,620	-	1,630,206	-	-	5,470,302
GRP 523	METALLIC SALTS AND PEROXYSALTS, OF INORGANIC ACIDS	-	-	1,022,099	-	-	-
GRP 531	SYNTHETIC ORGANIC COLOURING MATTER AND COLOUR LAKES AND PREPARATIONS BASED THEREON	-	-	145,632	-	-	-
GRP 533	PIGMENTS, PAINTS, VARNISHES AND RELATED MATERIALS	-	-	49,612	-	-	-

SARAWAK

JADUAL 20 (SAMB) : NILAI EKSPORT, IMPORT DAN EKSPORT SEMULA MENGIKUT KUMPULAN, BAHAGIAN DAN SEKSYEN BAGI SETIAP NEGARA
TABLE 20 (CONT'D) : VALUE OF EXPORTS, IMPORTS AND RE-EXPORTS BY GROUPS, DIVISIONS AND SECTIONS FOR EACH COUNTRY

GROUP / DIV / SECT	COUNTRY OF DESTINATION / ORIGIN	EXPORTS & RE-EXPORTS RM F.O.B.		IMPORTS RM C.I.F.		RE-EXPORTS RM F.O.B.	
		JAN - DIS	2020	JAN - DIS	2020	JAN - DIS	2020
GRP 541	MEDICINAL AND PHARMACEUTICAL PRODUCTS, OTHER THAN MEDICAMENTS OF GROUP 542	5,311		-		5,311	
GRP 551	ESSENTIAL OILS, PERFUME AND FLAVOUR MATERIALS	-		22,584		-	
GRP 554	SOAP, CLEANSING AND POLISHING PREPARATIONS	-		2,516		-	
GRP 562	FERTILIZERS, MANUFACTURED	-		2,375,534		-	
GRP 574	POLYACETALS, OTHER POLYETHERS AND EPOXIDE RESINS, IN PRIMARY FORMS	-		4,751		-	
GRP 575	OTHER PLASTICS, IN PRIMARY FORMS	-		738,078		-	
GRP 581	TUBES, PIPES AND HOSES OF PLASTICS	-		9,822		-	
GRP 582	PLATES, SHEETS, FILM, COIL AND STRIP OF PLASTICS	-		368,839		-	
GRP 591	DISINFECTANTS, INSECTICIDES, FUNGICIDES, WEED KILLERS, ANTI-SPROUTING PRODUCTS, ETC.	-		348,628		-	
GRP 592	STARCHES, INULIN AND WHEAT GLUTEN; ALBUMINOIDAL SUBSTANCES; GLUES	-		358,551		-	
GRP 593	EXPLOSIVES AND PYROTECHNIC PRODUCTS	-		964,808		-	
GRP 597	PREPARED ADDITIVES FOR MINERAL OILS; LUBRICATING PREPARATIONS	-		250,543		-	
GRP 598	MISCELLANEOUS CHEMICAL PRODUCTS, N.E.S.	1,949,460		7,491,193		-	
GRP 621	MATERIALS OF RUBBER	-		166,038		-	
GRP 625	RUBBER TYRES, INTERCHANGEABLE TYRE TREADS, INNER TUBES AND TYRE FLABS	-		4,175,560		-	
GRP 629	ARTICLES OF RUBBER, N.E.S.	-		332,996		-	
GRP 634	VENEERS, PLYWOOD, PARTICLE BOARD, AND OTHER WOOD, WORKED, N.E.S.	28,665,755		-		-	
GRP 635	WOOD MANUFACTURES, N.E.S.	56,048		-		-	
GRP 641	PAPER AND PAPERBOARD	-		455,515		-	
GRP 642	PAPER AND PAPERBOARD, CUT TO SIZE OR SHAPE, AND ARTICLES OF PAPER OR PAPERBOARD	-		1,068,502		-	
GRP 657	SPECIAL YARNS, TEXTILE FABRICS AND RELATED PRODUCTS	-		308,248		-	
GRP 658	MADE-UP ARTICLES, WHOLLY OR CHIEFLY OF TEXTILE MATERIALS, N.E.S.	-		5,305,756		-	
GRP 661	LIME, CEMENT, AND FABRICATED CONSTRUCTION MATERIALS (EXCEPT GLASS AND CLAY MATERIALS)	-		51,733		-	
GRP 662	CLAY CONSTRUCTION MATERIALS AND REFRACTORY CONSTRUCTION MATERIALS	-		250,048		-	
GRP 663	MINERAL MANUFACTURES, N.E.S.	-		356,608		-	
GRP 664	GLASS	-		61,600		-	
GRP 665	GLASSWARE	-		308,366		-	
GRP 671	PIG IRON, SPIEGELEISEN, SPONGE IRON, IRON OR STEEL GRANULES AND POWDERS AND FERRO-ALLOYS	192,944,179		1,289,878		-	
GRP 673	FLAT-ROLLED PRODUCTS, OF IRON OR NON-ALLOY STEEL, NOT CLAD, PLATED OR COATED	-		202,340		-	
GRP 676	IRON AND STEEL BARS, RODS, ANGLES, SHAPES AND SECTIONS (INCLUDING SHEET PILING)	-		1,234,262		-	
GRP 679	TUBES, PIPES AND HOLLOW PROFILES, AND TUBES OR PIPE FITTINGS, OF IRON OR STEEL	-		578,987		-	
GRP 682	COPPER (INCLUDING ALLOYS)	-		22,836,759		-	
GRP 684	ALUMINIUM (INCLUDING ALLOYS)	487,747,908		1,256,794		-	
GRP 691	STRUCTURES AND PARTS OF STRUCTURES, N.E.S., OF IRON, STEEL OR ALUMINIUM	-		37,573,945		-	
GRP 693	WIRE PRODUCTS (EXCLUDING INSULATED ELECTRICAL WIRING) AND FENCING GRILLS	-		938,661		-	
GRP 694	NAILS, SCREWS, NUTS, BOLTS, RIVETS AND THE LIKE, OF IRON, STEEL, COPPER OR ALUMINIUM	-		300,728		-	
GRP 695	TOOLS FOR USE IN THE HAND OR IN MACHINES	-		706,919		-	
GRP 697	HOUSEHOLD EQUIPMENT OF BASE METAL, N.E.S.	-		130,616		-	
GRP 699	MANUFACTURES OF BASE METAL, N.E.S.	-		837,043		-	
GRP 711	STEAM OR OTHER VAPOUR GENERATING BOILERS, SUPERHEATED WATER BOILERS, AND AUXILIARY PLANT FOR USE THEREWITH; AND PARTS THEREOF	-		230,070		-	
GRP 713	INTERNAL COMBUSTION PISTON ENGINES, AND PARTS THEREOF, N.E.S.	-		300,741		-	
GRP 714	ENGINES AND MOTORS, NON-ELECTRIC, AND PARTS, N.E.S.	-		115,433		-	
GRP 716	ROTATING ELECTRIC PLANT AND PARTS THEREOF, N.E.S.	-		2,924,301		-	
GRP 718	OTHER POWER GENERATING MACHINERY AND PARTS THEREOF, N.E.S.	-		2,421		-	
GRP 721	AGRICULTURAL MACHINERY (EXCLUDING TRACTORS) AND PARTS THEREOF	-		38,823		-	
GRP 722	TRACTORS, WHETHER OR NOT FITTED WITH POWER TAKE OFFS, WINCHES OR PULLEYS	-		2,838,547		-	

SARAWAK

JADUAL 20 (SAMB) : NILAI EKSPORT, IMPORT DAN EKSPORT SEMULA MENGIKUT KUMPULAN, BAHAGIAN DAN SEKSYEN BAGI SETIAP NEGARA
TABLE 20 (CONT'D) : VALUE OF EXPORTS, IMPORTS AND RE-EXPORTS BY GROUPS, DIVISIONS AND SECTIONS FOR EACH COUNTRY

GROUP / DIV / SECT	COUNTRY OF DESTINATION / ORIGIN	EXPORTS & RE-EXPORTS RM F.O.B.		IMPORTS RM C.I.F.		RE-EXPORTS RM F.O.B.	
		JAN - DIS	2020	JAN - DIS	2020	JAN - DIS	2020
GRP 723	CIVIL ENGINEERING AND CONTRACTORS' PLANT AND EQUIPMENT	-	-	6,037,026	-	-	-
GRP 724	TEXTILE AND LEATHER MACHINERY, AND PARTS THEREOF, N.E.S.	-	-	139,274	-	-	-
GRP 727	FOOD-PROCESSING MACHINES (EXCLUDING DOMESTIC)	-	-	159,032	-	-	-
GRP 728	OTHER MACHINERY AND EQUIPMENT SPECIALIZED FOR PARTICULAR INDUSTRIES, AND PARTS THEREOF, N.E.S.	93,315	-	6,384,332	-	93,315	-
GRP 731	MACHINE-TOOLS WORKING BY REMOVING METAL OR OTHER MATERIAL	-	-	1,264,042	-	-	-
GRP 735	PARTS, NES AND ACCESSORIES FOR USE WITH MACHINES FALLING WITHIN HEADING 731 AND 733	-	-	80,611	-	-	-
GRP 737	METALWORKING MACHINERY (OTHER THAN MACHINE- TOOLS), AND PARTS THEROF, N.E.S.	-	-	8,479	-	-	-
GRP 741	HEATING AND COOLING EQUIPMENT AND PARTS THEREOF, N.E.S.	-	-	989,872	-	-	-
GRP 742	PUMPS FOR LIQUIDS, LIQUID ELEVATORS AND PARTS	-	-	3,075,989	-	-	-
GRP 743	PUMPS (OTHER THAN PUMPS FOR LIQUIDS) AND COMPRESSORS AND FANS; CENTRIFUGES; FILTERING OR PURIFYING APPARATUS; AND PARTS THEREOF	-	-	4,156,625	-	-	-
GRP 744	MECHANICAL HANDLING EQUIPMENT, AND PARTS THEREOF, N.E.S.	-	-	65,517	-	-	-
GRP 745	OTHER NON-ELECTRICAL MACHINERY, TOOLS AND MECHANICAL APPARATUS, AND PARTS THEREOF, N.E.S.	-	-	76,125	-	-	-
GRP 746	BALL OR ROLLER BEARINGS	-	-	37,851	-	-	-
GRP 747	TAPS, COCKS, VALVES AND SIMILAR APPLIANCE	-	-	1,299,668	-	-	-
GRP 748	TRANSMISSION SHAFTS AND CRANKS; BEARING HOUSINGS AND PARTS THEREOF	-	-	762,428	-	-	-
GRP 749	NON-ELECTRIC PARTS AND ACCESSORIES OF MACHINERY, N.E.S.	-	-	122,214	-	-	-
GRP 751	OFFICE MACHINES	-	-	20,891	-	-	-
GRP 752	AUTOMATIC DATA PROCESSING MACHINES AND UNITS THEREOF	-	-	27,226	-	-	-
GRP 761	TELEVISION RECEIVERS WITH RADIO-BROADCAST RECEIVERS, SOUND RECORDERS OR REPRODUCERS	-	-	1,722,215	-	-	-
GRP 764	TELECOMMUNICATIONS EQUIPMENTS, N.E.S.; THEIR PARTS, AND ACCESSORIES USED IN DIVISION 76	-	-	8,722,375	-	-	-
GRP 771	ELECTRIC POWER MACHINERY (OTHER THAN ROTATING ELECTRIC PLANT), AND PARTS THEREOF	-	-	7,741,034	-	-	-
GRP 772	ELECTRICAL APPARATUS, RESISTOR, SWITCHBOARD AND CONTROL PANELS N.E.S., AND PARTS N.E.S.	-	-	1,015,132	-	-	-
GRP 773	EQUIPMENT FOR DISTRIBUTING ELECTRICITY, N.E.S.	3,863	-	248,090	-	3,863	-
GRP 775	HOUSEHOLD TYPE, ELECTRICAL AND NON-ELECTRICAL EQUIPMENT, N.E.S.	-	-	253,120	-	-	-
GRP 778	ELECTRICAL MACHINERY AND APPARATUS, N.E.S.	-	-	6,045,422	-	-	-
GRP 784	PARTS AND ACCESSORIES, OF THE MOTOR VEHICLES FALLING WITHIN HEADING 722, 781, 782 OR 783	-	-	681,343	-	-	-
GRP 785	MOTORCYCLES, AND CYCLES, MOTORIZED AND NON-MOTORIZED; INVALID CARRIAGES	-	-	4,317	-	-	-
GRP 786	TRAILERS AND SEMI-TRAILERS; OTHER VEHICLES, NOT MECHANICALLY PROPELLED; SPECIALLY DESIGNED AND EQUIPPED TRANSPORT CONTAINERS	-	-	12,237	-	-	-
GRP 792	AIRCRAFT AND ASSOCIATED EQUIPMENT, SPACECRAFTS AND SPACECRAFT LAUNCH VEHICLES AND PARTS	59,329	-	-	-	59,329	-
GRP 821	FURNITURE AND PARTS THEREOF	27,895	-	-	-	-	-
GRP 831	TRAVEL GOODS, HANDBAGS AND SIMILAR CONTAINERS	-	-	10,635	-	-	-
GRP 841	MEN'S OR BOYS' COATS, CAPES, JACKETS, SUITS, BLAZERS, TROUSERS, UNDERWEAR, ETC., OF TEXTILE FABRICS, NOT KNITTED OR CROCHETED	-	-	473,658	-	-	-
GRP 842	WOMEN'S AND GIRLS' COATS, CAPES, JACKETS, SUITS, BLAZERS, TROUSERS, SHORTS AND SIMILAR ARTICLES OF TEXTILE FABRICS, NOT KNITTED OR CROCHETED	-	-	4,870	-	-	-
GRP 845	ARTICLES OF APPAREL, OF TEXTILE FABRICS, WHETHER OR NOT KNITTED OR CROCHETED, N.E.S.	-	-	24,950	-	-	-
GRP 848	ARTICLES OF APPAREL AND CLOTHING ACCESSORIES OF OTHER THAN TEXTILE FABRICS, HEADGEAR OF ALL MATERIALS	-	-	195,539	-	-	-
GRP 872	MEDICAL INSTRUMENTS AND APPLIANCES, N.E.S.	-	-	2,440	-	-	-
GRP 873	METERS AND COUNTERS, N.E.S.	-	-	2,306,455	-	-	-
GRP 874	MEASURING, CHECKING, ANALYSING AND CONTROLLING INSTRUMENTS AND APPARATUS N.E.S.	-	-	329,046	-	-	-
GRP 881	PHOTOGRAPHIC APPARATUS AND EQUIPMENT, N.E.S.	-	-	130,493	-	-	-
GRP 885	WATCHES AND CLOCKS	-	-	9,256	-	-	-
GRP 892	PRINTED MATTER	4,307	-	15,110	-	-	-

SARAWAK

JADUAL 20 (SAMB) : NILAI EKSPORT, IMPORT DAN EKSPORT SEMULA MENGIKUT KUMPULAN, BAHAGIAN DAN SEKSYEN BAGI SETIAP NEGARA
 TABLE 20 (CONT'D) : VALUE OF EXPORTS, IMPORTS AND RE-EXPORTS BY GROUPS, DIVISIONS AND SECTIONS FOR EACH COUNTRY

GROUP / DIV / SECT	COUNTRY OF DESTINATION / ORIGIN	EXPORTS & RE-EXPORTS RM F.O.B.		IMPORTS RM C.I.F.		RE-EXPORTS RM F.O.B.	
		JAN - DIS	2020	JAN - DIS	2020	JAN - DIS	2020
GRP 893	ARTICLES, NES OF PLASTICS	-	-	108,408	-	-	-
GRP 931	SPECIAL TRANSACTIONS AND COMMODITIES	113,969	-	581,481	-	17,021	-
DIV 01	MEAT AND MEAT PREPARATIONS	-	-	67,881,527	-	-	-
DIV 03	FISH, CRUSTACEANS AND MOLLUSCS, AND PREPARATIONS THEREOF	-	-	17,082,769	-	-	-
DIV 04	CEREALS AND CEREAL PREPARATIONS	-	-	28,132,749	-	-	-
DIV 05	VEGETABLES AND FRUITS	-	-	23,741,042	-	-	-
DIV 06	SUGARS, SUGAR PREPARATIONS AND HONEY	-	-	269,683	-	-	-
DIV 07	COFFEE, TEA, COCOA, SPICES, AND MANUFACTURES THEREOF	1,918,932	-	9,512,008	-	-	-
DIV 11	BEVERAGES	61	-	-	-	61	-
DIV 22	OIL SEEDS AND OLEAGINOUS FRUITS	-	-	8,698,948	-	-	-
DIV 23	CRUDE RUBBER (INCLUDING SYNTHETIC AND RECLAIMED)	1,601,214	-	-	-	-	-
DIV 24	CORK AND WOOD	317,162,424	-	-	-	-	-
DIV 26	TEXTILE FIBRES(OTHER THAN WOOL TOPS) AND THEIR WASTES (NOT MANUFACTURED INTO YARN OR FABRICS)	-	-	268,430	-	-	-
DIV 27	CRUDE FERTILIZERS AND CRUDE MINERALS (EXCLUDING COAL, PETROLEUM AND PRECIOUS STONES)	-	-	47,774,734	-	-	-
DIV 28	METALLIFEROUS ORES AND METAL SCRAP	-	-	124,059,969	-	-	-
DIV 29	CRUDE ANIMAL AND VEGETABLE MATERIALS, N.E.S.	-	-	71,663	-	-	-
DIV 32	COAL, COKE AND BRIQUETTES	111,804	-	-	-	111,804	-
DIV 33	PETROLEUM, PETROLEUM PRODUCTS AND RELATED MATERIALS	1,266,469,586	-	1,680,747	-	-	-
DIV 42	FIXED VEGETABLE OILS AND FATS, CRUDE, REFINED OR FRACTIONATED	2,420,403,462	-	592,170	-	-	-
DIV 43	ANIMAL OR VEGETABLE OILS AND FATS, PROCESSED, AND WAXES OF ANIMAL OR VEGETABLE ORIGIN	2,945,756	-	-	-	-	-
DIV 51	ORGANIC CHEMICALS	96,350,150	-	6,889,075	-	-	-
DIV 52	INORGANIC CHEMICALS	37,105,620	-	2,652,305	-	5,470,302	-
DIV 53	DYEING, TANNING AND COLOURING MATERIALS	-	-	195,244	-	-	-
DIV 54	MEDICINAL AND PHARMACEUTICAL PRODUCTS	5,311	-	-	-	5,311	-
DIV 55	ESSENTIAL OILS AND RESINOIDS AND PERFUME MATERIALS; TOILET, POLISHING AND CLEANSING PREPARATIONS	-	-	25,100	-	-	-
DIV 56	FERTILIZERS, MANUFACTURED	-	-	2,375,534	-	-	-
DIV 57	PLASTICS IN PRIMARY FORMS	-	-	742,829	-	-	-
DIV 58	PLASTICS IN NON-PRIMARY FORMS	-	-	378,661	-	-	-
DIV 59	CHEMICAL MATERIALS AND PRODUCTS, N.E.S.	1,949,460	-	9,413,723	-	-	-
DIV 62	RUBBER MANUFACTURES, N.E.S.	-	-	4,674,594	-	-	-
DIV 63	CORK AND WOOD MANUFACTURES (EXCLUDING FURNITURE)	28,721,803	-	-	-	-	-
DIV 64	PAPER, PAPERBOARD, AND ARTICLES OF PAPER PULP, OF PAPER OR PAPERBOARD	-	-	1,524,017	-	-	-
DIV 65	TEXTILE YARN, FABRICS, MADE-UP ARICLES, N.E.S. AND RELATED PRODUCTS	-	-	5,614,004	-	-	-
DIV 66	NON-METALLIC MINERAL MANUFACTURES N.E.S.	-	-	1,028,355	-	-	-
DIV 67	IRON AND STEEL	192,944,179	-	3,305,467	-	-	-
DIV 68	NON-FERROUS METALS	487,747,908	-	24,093,553	-	-	-
DIV 69	MANUFACTURES OF METAL, N.E.S.	-	-	40,487,912	-	-	-
DIV 71	POWER GENERATING MACHINERY AND EQUIPMENT	-	-	3,572,966	-	-	-
DIV 72	MACHINERY SPECIALIZED FOR PARTICULAR INDUSTRIES	93,315	-	15,597,034	-	93,315	-
DIV 73	METALWORKING MACHINERY	-	-	1,353,132	-	-	-
DIV 74	GENERAL INDUSTRIAL MACHINERY AND EQUIPMENT, N.E.S. AND MACHINE PARTS, N.E.S.	-	-	10,586,289	-	-	-
DIV 75	OFFICE MACHINES AND AUTOMATIC DATA PROCESSING EQUIPMENT	-	-	48,117	-	-	-
DIV 76	TELECOMMUNICATIONS AND SOUND RECORDING AND REPRODUCING APPARATUS AND EQUIPMENT	-	-	10,444,590	-	-	-
DIV 77	ELECTRICAL MACHINERY, APPARATUS AND APPLIANCES, N.E.S. AND ELECTRICAL PARTS THEREOF	3,863	-	15,302,798	-	3,863	-
DIV 78	ROAD VEHICLES (INCLUDING AIR - CUSHION VEHICLES)	-	-	697,897	-	-	-
DIV 79	OTHERS TRANSPORT EQUIPMENT	59,329	-	-	-	59,329	-
DIV 82	FURNITURE AND PARTS THEREOF	27,895	-	-	-	-	-
DIV 83	TRAVEL GOODS, HANDBAGS AND SIMILAR CONTAINERS	-	-	10,635	-	-	-
DIV 84	ARTICLES OF APPAREL AND CLOTHING ACCESSORIES	-	-	699,017	-	-	-
DIV 87	PROFESSIONAL, SCIENTIFIC AND CONTROLLING INSTRUMENTS AND APPARATUS, N.E.S.	-	-	2,637,941	-	-	-
DIV 88	PHOTOGRAPHIC APPARATUS, EQUIPMENT AND SUPPLIED AND OPTICAL GOODS, N.E.S., WATCHES AND CLOCKS	-	-	139,749	-	-	-

SARAWAK

JADUAL 20 (SAMB) : NILAI EKSPORT, IMPORT DAN EKSPORT SEMULA MENGIKUT KUMPULAN, BAHAGIAN DAN SEKSYEN BAGI SETIAP NEGARA
 TABLE 20 (CONT'D) : VALUE OF EXPORTS, IMPORTS AND RE-EXPORTS BY GROUPS, DIVISIONS AND SECTIONS FOR EACH COUNTRY

GROUP / DIV / SECT	COUNTRY OF DESTINATION / ORIGIN	EXPORTS & RE-EXPORTS RM F.O.B.		IMPORTS RM C.I.F.		RE-EXPORTS RM F.O.B.	
		JAN - DIS	2020	JAN - DIS	2020	JAN - DIS	2020
DIV 89	MISCELLANEOUS MANUFACTURED ARTICLES, N.E.S.	4,307		123,518		-	
DIV 93	SPECIAL TRANSACTIONS AND COMMODITIES	113,969		581,481		17,021	
SECT 0	FOOD	1,918,932		146,619,778		-	
SECT 1	BEVERAGES AND TOBACCO	61		-		61	
SECT 2	CRUDE MATERIALS, INEDIBLE	318,763,638		180,873,744		-	
SECT 3	MINERAL FUELS, LUBRICANTS, ETC.	1,266,581,390		1,680,747		111,804	
SECT 4	ANIMAL AND VEGETABLE OILS AND FATS	2,423,349,218		592,170		-	
SECT 5	CHEMICALS	135,410,541		22,672,471		5,475,613	
SECT 6	MANUFACTURED GOODS	709,413,890		80,727,902		-	
SECT 7	MACHINERY & TRANSPORT EQUIPMENT	156,507		57,602,823		156,507	
SECT 8	MISCELLANEOUS MANUFACTURED ARTICLES	32,202		3,610,860		-	
SECT 9	MISCELLANEOUS TRANSACTIONS AND COMMODITIES	113,969		581,481		17,021	
	TOTAL - INDIA	4,855,740,348		494,961,976		5,761,006	
***	INDONESIA, REPUBLIC OF						
GRP 011	MEAT OF BOVINE ANIMALS, FRESH, CHILLED OR FROZEN	254,020		-		191,720	
GRP 012	OTHER MEAT AND EDIBLE OFFAL, FRESH, CHILLED OR FROZEN	619,180		-		73,600	
GRP 017	MEAT AND EDIBLE MEAT OFFAL, PREPARED OR PRESERVED, N.E.S.	6,508,293		-		6,508,293	
GRP 022	MILK AND CREAM AND MILK PRODUCTS OTHER THAN BUTTER OR CHEESE	-		1,127,624		-	
GRP 024	CHEESE AND CURD	-		16,050		-	
GRP 025	BIRDS EGG AND EGG YOLK, FRESH, DRIED OR OTHERWISE PRESERVED, SWEETENED OR NOT; EGG ALBUMIN	1,698,152		-		-	
GRP 034	FISH, FRESH(LIVE OR DEAD), CHILLED OR FROZEN	599,000		4,849,042		63,650	
GRP 035	FISH, DRIED, SALTED OR IN BRINE; SMOKED FISH	479,834		-		413,834	
GRP 036	CRUSTACEANS AND MOLLUSCS, FRESH, CHILLED, FROZEN, SALTED OR IN BRINE OR DRIED	-		3,777,465		-	
GRP 037	FISH, CRUSTACEANS AND MOLLUSCS PREPARED OR PRESERVED, N.E.S.	899,084		9,000		61,630	
GRP 044	MAIZE (NOT INCLUDING SWEET CORN), UNMILLED	36,540		18,597		36,540	
GRP 046	MEAL AND FLOUR OF WHEAT AND FLOUR OF MESLIN	-		67,545		-	
GRP 048	CEREAL PREPARATIONS AND PREPARATION OF FLOUR OR STARCH OF FRUITS OR VEGETABLES	563,012		29,282,149		533,576	
GRP 054	VEGETABLES, FRESH, CHILLED, FROZEN OR SIMPLY PRESERVED	14,766,957		637,648		14,765,557	
GRP 056	VEGETABLES, ROOT AND TUBERS, PREPARED OR PRESERVED, N.E.S.	245,367		68,682		245,367	
GRP 057	FRUITS AND NUTS (NOT INCLUDING OIL NUTS), FRESH OR DRIED	240,325		781,159		234,085	
GRP 058	FRUITS, PRESERVED, AND FRUIT PREPARATIONS (EXCLUDING FRUIT JUICES)	8,140		1,629,089		8,140	
GRP 059	FRUIT JUICES (INCLUDING GRAPE MUST) & VEGETABLE JUICES, UNFERMENTED & NOT CONTAINING ADDED SPIRIT, WHETHER / NOT CONTAINING ADDED SUGAR OR OTHER SWEETENING MATTER	23,040		10,868		23,040	
GRP 061	SUGARS, MOLASSES AND HONEY	25,140,300		1,325,177		25,123,200	
GRP 062	SUGAR CONFECTIONERY	11,740		1,416,248		11,740	
GRP 071	COFFEE AND COFFEE SUBSTITUTES	-		46,071,097		-	
GRP 072	COCOA	-		142,363		-	
GRP 073	CHOCOLATE AND OTHER FOOD PREPARATIONS CONTAINING COCOA, N.E.S	4,264		1,412,263		4,264	
GRP 074	TEA AND MATE	-		2,386,439		-	
GRP 075	SPICES	319,350		299,698		319,350	
GRP 081	FEEDING STUFF FOR ANIMALS (NOT INCLUDING UNMILLED CEREALS)	131,587		138,049		131,587	
GRP 091	MARGARINE AND SHORTENING	9,160		81,949		9,160	
GRP 098	EDIBLE PRODUCTS AND PREPARATIONS, N.E.S.	649,439		90,616,030		635,669	
GRP 111	NON-ALCOHOLIC BEVERAGES, N.E.S.	487,474		482,550		458,008	
GRP 112	ALCOHOLIC BEVERAGES	174,978		-		174,978	
GRP 122	TOBACCO, MANUFACTURED (WHETHER OR NOT CONTAINING TOBACCO SUBSTITUTES)	7,118		9,727,490		7,118	
GRP 222	OIL SEEDS AND OLEAGINOUS FRUITS, FOR EXTRACTION OF 'SOFT' FIXED VEGETABLE OILS	7,900		-		7,900	
GRP 245	FUEL WOOD (EXCLUDING WOOD WASTE) AND WOOD CHARCOAL	-		15,941,160		-	

SARAWAK

JADUAL 20 (SAMB) : NILAI EKSPORT, IMPORT DAN EKSPORT SEMULA MENGIKUT KUMPULAN, BAHAGIAN DAN SEKSYEN BAGI SETIAP NEGARA
TABLE 20 (CONT'D) : VALUE OF EXPORTS, IMPORTS AND RE-EXPORTS BY GROUPS, DIVISIONS AND SECTIONS FOR EACH COUNTRY

GROUP / DIV / SECT	COUNTRY OF DESTINATION / ORIGIN	EXPORTS & RE-EXPORTS RM F.O.B.		IMPORTS RM C.I.F.		RE-EXPORTS RM F.O.B.	
		JAN - DIS	2020	JAN - DIS	2020	JAN - DIS	2020
GRP 247	WOOD IN THE ROUGH OR ROUGHLY SQUARED	99,188,888		-		-	
GRP 248	WOOD, SIMPLY WORKED, AND RAILWAY SLEEPERS OF WOOD	20,125		69,313		-	
GRP 265	VEGETABLE TEXTILE FIBRES (OTHER THAN COTTON AND JUTE) RAW OR PROCESSED AND WASTE	-		23,761		-	
GRP 269	WORN CLOTHING AND OTHER WORN TEXTILE ARTICLES ;RAGS	3,642,230		-		3,642,230	
GRP 272	FERTILIZERS, CRUDE	142,300		-		-	
GRP 273	STONE, SAND AND GRAVEL	-		156,904		-	
GRP 278	OTHER CRUDE MINERALS	283,392		145,213		283,392	
GRP 282	FERROUS WASTE AND SCRAP; REMELTING INGOTS OF IRON OR STEEL	334,134		-		-	
GRP 285	ALUMINIUM ORES AND CONCENTRATES	-		373,920,770		-	
GRP 288	NON-FERROUS BASE METAL WASTE AND SCRAP, N.E.S.	-		25,148,208		-	
GRP 292	CRUDE VEGETABLE MATERIALS, N.E.S.	105,937		1,101,046		105,937	
GRP 333	PETROLEUM OILS, CRUDE, AND CRUDE OILS OBTAINED FROM BITUMINOUS MINERALS	277,861,858		-		-	
GRP 334	PETROLEUM PRODUCTS, REFINED	118,900,925		13,495,667		32,831	
GRP 335	RESIDUAL PETROLEUM PRODUCTS, N.E.S. AND RELATED MATERIALS	3,816,943		4,524,207		-	
GRP 351	ELECTRIC CURRENT	498,445,450		-		-	
GRP 411	ANIMAL OILS AND FATS	-		84,934		-	
GRP 422	OTHER FIXED VEGETABLE OILS, FLUID OR SOLID, CRUDE, REFINED OR PURIFIED	-		89,073,356		-	
GRP 431	ANIMAL OR VEGETABLE OILS AND FATS, PROCESSED, AND WAXES OF ANIMAL OR VEGETABLE ORIGIN	-		73,764		-	
GRP 511	HYDROCARBONS, N.E.S. AND THEIR HALOGENATED, SULPHONATED, NITRATED OR NITROSATED DERIVATIVES	-		4,779,609		-	
GRP 512	ALCOHOLS, PHENOLS, PHENOL-ALCOHOLS, AND THEIR DERIVATIVES	-		23,491,901		-	
GRP 514	NITROGEN-FUNCTION COMPOUNDS	-		469,235		-	
GRP 515	ORGANO-INORGANIC AND HETEROCYCLIC COMPOUNDS	-		39,793		-	
GRP 516	OTHER ORGANIC CHEMICALS	-		244,362		-	
GRP 522	INORGANIC CHEMICAL ELEMENTS, OXIDES AND HALOGEN SALTS	1,137,208		562,969		68,247	
GRP 523	METALLIC SALTS AND PEROXYSALTS, OF INORGANIC ACIDS	-		910,973		-	
GRP 532	DYEING AND TANNING EXTRACTS, AND SYNTHETIC TANNING MATERIALS	-		26,240		-	
GRP 533	PIGMENTS, PAINTS, VARNISHES AND RELATED MATERIALS	4,992		3,578,396		4,992	
GRP 541	MEDICINAL AND PHARMACEUTICAL PRODUCTS, OTHER THAN MEDICAMENTS OF GROUP 542	-		696,289		-	
GRP 542	MEDICAMENTS (INCLUDING VETERINARY MEDICAMENTS)	472,780		129,372		472,780	
GRP 551	ESSENTIAL OILS, PERFUME AND FLAVOUR MATERIALS	-		297,713		-	
GRP 553	PERFUMERY, COSMETICS AND TOILET PREPARATIONS	29,437		4,658,252		29,437	
GRP 554	SOAP, CLEANSING AND POLISHING PREPARATIONS	3,110		39,946,799		2,450	
GRP 562	FERTILIZERS, MANUFACTURED	12,958,868		18,295,603		-	
GRP 571	POLYMER OF ETHYLENE, IN PRIMARY FORMS	-		2,175,622		-	
GRP 573	POLYMERS OF VINYL CHLORIDE, IN PRIMARY FORMS	-		777,431		-	
GRP 574	POLYACETALS, OTHER POLYETHERS AND EPOXIDE RESINS, IN PRIMARY FORMS	11,700		864,718		11,700	
GRP 575	OTHER PLASTICS, IN PRIMARY FORMS	225,687		1,257,848		-	
GRP 581	TUBES, PIPES AND HOSES OF PLASTICS	2,699,840		2,398		1,117,984	
GRP 582	PLATES, SHEETS, FILM, COIL AND STRIP OF PLASTICS	227,209		3,373,408		37,684	
GRP 583	MONOFILAMENT, RODS, STICKS AND PROFILE SHAPES, OF PLASTICS	-		210,648		-	
GRP 591	DISINFECTANTS, INSECTICIDES, FUNGICIDES, WEED KILLERS, ANTI-SPROUTING PRODUCTS, ETC.	2,050		4,837,627		2,050	
GRP 592	STARCHES, INULIN AND WHEAT GLUTEN; ALBUMINOIDAL SUBSTANCES; GLUES	2,730		1,990,309		2,730	
GRP 597	PREPARED ADDITIVES FOR MINERAL OILS; LUBRICATING PREPARATIONS	5,201		184,319		5,201	
GRP 598	MISCELLANEOUS CHEMICAL PRODUCTS, N.E.S.	6,325,552		1,692,621		6,041,907	
GRP 621	MATERIALS OF RUBBER	337,623		216,923		337,623	
GRP 625	RUBBER TYRES, INTERCHANGEABLE TYRE TREADS, INNER TUBES AND TYRE FLABS	-		4,453,397		-	
GRP 629	ARTICLES OF RUBBER, N.E.S	18,002		78,655		18,002	
GRP 634	VENEERS, PLYWOOD, PARTICLE BOARD, AND OTHER WOOD, WORKED, N.E.S.	18,121,534		16,367,764		442,370	
GRP 635	WOOD MANUFACTURES, N.E.S.	481,075		249,396		-	

SARAWAK

JADUAL 20 (SAMB) : NILAI EKSPORT, IMPORT DAN EKSPORT SEMULA MENGIKUT KUMPULAN, BAHAGIAN DAN SEKSYEN BAGI SETIAP NEGARA
 TABLE 20 (CONT'D) : VALUE OF EXPORTS, IMPORTS AND RE-EXPORTS BY GROUPS, DIVISIONS AND SECTIONS FOR EACH COUNTRY

GROUP / DIV / SECT	COUNTRY OF DESTINATION / ORIGIN	EXPORTS & RE-EXPORTS RM F.O.B.		IMPORTS RM C.I.F.		RE-EXPORTS RM F.O.B.	
		JAN - DIS	2020	JAN - DIS	2020	JAN - DIS	2020
GRP 641	PAPER AND PAPERBOARD	152,163		20,508,865		178	
GRP 642	PAPER AND PAPERBOARD, CUT TO SIZE OR SHAPE, AND ARTICLES OF PAPER OR PAPERBOARD	59,160		8,778,334		59,160	
GRP 652	COTTON FABRICS, WOVEN (NOT INCLUDING NARROW OR SPECIAL FABRICS)	-		86,048		-	
GRP 653	FABRICS, WOVEN, OF MAN-MADE TEXTILE MATERIALS (NOT INCLUDING NARROW OR SPECIAL FABRICS)	-		413,763		-	
GRP 656	TULLES, LACE, EMBROIDERY, RIBBONS, TRIMMINGS AND OTHER SMALL WARES	-		116,696		-	
GRP 658	MADE-UP ARTICLES, WHOLLY OR CHIEFLY OF TEXTILE MATERIALS, N.E.S.	36,450		2,924,607		36,450	
GRP 659	FLOOR COVERINGS, ETC.	-		85,638		-	
GRP 661	LIME, CEMENT, AND FABRICATED CONSTRUCTION MATERIALS (EXCEPT GLASS AND CLAY MATERIALS)	8,198		12,625,325		8,198	
GRP 662	CLAY CONSTRUCTION MATERIALS AND REFRACTORY CONSTRUCTION MATERIALS	34,776		3,107,510		34,776	
GRP 663	MINERAL MANUFACTURES, N.E.S.	8,239		6,821,158		8,239	
GRP 664	GLASS	-		4,098,040		-	
GRP 665	GLASSWARE	4,250		-		4,250	
GRP 666	POTTERY	5,420		18,156		5,420	
GRP 671	PIG IRON, SPIEGELEISEN, SPONGE IRON, IRON OR STEEL GRANULES AND POWDERS AND FERRO-ALLOYS	65,751,458		-		-	
GRP 672	INGOTS AND OTHER PRIMARY FORMS, OF IRON OR STEEL	-		16,190		-	
GRP 673	FLAT-ROLLED PRODUCTS, OF IRON OR NON-ALLOY STEEL, NOT CLAD, PLATED OR COATED	4,800		39,821		4,800	
GRP 674	FLAT-ROLLED PRODUCTS, OF IRON OR NON-ALLOY STEEL, CLAD, PLATED OR COATED	68,999		-		68,999	
GRP 676	IRON AND STEEL BARS, RODS, ANGLES, SHAPES AND SECTIONS (INCLUDING SHEET PILING)	6,930		-		6,930	
GRP 679	TUBES, PIPES AND HOLLOW PROFILES, AND TUBES OR PIPE FITTINGS, OF IRON OR STEEL	78,325		1,251,954		78,325	
GRP 682	COPPER (INCLUDING ALLOYS)	8,470		-		8,470	
GRP 684	ALUMINIUM (INCLUDING ALLOYS)	58,848,117		-		9,797	
GRP 691	STRUCTURES AND PARTS OF STRUCTURES, N.E.S., OF IRON, STEEL OR ALUMINIUM	83,740		21,277		83,740	
GRP 692	METAL CONTAINERS FOR STORAGE OR TRANSPORT	-		1,516,253		-	
GRP 693	WIRE PRODUCTS (EXCLUDING INSULATED ELECTRICAL WIRING) AND FENCING GRILLS	14,989		2,522,223		14,989	
GRP 694	NAILS, SCREWS, NUTS, BOLTS, RIVETS AND THE LIKE, OF IRON, STEEL, COPPER OR ALUMINIUM	228,333		4,521		228,333	
GRP 695	TOOLS FOR USE IN THE HAND OR IN MACHINES	16,269		3,882,431		16,269	
GRP 696	CUTLERY	2,430		-		2,430	
GRP 697	HOUSEHOLD EQUIPMENT OF BASE METAL, N.E.S.	63,506		303,790		63,506	
GRP 699	MANUFACTURES OF BASE METAL, N.E.S.	621,506		5,358,559		587,006	
GRP 713	INTERNAL COMBUSTION PISTON ENGINES, AND PARTS THEREOF, N.E.S.	289,240		452,112		289,240	
GRP 714	ENGINES AND MOTORS, NON-ELECTRIC, AND PARTS, N.E.S.	-		8,361		-	
GRP 716	ROTATING ELECTRIC PLANT AND PARTS THEREOF, N.E.S.	4,218		164,809		4,218	
GRP 718	OTHER POWER GENERATING MACHINERY AND PARTS THEREOF, N.E.S.	60,298		-		60,298	
GRP 721	AGRICULTURAL MACHINERY (EXCLUDING TRACTORS) AND PARTS THEREOF	442,118		636,630		442,118	
GRP 722	TRACTORS, WHETHER OR NOT FITTED WITH POWER TAKE OFFS, WINCHES OR PULLEYS	381,415		-		381,415	
GRP 723	CIVIL ENGINEERING AND CONTRACTORS' PLANT AND EQUIPMENT	2,569,229		49,299,834		2,563,829	
GRP 725	PAPER MILL AND PULP MILL MACHINERY, PAPER CUTTING MACHINES AND OTHER MACHINERY FOR THE MANUFACTURE OF PAPER ARTICLES; PARTS THEREOF	-		3,430		-	
GRP 726	PRINTING AND BOOKBINDING MACHINERY, AND PARTS THEREOF	-		10,150		-	
GRP 727	FOOD-PROCESSING MACHINES (EXCLUDING DOMESTIC)	-		147,754		-	
GRP 728	OTHER MACHINERY AND EQUIPMENT SPECIALIZED FOR PARTICULAR INDUSTRIES, AND PARTS THEREOF, N.E.S.	426,955		12,704		426,955	
GRP 731	MACHINE-TOOLS WORKING BY REMOVING METAL OR OTHER MATERIAL	-		23,469		-	
GRP 735	PARTS, NES AND ACCESSORIES FOR USE WITH MACHINES FALLING WITHIN HEADING 731 AND 733	824,868		-		824,868	
GRP 737	METALWORKING MACHINERY (OTHER THAN MACHINE- TOOLS), AND PARTS THEROF, N.E.S.	-		136,654		-	

SARAWAK

JADUAL 20 (SAMB) : NILAI EKSPORT, IMPORT DAN EKSPORT SEMULA MENGIKUT KUMPULAN, BAHAGIAN DAN SEKSYEN BAGI SETIAP NEGARA
TABLE 20 (CONT'D) : VALUE OF EXPORTS, IMPORTS AND RE-EXPORTS BY GROUPS, DIVISIONS AND SECTIONS FOR EACH COUNTRY

GROUP / DIV / SECT	COUNTRY OF DESTINATION / ORIGIN	EXPORTS & RE-EXPORTS RM F.O.B.		IMPORTS RM C.I.F.		RE-EXPORTS RM F.O.B.	
		JAN - DIS	2020	JAN - DIS	2020	JAN - DIS	2020
GRP 741	HEATING AND COOLING EQUIPMENT AND PARTS THEREOF, N.E.S.	40,000		154,958		40,000	
GRP 742	PUMPS FOR LIQUIDS, LIQUID ELEVATORS AND PARTS	237,411		30,581		237,411	
GRP 743	PUMPS (OTHER THAN PUMPS FOR LIQUIDS) AND COMPRESSORS AND FANS; CENTRIFUGES; FILTERING OR PURIFYING APPARATUS; AND PARTS THEREOF	51,203		1,083,172		51,203	
GRP 744	MECHANICAL HANDLING EQUIPMENT, AND PARTS THEREOF, N.E.S.	466,030		229,732		466,030	
GRP 745	OTHER NON-ELECTRICAL MACHINERY, TOOLS AND MECHANICAL APPARATUS, AND PARTS THEREOF, N.E.S.	613,514		212,938		613,514	
GRP 746	BALL OR ROLLER BEARINGS	528,037		-		528,037	
GRP 747	TAPS, COCKS, VALVES AND SIMILAR APPLIANCE	204,543		147,627		204,543	
GRP 748	TRANSMISSION SHAFTS AND CRANKS; BEARING HOUSINGS AND PARTS THEREOF	1,174,095		56,210		1,169,829	
GRP 749	NON-ELECTRIC PARTS AND ACCESSORIES OF MACHINERY, N.E.S.	392,032		280,264		373,252	
GRP 752	AUTOMATIC DATA PROCESSING MACHINES AND UNITS THEREOF	-		13,651		-	
GRP 761	TELEVISION RECEIVERS WITH RADIO-BROADCAST RECEIVERS, SOUND RECORDERS OR REPRODUCERS	6,200		11,312,362		6,200	
GRP 762	RADIO-BROADCAST RECEIVERS WITH SOUND RECORDERS OR REPRODUCERS	-		138,635		-	
GRP 763	SOUND RECORDERS OR REPRODUCERS; TELEVISION IMAGE AND SOUND RECORDERS OR REPRODUCERS; PREPARED UNRECORDED MEDIA	-		131,659		-	
GRP 764	TELECOMMUNICATIONS EQUIPMENTS, N.E.S.; THEIR PARTS, AND ACCESSORIES USED IN DIVISION 76	-		917,687		-	
GRP 771	ELECTRIC POWER MACHINERY (OTHER THAN ROTATING ELECTRIC PLANT), AND PARTS THEREOF	-		6,028,248		-	
GRP 772	ELECTRICAL APPARATUS, RESISTOR, SWITCHBOARD AND CONTROL PANELS N.E.S., AND PARTS N.E.S.	306,246		685,439		66,789	
GRP 773	EQUIPMENT FOR DISTRIBUTING ELECTRICITY, N.E.S.	-		1,273,691		-	
GRP 775	HOUSEHOLD TYPE, ELECTRICAL AND NON-ELECTRICAL EQUIPMENT, N.E.S.	3,694		2,468,045		3,694	
GRP 776	THERMIONIC VALVES AND TUBES; PHOTOCELLS; ETC., AND PARTS THEREOF, N.E.S.	1,806,492		37,280		24,054	
GRP 778	ELECTRICAL MACHINERY AND APPARATUS, N.E.S.	30,154		148,890,055		30,154	
GRP 781	MOTOR CARS AND OTHER MOTOR VEHICLES FOR THE TRANSPORT OF PERSONS	30,000		4,371,576		30,000	
GRP 782	MOTOR VEHICLES FOR THE TRANSPORT OF GOODS AND SPECIAL PURPOSE MOTOR VEHICLES	160,000		93,560		160,000	
GRP 784	PARTS AND ACCESSORIES, OF THE MOTOR VEHICLES FALLING WITHIN HEADING 722, 781, 782 OR 783	2,415,111		6,318		2,332,172	
GRP 785	MOTORCYCLES, AND CYCLES, MOTORIZED AND NON-MOTORIZED; INVALID CARRIAGES	42,531		29,173		42,531	
GRP 792	AIRCRAFT AND ASSOCIATED EQUIPMENT, SPACECRAFTS AND SPACECRAFT LAUNCH VEHICLES AND PARTS	-		2,477		-	
GRP 793	SHIPS, BOATS (INCLUDING HOVERCRAFT) AND FLOATING STRUCTURES	123,052,749		41,901		-	
GRP 811	PREFABRICATED BUILDINGS	-		429,274		-	
GRP 812	SANITARY, PLUMBING AND HEATING FIXTURES AND FITTINGS, N.E.S.	2,580		825,644		2,580	
GRP 813	LIGHTING FIXTURES AND FITTINGS, N.E.S.	-		6,421		-	
GRP 821	FURNITURE AND PARTS THEREOF	53,290		2,102,701		53,290	
GRP 831	TRAVEL GOODS, HANDBAGS AND SIMILAR CONTAINERS	-		15,607		-	
GRP 841	MEN'S OR BOYS' COATS, CAPES, JACKETS, SUITS, BLAZERS, TROUSERS, UNDERWEAR, ETC., OF TEXTILE FABRICS, NOT KNITTED OR CROCHETED	-		8,480		-	
GRP 842	WOMEN'S AND GIRLS' COATS, CAPES, JACKETS, SUITS, BLAZERS, TROUSERS, SHORTS AND SIMILAR ARTICLES OF TEXTILE FABRICS, NOT KNITTED OR CROCHETED	-		101,546		-	
GRP 844	WOMEN'S AND GIRLS' COATS, CAPES, JACKETS, SUITS, BLAZERS, TROUSERS, SHORTS AND SIMILAR ARTICLES OF TEXTILE FABRICS, KNITTED OR CROCHETED	-		14,069		-	
GRP 845	ARTICLES OF APPAREL, OF TEXTILE FABRICS, WHETHER OR NOT KNITTED OR CROCHETED, N.E.S.	-		1,706,449		-	
GRP 848	ARTICLES OF APPAREL AND CLOTHING ACCESSORIES OF OTHER THAN TEXTILE FABRICS, HEADGEAR OF ALL MATERIALS	-		25,618		-	
GRP 851	FOOTWEAR	122,385		106,502		122,385	
GRP 872	MEDICAL INSTRUMENTS AND APPLIANCES, N.E.S.	8,262		-		8,262	
GRP 874	MEASURING, CHECKING, ANALYSING AND CONTROLLING INSTRUMENTS AND APPARATUS N.E.S.	10,442		232,602		10,442	

SARAWAK

JADUAL 20 (SAMB) : NILAI EKSPORT, IMPORT DAN EKSPORT SEMULA MENGIKUT KUMPULAN, BAHAGIAN DAN SEKSYEN BAGI SETIAP NEGARA
 TABLE 20 (CONT'D) : VALUE OF EXPORTS, IMPORTS AND RE-EXPORTS BY GROUPS, DIVISIONS AND SECTIONS FOR EACH COUNTRY

GROUP / DIV / SECT	COUNTRY OF DESTINATION / ORIGIN	EXPORTS & RE-EXPORTS RM F.O.B.		IMPORTS RM C.I.F.		RE-EXPORTS RM F.O.B.	
		JAN - DIS	2020	JAN - DIS	2020	JAN - DIS	2020
GRP 892	PRINTED MATTER	-		467,878		-	
GRP 893	ARTICLES, NES OF PLASTICS	460,307		679,899		299,177	
GRP 894	BABY CARRIAGES, TOYS, GAMES AND SPORTING GOODS	192,615		392,079		192,615	
GRP 898	MUSICAL INSTRUMENTS AND PARTS AND ACCESSORIES THEREOF	-		35,820		-	
GRP 899	MISCELLANEOUS MANUFACTURED ARTICLES, N.E.S.	12,650		160,910		12,650	
GRP 931	SPECIAL TRANSACTIONS AND COMMODITIES	687,967		1,389,640		437,548	
DIV 01	MEAT AND MEAT PREPARATIONS	7,381,493		-		6,773,613	
DIV 02	DAIRY PRODUCT AND BIRDS EGGS	1,698,152		1,143,674		-	
DIV 03	FISH, CRUSTACEANS AND MOLLUSCS, AND PREPARATIONS THEREOF	1,977,918		8,635,507		539,114	
DIV 04	CEREALS AND CEREAL PREPARATIONS	599,552		29,368,291		570,116	
DIV 05	VEGETABLES AND FRUITS	15,283,829		3,127,446		15,276,189	
DIV 06	SUGARS, SUGAR PREPARATIONS AND HONEY	25,152,040		2,741,425		25,134,940	
DIV 07	COFFEE, TEA, COCOA, SPICES, AND MANUFACTURES THEREOF	323,614		50,311,860		323,614	
DIV 08	FEEDING STUFF FOR ANIMALS (NOT INCLUDING UNMILLED CEREALS)	131,587		138,049		131,587	
DIV 09	MISCELLANEOUS EDIBLE PRODUCTS AND PREPARATIONS	658,599		90,697,979		644,829	
DIV 11	BEVERAGES	662,452		482,550		632,986	
DIV 12	TOBACCO AND TOBACCO MANUFACTURES THEREOF	7,118		9,727,490		7,118	
DIV 22	OIL SEEDS AND OLEAGINOUS FRUITS	7,900		-		7,900	
DIV 24	CORK AND WOOD	99,209,013		16,010,473		-	
DIV 26	TEXTILE FIBRES(OTHER THAN WOOL TOPS) AND THEIR WASTES (NOT MANUFACTURED INTO YARN OR FABRICS)	3,642,230		23,761		3,642,230	
DIV 27	CRUDE FERTILIZERS AND CRUDE MINERALS (EXCLUDING COAL, PETROLEUM AND PRECIOUS STONES)	425,692		302,117		283,392	
DIV 28	METALLIFEROUS ORES AND METAL SCRAP	334,134		399,068,978		-	
DIV 29	CRUDE ANIMAL AND VEGETABLE MATERIALS, N.E.S.	105,937		1,101,046		105,937	
DIV 33	PETROLEUM, PETROLEUM PRODUCTS AND RELATED MATERIALS	400,579,726		18,019,874		32,831	
DIV 35	ELECTRIC CURRENT	498,445,450		-		-	
DIV 41	ANIMAL OILS AND FATS	-		84,934		-	
DIV 42	FIXED VEGETABLE OILS AND FATS, CRUDE, REFINED OR FRACTIONATED	-		89,073,356		-	
DIV 43	ANIMAL OR VEGETABLE OILS AND FATS, PROCESSED, AND WAXES OF ANIMAL OR VEGETABLE ORIGIN	-		73,764		-	
DIV 51	ORGANIC CHEMICALS	-		29,024,900		-	
DIV 52	INORGANIC CHEMICALS	1,137,208		1,473,942		68,247	
DIV 53	DYEING, TANNING AND COLOURING MATERIALS	4,992		3,604,636		4,992	
DIV 54	MEDICINAL AND PHARMACEUTICAL PRODUCTS	472,780		825,661		472,780	
DIV 55	ESSENTIAL OILS AND RESINOIDS AND PERFUME MATERIALS; TOILET, POLISHING AND CLEANSING PREPARATIONS	32,547		44,902,764		31,887	
DIV 56	FERTILIZERS, MANUFACTURED	12,958,868		18,295,603		-	
DIV 57	PLASTICS IN PRIMARY FORMS	237,387		5,075,619		11,700	
DIV 58	PLASTICS IN NON-PRIMARY FORMS	2,927,049		3,586,454		1,155,668	
DIV 59	CHEMICAL MATERIALS AND PRODUCTS, N.E.S.	6,335,533		8,704,876		6,051,888	
DIV 62	RUBBER MANUFACTURES, N.E.S.	355,625		4,748,975		355,625	
DIV 63	CORK AND WOOD MANUFACTURES (EXCLUDING FURNITURE)	18,602,609		16,617,160		442,370	
DIV 64	PAPER, PAPERBOARD, AND ARTICLES OF PAPER PULP, OF PAPER OR PAPERBOARD	211,323		29,287,199		59,338	
DIV 65	TEXTILE YARN, FABRICS, MADE-UP ARTICLES, N.E.S. AND RELATED PRODUCTS	36,450		3,626,752		36,450	
DIV 66	NON-METALLIC MINERAL MANUFACTURES N.E.S.	60,883		26,670,189		60,883	
DIV 67	IRON AND STEEL	65,910,512		1,307,965		159,054	
DIV 68	NON-FERROUS METALS	58,856,587		-		18,267	
DIV 69	MANUFACTURES OF METAL, N.E.S.	1,030,773		13,609,054		996,273	
DIV 71	POWER GENERATING MACHINERY AND EQUIPMENT	353,756		625,282		353,756	
DIV 72	MACHINERY SPECIALIZED FOR PARTICULAR INDUSTRIES	3,819,717		50,110,502		3,814,317	
DIV 73	METALWORKING MACHINERY	824,868		160,123		824,868	
DIV 74	GENERAL INDUSTRIAL MACHINERY AND EQUIPMENT, N.E.S. AND MACHINE PARTS, N.E.S.	3,706,865		2,195,482		3,683,819	
DIV 75	OFFICE MACHINES AND AUTOMATIC DATA PROCESSING EQUIPMENT	-		13,651		-	
DIV 76	TELECOMMUNICATIONS AND SOUND RECORDING AND REPRODUCING APPARATUS AND EQUIPMENT	6,200		12,500,343		6,200	

SARAWAK

JADUAL 20 (SAMB) : NILAI EKSPORT, IMPORT DAN EKSPORT SEMULA MENGIKUT KUMPULAN, BAHAGIAN DAN SEKSYEN BAGI SETIAP NEGARA
 TABLE 20 (CONT'D) : VALUE OF EXPORTS, IMPORTS AND RE-EXPORTS BY GROUPS, DIVISIONS AND SECTIONS FOR EACH COUNTRY

GROUP / DIV / SECT	COUNTRY OF DESTINATION / ORIGIN	EXPORTS & RE-EXPORTS RM F.O.B.		IMPORTS RM C.I.F.		RE-EXPORTS RM F.O.B.	
		JAN - DIS	2020	JAN - DIS	2020	JAN - DIS	2020
DIV 77	ELECTRICAL MACHINERY, APPARATUS AND APPLIANCES, N.E.S. AND ELECTRICAL PARTS THEREOF	2,146,586		159,382,758		124,691	
DIV 78	ROAD VEHICLES (INCLUDING AIR - CUSHION VEHICLES)	2,647,642		4,500,627		2,564,703	
DIV 79	OTHERS TRANSPORT EQUIPMENT	123,052,749		44,378		-	
DIV 81	PREFABRICATED BUILDINGS, SANITARY, PLUMBING, HEATING AND LIGHTING FIXTURES AND FITTINGS, N.E.S.	2,580		1,261,339		2,580	
DIV 82	FURNITURE AND PARTS THEREOF	53,290		2,102,701		53,290	
DIV 83	TRAVEL GOODS, HANDBAGS AND SIMILAR CONTAINERS	-		15,607		-	
DIV 84	ARTICLES OF APPAREL AND CLOTHING ACCESSORIES	-		1,856,162		-	
DIV 85	FOOTWEAR	122,385		106,502		122,385	
DIV 87	PROFESSIONAL, SCIENTIFIC AND CONTROLLING INSTRUMENTS AND APPARATUS, N.E.S.	18,704		232,602		18,704	
DIV 89	MISCELLANEOUS MANUFACTURED ARTICLES, N.E.S.	665,572		1,736,586		504,442	
DIV 93	SPECIAL TRANSACTIONS AND COMMODITIES	687,967		1,389,640		437,548	
SECT 0	FOOD	53,206,784		186,164,231		49,394,002	
SECT 1	BEVERAGES AND TOBACCO	669,570		10,210,040		640,104	
SECT 2	CRUDE MATERIALS, INEDIBLE	103,724,906		416,506,375		4,039,459	
SECT 3	MINERAL FUELS, LUBRICANTS, ETC.	899,025,176		18,019,874		32,831	
SECT 4	ANIMAL AND VEGETABLE OILS AND FATS	-		89,232,054		-	
SECT 5	CHEMICALS	24,106,364		115,494,455		7,797,162	
SECT 6	MANUFACTURED GOODS	145,064,762		95,867,294		2,128,260	
SECT 7	MACHINERY & TRANSPORT EQUIPMENT	136,558,383		229,533,146		11,372,354	
SECT 8	MISCELLANEOUS MANUFACTURED ARTICLES	862,531		7,311,499		701,401	
SECT 9	MISCELLANEOUS TRANSACTIONS AND COMMODITIES	687,967		1,389,640		437,548	
	TOTAL - INDONESIA, REPUBLIC OF	1,363,906,443		1,169,728,608		76,543,121	
***	IRAN, ISLAMIC REP. OF						
GRP 034	FISH, FRESH(LIVE OR DEAD), CHILLED OR FROZEN	-		128,936		-	
GRP 036	CRUSTACEANS AND MOLLUSCS, FRESH, CHILLED, FROZEN, SALTED OR IN BRINE OR DRIED	-		1,815,889		-	
GRP 057	FRUITS AND NUTS (NOT INCLUDING OIL NUTS), FRESH OR DRIED	-		37,798		-	
GRP 723	CIVIL ENGINEERING AND CONTRACTORS' PLANT AND EQUIPMENT	-		5,157		-	
DIV 03	FISH, CRUSTACEANS AND MOLLUSCS, AND PREPARATIONS THEREOF	-		1,944,825		-	
DIV 05	VEGETABLES AND FRUITS	-		37,798		-	
DIV 72	MACHINERY SPECIALIZED FOR PARTICULAR INDUSTRIES	-		5,157		-	
SECT 0	FOOD	-		1,982,623		-	
SECT 7	MACHINERY & TRANSPORT EQUIPMENT	-		5,157		-	
	TOTAL - IRAN, ISLAMIC REP. OF	-		1,987,780		-	
***	IRAQ						
GRP 422	OTHER FIXED VEGETABLE OILS, FLUID OR SOLID, CRUDE, REFINED OR PURIFIED	76,424		-		-	
GRP 634	VENEERS, PLYWOOD, PARTICLE BOARD, AND OTHER WOOD, WORKED, N.E.S.	3,812,751		-		-	
DIV 42	FIXED VEGETABLE OILS AND FATS, CRUDE, REFINED OR FRACTIONATED	76,424		-		-	
DIV 63	CORK AND WOOD MANUFACTURES (EXCLUDING FURNITURE)	3,812,751		-		-	
SECT 4	ANIMAL AND VEGETABLE OILS AND FATS	76,424		-		-	
SECT 6	MANUFACTURED GOODS	3,812,751		-		-	
	TOTAL - IRAQ	3,889,175		-		-	
***	IRELAND						
GRP 112	ALCOHOLIC BEVERAGES	-		13,802		-	
GRP 291	CRUDE ANIMAL MATERIALS, N.E.S.	-		88,045		-	
GRP 321	COAL, WHETHER OR NOT PULVERIZED, BUT NOT AGGLOMERATED	-		27,687,820		-	

SARAWAK

JADUAL 20 (SAMB) : NILAI EKSPORT, IMPORT DAN EKSPORT SEMULA MENGIKUT KUMPULAN, BAHAGIAN DAN SEKSYEN BAGI SETIAP NEGARA
 TABLE 20 (CONT'D) : VALUE OF EXPORTS, IMPORTS AND RE-EXPORTS BY GROUPS, DIVISIONS AND SECTIONS FOR EACH COUNTRY

GROUP / DIV / SECT	COUNTRY OF DESTINATION / ORIGIN	EXPORTS & RE-EXPORTS RM F.O.B.		IMPORTS RM C.I.F.		RE-EXPORTS RM F.O.B.	
		JAN - DIS	2020	JAN - DIS	2020	JAN - DIS	2020
GRP 522	INORGANIC CHEMICAL ELEMENTS, OXIDES AND HALOGEN SALTS	-	-	5,707	-	-	-
GRP 533	PIGMENTS, PAINTS, VARNISHES AND RELATED MATERIALS	-	-	54,438	-	-	-
GRP 542	MEDICAMENTS (INCLUDING VETERINARY MEDICAMENTS)	-	-	13,804	-	-	-
GRP 598	MISCELLANEOUS CHEMICAL PRODUCTS, N.E.S.	-	-	97,443	-	-	-
GRP 699	MANUFACTURES OF BASE METAL, N.E.S.	-	-	4,937	-	-	-
GRP 728	OTHER MACHINERY AND EQUIPMENT SPECIALIZED FOR PARTICULAR INDUSTRIES, AND PARTS THEREOF, N.E.S.	-	-	12,724	-	-	-
GRP 742	PUMPS FOR LIQUIDS, LIQUID ELEVATORS AND PARTS	-	-	17,894	-	-	-
GRP 747	TAPS, COCKS, VALVES AND SIMILAR APPLIANCE	-	-	123,636	-	-	-
GRP 749	NON-ELECTRIC PARTS AND ACCESSORIES OF MACHINERY, N.E.S.	-	-	5,562	-	-	-
GRP 776	THERMIONIC VALVES AND TUBES; PHOTOCELLS; ETC., AND PARTS THEREOF, N.E.S.	1,080,324	-	-	-	292,728	-
GRP 846	CLOTHING ACCESSORIES, OF TEXTILE FABRICS, WHETHER OR NOT KNITTED OR CROCHETED	-	-	2,059	-	-	-
GRP 874	MEASURING, CHECKING, ANALYSING AND CONTROLLING INSTRUMENTS AND APPARATUS N.E.S.	-	-	43,799	-	-	-
GRP 892	PRINTED MATTER	-	-	2,879	-	-	-
GRP 931	SPECIAL TRANSACTIONS AND COMMODITIES	2,531	-	28,576	-	2,531	-
DIV 11	BEVERAGES	-	-	13,802	-	-	-
DIV 29	CRUDE ANIMAL AND VEGETABLE MATERIALS, N.E.S.	-	-	88,045	-	-	-
DIV 32	COAL, COKE AND BRIQUETTES	-	-	27,687,820	-	-	-
DIV 52	INORGANIC CHEMICALS	-	-	5,707	-	-	-
DIV 53	DYEING, TANNING AND COLOURING MATERIALS	-	-	54,438	-	-	-
DIV 54	MEDICINAL AND PHARMACEUTICAL PRODUCTS	-	-	13,804	-	-	-
DIV 59	CHEMICAL MATERIALS AND PRODUCTS, N.E.S.	-	-	97,443	-	-	-
DIV 69	MANUFACTURES OF METAL, N.E.S.	-	-	4,937	-	-	-
DIV 72	MACHINERY SPECIALIZED FOR PARTICULAR INDUSTRIES	-	-	12,724	-	-	-
DIV 74	GENERAL INDUSTRIAL MACHINERY AND EQUIPMENT, N.E.S. AND MACHINE PARTS, N.E.S.	-	-	147,092	-	-	-
DIV 77	ELECTRICAL MACHINERY, APPARATUS AND APPLIANCES, N.E.S. AND ELECTRICAL PARTS THEREOF	1,080,324	-	-	-	292,728	-
DIV 84	ARTICLES OF APPAREL AND CLOTHING ACCESSORIES	-	-	2,059	-	-	-
DIV 87	PROFESSIONAL, SCIENTIFIC AND CONTROLLING INSTRUMENTS AND APPARATUS, N.E.S.	-	-	43,799	-	-	-
DIV 89	MISCELLANEOUS MANUFACTURED ARTICLES, N.E.S.	-	-	2,879	-	-	-
DIV 93	SPECIAL TRANSACTIONS AND COMMODITIES	2,531	-	28,576	-	2,531	-
SECT 1	BEVERAGES AND TOBACCO	-	-	13,802	-	-	-
SECT 2	CRUDE MATERIALS, INEDIBLE	-	-	88,045	-	-	-
SECT 3	MINERAL FUELS, LUBRICANTS, ETC.	-	-	27,687,820	-	-	-
SECT 5	CHEMICALS	-	-	171,392	-	-	-
SECT 6	MANUFACTURED GOODS	-	-	4,937	-	-	-
SECT 7	MACHINERY & TRANSPORT EQUIPMENT	1,080,324	-	159,816	-	292,728	-
SECT 8	MISCELLANEOUS MANUFACTURED ARTICLES	-	-	48,737	-	-	-
SECT 9	MISCELLANEOUS TRANSACTIONS AND COMMODITIES	2,531	-	28,576	-	2,531	-
	TOTAL - IRELAND	1,082,855	-	28,203,125	-	295,259	-
***	ITALY						
GRP 024	CHEESE AND CURD	-	-	4,037	-	-	-
GRP 044	MAIZE (NOT INCLUDING SWEET CORN), UNMILLED	-	-	17,471	-	-	-
GRP 048	CEREAL PREPARATIONS AND PREPARATION OF FLOUR OR STARCH OF FRUITS OR VEGETABLES	-	-	81,818	-	-	-
GRP 056	VEGETABLES, ROOT AND TUBERS, PREPARED OR PRESERVED, N.E.S.	-	-	45,756	-	-	-
GRP 057	FRUITS AND NUTS (NOT INCLUDING OIL NUTS), FRESH OR DRIED	-	-	210,143	-	-	-
GRP 058	FRUITS, PRESERVED, AND FRUIT PREPARATIONS (EXCLUDING FRUIT JUICES)	-	-	7,670	-	-	-
GRP 073	CHOCOLATE AND OTHER FOOD PREPARATIONS CONTAINING COCOA, N.E.S.	-	-	18,677	-	-	-
GRP 098	EDIBLE PRODUCTS AND PREPARATIONS, N.E.S.	10,000	-	260,352	-	-	-
GRP 112	ALCOHOLIC BEVERAGES	-	-	134,493	-	-	-
GRP 334	PETROLEUM PRODUCTS, REFINED	-	-	168,891	-	-	-

SARAWAK

JADUAL 20 (SAMB) : NILAI EKSPORT, IMPORT DAN EKSPORT SEMULA MENGIKUT KUMPULAN, BAHAGIAN DAN SEKSYEN BAGI SETIAP NEGARA
TABLE 20 (CONT'D) : VALUE OF EXPORTS, IMPORTS AND RE-EXPORTS BY GROUPS, DIVISIONS AND SECTIONS FOR EACH COUNTRY

GROUP / DIV / SECT	COUNTRY OF DESTINATION / ORIGIN	EXPORTS & RE-EXPORTS RM F.O.B.		IMPORTS RM C.I.F.		RE-EXPORTS RM F.O.B.	
		JAN - DIS	2020	JAN - DIS	2020	JAN - DIS	2020
GRP 421	FIXED VEGETABLE OILS, 'SOFT', CRUDE, REFINED OR PURIFIED	-	-	120,069	-	-	-
GRP 422	OTHER FIXED VEGETABLE OILS, FLUID OR SOLID, CRUDE, REFINED OR PURIFIED	432,842,126	-	136,848	-	-	-
GRP 431	ANIMAL OR VEGETABLE OILS AND FATS, PROCESSED, AND WAXES OF ANIMAL OR VEGETABLE ORIGIN	26,752,409	-	-	-	-	-
GRP 522	INORGANIC CHEMICAL ELEMENTS, OXIDES AND HALOGEN SALTS	1,575,857	-	824,961	-	-	-
GRP 523	METALLIC SALTS AND PEROXYSALTS, OF INORGANIC ACIDS	-	-	14,714,460	-	-	-
GRP 533	PIGMENTS, PAINTS, VARNISHES AND RELATED MATERIALS	-	-	76,031	-	-	-
GRP 542	MEDICAMENTS (INCLUDING VETERINARY MEDICAMENTS)	-	-	4,439	-	-	-
GRP 553	PERFUMERY, COSMETICS AND TOILET PREPARATIONS	-	-	8,781	-	-	-
GRP 573	POLYMERS OF VINYL CHLORIDE, IN PRIMARY FORMS	-	-	113,558	-	-	-
GRP 574	POLYACETALS, OTHER POLYETHERS AND EPOXIDE RESINS, IN PRIMARY FORMS	-	-	81,625	-	-	-
GRP 581	TUBES, PIPES AND HOSES OF PLASTICS	-	-	404,717	-	-	-
GRP 591	DISINFECTANTS, INSECTICIDES, FUNGICIDES, WEED KILLERS, ANTI-SPROUTING PRODUCTS, ETC.	-	-	292,670	-	-	-
GRP 592	STARCHES, INULIN AND WHEAT GLUTEN; ALBUMINOIDAL SUBSTANCES; GLUES	-	-	777,111	-	-	-
GRP 597	PREPARED ADDITIVES FOR MINERAL OILS; LUBRICATING PREPARATIONS	-	-	6,613	-	-	-
GRP 598	MISCELLANEOUS CHEMICAL PRODUCTS, N.E.S.	-	-	3,477,547	-	-	-
GRP 612	MANUFACTURES OF LEATHER OR OF COMPOSITION LEATHER, N.E.S. SADDLERY, HARNESS	-	-	2,004	-	-	-
GRP 621	MATERIALS OF RUBBER	-	-	149,104	-	-	-
GRP 625	RUBBER TYRES, INTERCHANGEABLE TYRE TREADS, INNER TUBES AND TYRE FLABS	-	-	70,301	-	-	-
GRP 629	ARTICLES OF RUBBER, N.E.S	-	-	1,795,259	-	-	-
GRP 642	PAPER AND PAPERBOARD, CUT TO SIZE OR SHAPE, AND ARTICLES OF PAPER OR PAPERBOARD	-	-	10,135	-	-	-
GRP 657	SPECIAL YARNS, TEXTILE FABRICS AND RELATED PRODUCTS	-	-	49,672	-	-	-
GRP 658	MADE-UP ARTICLES, WHOLLY OR CHIEFLY OF TEXTILE MATERIALS, N.E.S.	-	-	24,102	-	-	-
GRP 661	LIME, CEMENT, AND FABRICATED CONSTRUCTION MATERIALS (EXCEPT GLASS AND CLAY MATERIALS)	-	-	6,693	-	-	-
GRP 662	CLAY CONSTRUCTION MATERIALS AND REFRACTORY CONSTRUCTION MATERIALS	-	-	39,546	-	-	-
GRP 663	MINERAL MANUFACTURES, N.E.S.	-	-	92,561	-	-	-
GRP 666	POTTERY	-	-	2,927	-	-	-
GRP 671	PIG IRON, SPIEGELEISEN, SPONGE IRON, IRON OR STEEL GRANULES AND POWDERS AND FERRO-ALLOYS	121,513,356	-	-	-	-	-
GRP 679	TUBES, PIPES AND HOLLOW PROFILES, AND TUBES OR PIPE FITTINGS, OF IRON OR STEEL	-	-	1,282,685	-	-	-
GRP 684	ALUMINIUM (INCLUDING ALLOYS)	62,195,643	-	252,782	-	-	-
GRP 691	STRUCTURES AND PARTS OF STRUCTURES, N.E.S., OF IRON, STEEL OR ALUMINIUM	-	-	587,372	-	-	-
GRP 693	WIRE PRODUCTS (EXCLUDING INSULATED ELECTRICAL WIRING) AND FENCING GRILLS	-	-	1,254,033	-	-	-
GRP 694	NAILS, SCREWS, NUTS, BOLTS, RIVETS AND THE LIKE, OF IRON, STEEL, COPPER OR ALUMINIUM	-	-	2,444,402	-	-	-
GRP 695	TOOLS FOR USE IN THE HAND OR IN MACHINES	-	-	483,002	-	-	-
GRP 697	HOUSEHOLD EQUIPMENT OF BASE METAL, N.E.S.	-	-	5,500	-	-	-
GRP 699	MANUFACTURES OF BASE METAL, N.E.S.	-	-	1,209,026	-	-	-
GRP 711	STEAM OR OTHER VAPOUR GENERATING BOILERS, SUPERHEATED WATER BOILERS, AND AUXILIARY PLANT FOR USE THEREWITH; AND PARTS THEREOF	-	-	143,421	-	-	-
GRP 713	INTERNAL COMBUSTION PISTON ENGINES, AND PARTS THEREOF, N.E.S.	-	-	1,692,357	-	-	-
GRP 714	ENGINES AND MOTORS, NON-ELECTRIC, AND PARTS, N.E.S.	3,256,864	-	28,021,794	-	3,256,864	-
GRP 716	ROTATING ELECTRIC PLANT AND PARTS THEREOF, N.E.S.	-	-	1,147,236	-	-	-
GRP 718	OTHER POWER GENERATING MACHINERY AND PARTS THEREOF, N.E.S.	-	-	392,005	-	-	-
GRP 721	AGRICULTURAL MACHINERY (EXCLUDING TRACTORS) AND PARTS THEREOF	-	-	185,059	-	-	-
GRP 722	TRACTORS, WHETHER OR NOT FITTED WITH POWER TAKE OFFS, WINCHES OR PULLEYS	-	-	11,857,032	-	-	-
GRP 723	CIVIL ENGINEERING AND CONTRACTORS' PLANT AND EQUIPMENT	-	-	3,002,170	-	-	-
GRP 726	PRINTING AND BOOKBINDING MACHINERY, AND PARTS THEREOF	-	-	16,218	-	-	-

SARAWAK

JADUAL 20 (SAMB) : NILAI EKSPORT, IMPORT DAN EKSPORT SEMULA MENGIKUT KUMPULAN, BAHAGIAN DAN SEKSYEN BAGI SETIAP NEGARA
TABLE 20 (CONT'D) : VALUE OF EXPORTS, IMPORTS AND RE-EXPORTS BY GROUPS, DIVISIONS AND SECTIONS FOR EACH COUNTRY

GROUP / DIV / SECT	COUNTRY OF DESTINATION / ORIGIN	EXPORTS & RE-EXPORTS RM F.O.B.		IMPORTS RM C.I.F.		RE-EXPORTS RM F.O.B.	
		JAN - DIS	2020	JAN - DIS	2020	JAN - DIS	2020
GRP 727	FOOD-PROCESSING MACHINES (EXCLUDING DOMESTIC)	-	-	33,328	-	-	-
GRP 728	OTHER MACHINERY AND EQUIPMENT SPECIALIZED FOR PARTICULAR INDUSTRIES, AND PARTS THEREOF, N.E.S.	-	-	5,413,640	-	-	-
GRP 731	MACHINE-TOOLS WORKING BY REMOVING METAL OR OTHER MATERIAL	-	-	277,431	-	-	-
GRP 733	MACHINE-TOOLS FOR WORKING METAL, SINTERED METAL CARBIDES OF CERMETS, WITHOUT REMOVING MATERIAL	-	-	23,668	-	-	-
GRP 735	PARTS, NES AND ACCESSORIES FOR USE WITH MACHINES FALLING WITHIN HEADING 731 AND 733	-	-	269,568	-	-	-
GRP 737	METALWORKING MACHINERY (OTHER THAN MACHINE- TOOLS), AND PARTS THEROF, N.E.S.	-	-	238,414	-	-	-
GRP 741	HEATING AND COOLING EQUIPMENT AND PARTS THEREOF, N.E.S.	-	-	1,594,272	-	-	-
GRP 742	PUMPS FOR LIQUIDS, LIQUID ELEVATORS AND PARTS	-	-	5,764,282	-	-	-
GRP 743	PUMPS (OTHER THAN PUMPS FOR LIQUIDS) AND COMPRESSORS AND FANS; CENTRIFUGES; FILTERING OR PURIFYING APPARATUS; AND PARTS THEREOF	-	-	4,600,144	-	-	-
GRP 744	MECHANICAL HANDLING EQUIPMENT, AND PARTS THEREOF, N.E.S.	-	-	3,607,034	-	-	-
GRP 745	OTHER NON-ELECTRICAL MACHINERY, TOOLS AND MECHANICAL APPARATUS, AND PARTS THEREOF, N.E.S.	-	-	446,374	-	-	-
GRP 746	BALL OR ROLLER BEARINGS	-	-	2,048,644	-	-	-
GRP 747	TAPS, COCKS, VALVES AND SIMILAR APPLIANCE	-	-	12,113,175	-	-	-
GRP 748	TRANSMISSION SHAFTS AND CRANKS; BEARING HOUSINGS AND PARTS THEREOF	-	-	4,291,673	-	-	-
GRP 749	NON-ELECTRIC PARTS AND ACCESSORIES OF MACHINERY, N.E.S.	-	-	10,432,598	-	-	-
GRP 752	AUTOMATIC DATA PROCESSING MACHINES AND UNITS THEREOF	-	-	55,049	-	-	-
GRP 761	TELEVISION RECEIVERS WITH RADIO-BROADCAST RECEIVERS, SOUND RECORDERS OR REPRODUCERS	-	-	49,842	-	-	-
GRP 764	TELECOMMUNICATIONS EQUIPMENTS, N.E.S.; THEIR PARTS, AND ACCESSORIES USED IN DIVISION 76	-	-	7,639	-	-	-
GRP 771	ELECTRIC POWER MACHINERY (OTHER THAN ROTATING ELECTRIC PLANT), AND PARTS THEREOF	-	-	783,361	-	-	-
GRP 772	ELECTRICAL APPARATUS, RESISTOR, SWITCHBOARD AND CONTROL PANELS N.E.S., AND PARTS N.E.S.	-	-	4,678,900	-	-	-
GRP 773	EQUIPMENT FOR DISTRIBUTING ELECTRICITY, N.E.S.	-	-	8,676,427	-	-	-
GRP 774	ELECTRO-DIAGNOSTIC APPARATUS FOR MEDICAL, SURGICAL, DENTAL OR VETERINARY SCIENCES AND RADIOLOGICAL APPARATUS	-	-	40,464	-	-	-
GRP 775	HOUSEHOLD TYPE, ELECTRICAL AND NON-ELECTRICAL EQUIPMENT, N.E.S.	-	-	163,416	-	-	-
GRP 776	THERMIONIC VALVES AND TUBES; PHOTOCELLS; ETC., AND PARTS THEREOF, N.E.S.	-	-	58,604	-	-	-
GRP 778	ELECTRICAL MACHINERY AND APPARATUS, N.E.S.	-	-	1,849,465	-	-	-
GRP 781	MOTOR CARS AND OTHER MOTOR VEHICLES FOR THE TRANSPORT OF PERSONS	-	-	879,523	-	-	-
GRP 784	PARTS AND ACCESSORIES, OF THE MOTOR VEHICLES FALLING WITHIN HEADING 722, 781, 782 OR 783	-	-	846,728	-	-	-
GRP 785	MOTORCYCLES, AND CYCLES, MOTORIZED AND NON-MOTORIZED; INVALID CARRIAGES	-	-	19,885	-	-	-
GRP 786	TRAILERS AND SEMI-TRAILERS; OTHER VEHICLES, NOT MECHANICALLY PROPELLED; SPECIALLY DESIGNED AND EQUIPPED TRANSPORT CONTAINERS	-	-	129,624	-	-	-
GRP 792	AIRCRAFT AND ASSOCIATED EQUIPMENT, SPACECRAFTS AND SPACECRAFT LAUNCH VEHICLES AND PARTS	9,130	-	399,501	-	9,130	-
GRP 811	PREFABRICATED BUILDINGS	-	-	115,443	-	-	-
GRP 812	SANITARY, PLUMBING AND HEATING FIXTURES AND FITTINGS, N.E.S.	-	-	118,423	-	-	-
GRP 813	LIGHTING FIXTURES AND FITTINGS, N.E.S.	-	-	876,785	-	-	-
GRP 821	FURNITURE AND PARTS THEREOF	-	-	282,056	-	-	-
GRP 831	TRAVEL GOODS, HANDBAGS AND SIMILAR CONTAINERS	-	-	329,781	-	-	-
GRP 841	MEN'S OR BOYS' COATS, CAPES, JACKETS, SUITS, BLAZERS, TROUSERS, UNDERWEAR, ETC., OF TEXTILE FABRICS, NOT KNITTED OR CROCHETED	-	-	138,717	-	-	-
GRP 842	WOMEN'S AND GIRLS' COATS, CAPES, JACKETS, SUITS, BLAZERS, TROUSERS, SHORTS AND SIMILAR ARTICLES OF TEXTILE FABRICS, NOT KNITTED OR CROCHETED	-	-	685,763	-	-	-
GRP 843	MEN'S OR BOYS' COATS, CAPES, JACKETS, SUITS, BLAZERS, TROUSERS, SHORTS AND SIMILAR ARTICLES OF TEXTILE FABRICS, KNITTED OR CROCHETED	-	-	16,741	-	-	-

SARAWAK

JADUAL 20 (SAMB) : NILAI EKSPORT, IMPORT DAN EKSPORT SEMULA MENGIKUT KUMPULAN, BAHAGIAN DAN SEKSYEN BAGI SETIAP NEGARA
TABLE 20 (CONT'D) : VALUE OF EXPORTS, IMPORTS AND RE-EXPORTS BY GROUPS, DIVISIONS AND SECTIONS FOR EACH COUNTRY

GROUP / DIV / SECT	COUNTRY OF DESTINATION / ORIGIN	EXPORTS & RE-EXPORTS RM F.O.B.		IMPORTS RM C.I.F.		RE-EXPORTS RM F.O.B.	
		JAN - DIS	2020	JAN - DIS	2020	JAN - DIS	2020
GRP 844	WOMEN'S AND GIRLS' COATS, CAPES, JACKETS, SUITS, BLAZERS, TROUSERS, SHORTS AND SIMILAR ARTICLES OF TEXTILE FABRICS, KNITTED OR CROCHETED	-	-	25,034	-	-	-
GRP 845	ARTICLES OF APPAREL, OF TEXTILE FABRICS, WHETHER OR NOT KNITTED OR CROCHETED, N.E.S.	-	-	255,568	-	-	-
GRP 846	CLOTHING ACCESSORIES, OF TEXTILE FABRICS, WHETHER OR NOT KNITTED OR CROCHETED	-	-	6,972	-	-	-
GRP 848	ARTICLES OF APPAREL AND CLOTHING ACCESSORIES OF OTHER THAN TEXTILE FABRICS, HEADGEAR OF ALL MATERIALS	-	-	96,668	-	-	-
GRP 851	FOOTWEAR	-	-	343,092	-	-	-
GRP 872	MEDICAL INSTRUMENTS AND APPLIANCES, N.E.S.	-	-	84,887	-	-	-
GRP 873	METERS AND COUNTERS, N.E.S.	-	-	28,988	-	-	-
GRP 874	MEASURING, CHECKING, ANALYSING AND CONTROLLING INSTRUMENTS AND APPARATUS N.E.S.	-	-	1,348,475	-	-	-
GRP 884	OPTICAL GOODS, N.E.S.	-	-	6,229	-	-	-
GRP 893	ARTICLES, NES OF PLASTICS	-	-	181,183	-	-	-
GRP 894	BABY CARRIAGES, TOYS, GAMES AND SPORTING GOODS	-	-	77,302	-	-	-
GRP 897	JEWELLERY, GOLDSMITHS' AND SILVERSMITHS' WARES AND OTHER ARTICLES OF PRECIOUS OR SEMI-PRECIOUS MATERIALS, N.E.S.	-	-	18,252	-	-	-
GRP 898	MUSICAL INSTRUMENTS AND PARTS AND ACCESSORIES THEREOF	-	-	2,016	-	-	-
GRP 899	MISCELLANEOUS MANUFACTURED ARTICLES, N.E.S.	-	-	11,912	-	-	-
GRP 931	SPECIAL TRANSACTIONS AND COMMODITIES	18,052	-	1,608,283	-	705	-
DIV 02	DAIRY PRODUCT AND BIRDS EGGS	-	-	4,037	-	-	-
DIV 04	CEREALS AND CEREAL PREPARATIONS	-	-	99,289	-	-	-
DIV 05	VEGETABLES AND FRUITS	-	-	263,569	-	-	-
DIV 07	COFFEE, TEA, COCOA, SPICES, AND MANUFACTURES THEREOF	-	-	18,677	-	-	-
DIV 09	MISCELLANEOUS EDIBLE PRODUCTS AND PREPARATIONS	10,000	-	260,352	-	-	-
DIV 11	BEVERAGES	-	-	134,493	-	-	-
DIV 33	PETROLEUM, PETROLEUM PRODUCTS AND RELATED MATERIALS	-	-	168,891	-	-	-
DIV 42	FIXED VEGETABLE OILS AND FATS, CRUDE, REFINED OR FRACTIONATED	432,842,126	-	256,917	-	-	-
DIV 43	ANIMAL OR VEGETABLE OILS AND FATS, PROCESSED, AND WAXES OF ANIMAL OR VEGETABLE ORIGIN	26,752,409	-	-	-	-	-
DIV 52	INORGANIC CHEMICALS	1,575,857	-	15,539,421	-	-	-
DIV 53	DYEING, TANNING AND COLOURING MATERIALS	-	-	76,031	-	-	-
DIV 54	MEDICINAL AND PHARMACEUTICAL PRODUCTS	-	-	4,439	-	-	-
DIV 55	ESSENTIAL OILS AND RESINOIDS AND PERFUME MATERIALS; TOILET, POLISHING AND CLEANSING PREPARATIONS	-	-	8,781	-	-	-
DIV 57	PLASTICS IN PRIMARY FORMS	-	-	195,183	-	-	-
DIV 58	PLASTICS IN NON-PRIMARY FORMS	-	-	404,717	-	-	-
DIV 59	CHEMICAL MATERIALS AND PRODUCTS, N.E.S.	-	-	4,553,941	-	-	-
DIV 61	LEATHER, LEATHER MANUFACTURES, N.E.S. AND DRESSED FURSKINS	-	-	2,004	-	-	-
DIV 62	RUBBER MANUFACTURES, N.E.S.	-	-	2,014,664	-	-	-
DIV 64	PAPER, PAPERBOARD, AND ARTICLES OF PAPER PULP, OF PAPER OR PAPERBOARD	-	-	10,135	-	-	-
DIV 65	TEXTILE YARN, FABRICS, MADE-UP ARICLES, N.E.S. AND RELATED PRODUCTS	-	-	73,774	-	-	-
DIV 66	NON-METALLIC MINERAL MANUFACTURES N.E.S.	-	-	141,727	-	-	-
DIV 67	IRON AND STEEL	121,513,356	-	1,282,685	-	-	-
DIV 68	NON-FERROUS METALS	62,195,643	-	252,782	-	-	-
DIV 69	MANUFACTURES OF METAL, N.E.S.	-	-	5,983,335	-	-	-
DIV 71	POWER GENERATING MACHINERY AND EQUIPMENT	3,256,864	-	31,396,813	-	3,256,864	-
DIV 72	MACHINERY SPECIALIZED FOR PARTICULAR INDUSTRIES	-	-	20,507,447	-	-	-
DIV 73	METALWORKING MACHINERY	-	-	809,081	-	-	-
DIV 74	GENERAL INDUSTRIAL MACHINERY AND EQUIPMENT, N.E.S. AND MACHINE PARTS, N.E.S.	-	-	44,898,196	-	-	-
DIV 75	OFFICE MACHINES AND AUTOMATIC DATA PROCESSING EQUIPMENT	-	-	55,049	-	-	-
DIV 76	TELECOMMUNICATIONS AND SOUND RECORDING AND REPRODUCING APPARATUS AND EQUIPMENT	-	-	57,481	-	-	-
DIV 77	ELECTRICAL MACHINERY, APPARATUS AND APPLIANCES, N.E.S. AND ELECTRICAL PARTS THEREOF	-	-	16,250,637	-	-	-
DIV 78	ROAD VEHICLES (INCLUDING AIR - CUSHION VEHICLES)	-	-	1,875,760	-	-	-

SARAWAK

JADUAL 20 (SAMB) : NILAI EKSPORT, IMPORT DAN EKSPORT SEMULA MENGIKUT KUMPULAN, BAHAGIAN DAN SEKSYEN BAGI SETIAP NEGARA
 TABLE 20 (CONT'D) : VALUE OF EXPORTS, IMPORTS AND RE-EXPORTS BY GROUPS, DIVISIONS AND SECTIONS FOR EACH COUNTRY

GROUP / DIV / SECT	COUNTRY OF DESTINATION / ORIGIN	EXPORTS & RE-EXPORTS RM F.O.B.		IMPORTS RM C.I.F.		RE-EXPORTS RM F.O.B.	
		JAN - DIS	2020	JAN - DIS	2020	JAN - DIS	2020
DIV 79	OTHERS TRANSPORT EQUIPMENT	9,130		399,501		9,130	
DIV 81	PREFABRICATED BUILDINGS, SANITARY, PLUMBING, HEATING AND LIGHTING FIXTURES AND FITTINGS, N.E.S.	-		1,110,651		-	
DIV 82	FURNITURE AND PARTS THEREOF	-		282,056		-	
DIV 83	TRAVEL GOODS, HANDBAGS AND SIMILAR CONTAINERS	-		329,781		-	
DIV 84	ARTICLES OF APPAREL AND CLOTHING ACCESSORIES	-		1,225,463		-	
DIV 85	FOOTWEAR	-		343,092		-	
DIV 87	PROFESSIONAL, SCIENTIFIC AND CONTROLLING INSTRUMENTS AND APPARATUS, N.E.S.	-		1,462,350		-	
DIV 88	PHOTOGRAPHIC APPARATUS, EQUIPMENT AND SUPPLIED AND OPTICAL GOODS, N.E.S., WATCHES AND CLOCKS	-		6,229		-	
DIV 89	MISCELLANEOUS MANUFACTURED ARTICLES, N.E.S.	-		290,665		-	
DIV 93	SPECIAL TRANSACTIONS AND COMMODITIES	18,052		1,608,283		705	
SECT 0	FOOD	10,000		645,924		-	
SECT 1	BEVERAGES AND TOBACCO	-		134,493		-	
SECT 3	MINERAL FUELS, LUBRICANTS, ETC.	-		168,891		-	
SECT 4	ANIMAL AND VEGETABLE OILS AND FATS	459,594,535		256,917		-	
SECT 5	CHEMICALS	1,575,857		20,782,513		-	
SECT 6	MANUFACTURED GOODS	183,708,999		9,761,106		-	
SECT 7	MACHINERY & TRANSPORT EQUIPMENT	3,265,994		116,249,965		3,265,994	
SECT 8	MISCELLANEOUS MANUFACTURED ARTICLES	-		5,050,287		-	
SECT 9	MISCELLANEOUS TRANSACTIONS AND COMMODITIES	18,052		1,608,283		705	
	TOTAL - ITALY	648,173,437		154,658,379		3,266,699	
***	JAMAICA						
GRP 112	ALCOHOLIC BEVERAGES	-		17,422		-	
GRP 931	SPECIAL TRANSACTIONS AND COMMODITIES	-		2,633		-	
DIV 11	BEVERAGES	-		17,422		-	
DIV 93	SPECIAL TRANSACTIONS AND COMMODITIES	-		2,633		-	
SECT 1	BEVERAGES AND TOBACCO	-		17,422		-	
SECT 9	MISCELLANEOUS TRANSACTIONS AND COMMODITIES	-		2,633		-	
	TOTAL - JAMAICA	-		20,055		-	
***	JAPAN						
GRP 034	FISH, FRESH(LIVE OR DEAD), CHILLED OR FROZEN	-		8,439,920		-	
GRP 036	CRUSTACEANS AND MOLLUSCS, FRESH, CHILLED, FROZEN, SALTED OR IN BRINE OR DRIED	37,872,892		115,831		-	
GRP 042	RICE	-		119,119		-	
GRP 048	CEREAL PREPARATIONS AND PREPARATION OF FLOUR OR STARCH OF FRUITS OR VEGETABLES	-		125,035		-	
GRP 054	VEGETABLES, FRESH, CHILLED, FROZEN OR SIMPLY PRESERVED	-		491,851		-	
GRP 057	FRUITS AND NUTS (NOT INCLUDING OIL NUTS), FRESH OR DRIED	-		60,481		-	
GRP 058	FRUITS, PRESERVED, AND FRUIT PREPARATIONS (EXCLUDING FRUIT JUICES)	-		6,119		-	
GRP 071	COFFEE AND COFFEE SUBSTITUTES	-		13,684		-	
GRP 074	TEA AND MATE	-		27,120		-	
GRP 075	SPICES	31,961,072		8,305		-	
GRP 081	FEEDING STUFF FOR ANIMALS (NOT INCLUDING UNMILLED CEREALS)	11,575,106		14,502,085		-	
GRP 098	EDIBLE PRODUCTS AND PREPARATIONS, N.E.S.	-		101,764		-	
GRP 111	NON-ALCOHOLIC BEVERAGES, N.E.S.	-		178,467		-	
GRP 112	ALCOHOLIC BEVERAGES	365		104,992		365	
GRP 122	TOBACCO, MANUFACTURED (WHETHER OR NOT CONTAINING TOBACCO SUBSTITUTES)	-		8,684		-	
GRP 245	FUEL WOOD (EXCLUDING WOOD WASTE) AND WOOD CHARCOAL	1,305,469		-		-	
GRP 246	WOOD IN CHIPS OR PARTICLES AND WOOD WASTE	104,682,251		-		-	
GRP 247	WOOD IN THE ROUGH OR ROUGHLY SQUARED	19,710,251		-		-	
GRP 248	WOOD, SIMPLY WORKED, AND RAILWAY SLEEPERS OF WOOD	28,583,189		80,789		-	
GRP 269	WORN CLOTHING AND OTHER WORN TEXTILE ARTICLES ;RAGS	-		2,527,160		-	

SARAWAK

JADUAL 20 (SAMB) : NILAI EKSPORT, IMPORT DAN EKSPORT SEMULA MENGIKUT KUMPULAN, BAHAGIAN DAN SEKSYEN BAGI SETIAP NEGARA
 TABLE 20 (CONT'D) : VALUE OF EXPORTS, IMPORTS AND RE-EXPORTS BY GROUPS, DIVISIONS AND SECTIONS FOR EACH COUNTRY

GROUP / DIV / SECT	COUNTRY OF DESTINATION / ORIGIN	EXPORTS & RE-EXPORTS RM F.O.B.		IMPORTS RM C.I.F.		RE-EXPORTS RM F.O.B.	
		JAN - DIS	2020	JAN - DIS	2020	JAN - DIS	2020
GRP 278	OTHER CRUDE MINERALS	-	-	10,473,341	-	-	-
GRP 282	FERROUS WASTE AND SCRAP; REMELTING INGOTS OF IRON OR STEEL	6,070	-	34,413,312	-	6,070	-
GRP 285	ALUMINIUM ORES AND CONCENTRATES	-	-	73,010	-	-	-
GRP 288	NON-FERROUS BASE METAL WASTE AND SCRAP, N.E.S.	-	-	1,776,506	-	-	-
GRP 292	CRUDE VEGETABLE MATERIALS, N.E.S.	105,275,476	-	56,224	-	-	-
GRP 325	COKE AND SEMI-COKE OF COAL, LIGNITE OR PEAT; RETORT CARBON	-	-	3,852,123	-	-	-
GRP 334	PETROLEUM PRODUCTS, REFINED	30,599,017	-	1,231,382	-	-	-
GRP 335	RESIDUAL PETROLEUM PRODUCTS, N.E.S. AND RELATED MATERIALS	80,738,025	-	-	-	-	-
GRP 343	NATURAL GAS, WHETHER OR NOT LIQUEFIED	14,010,900,848	-	-	-	-	-
GRP 422	OTHER FIXED VEGETABLE OILS, FLUID OR SOLID, CRUDE, REFINED OR PURIFIED	14,544,190	-	-	-	-	-
GRP 431	ANIMAL OR VEGETABLE OILS AND FATS, PROCESSED, AND WAXES OF ANIMAL OR VEGETABLE ORIGIN	26,135,695	-	-	-	-	-
GRP 511	HYDROCARBONS, N.E.S. AND THEIR HALOGENATED, SULPHONATED, NITRATED OR NITROSATED DERIVATIVES	-	-	3,613,698	-	-	-
GRP 512	ALCOHOLS, PHENOLS, PHENOL-ALCOHOLS, AND THEIR DERIVATIVES	-	-	963,167	-	-	-
GRP 513	CARBOXYLIC ACIDS, ANHYDRIDES, HALIDES, PEROXIDES AND PEROXYACIDS AND DERIVATIVES	-	-	6,951,220	-	-	-
GRP 514	NITROGEN-FUNCTION COMPOUNDS	-	-	91,924	-	-	-
GRP 515	ORGANO-INORGANIC AND HETEROCYCLIC COMPOUNDS	-	-	1,978,591	-	-	-
GRP 516	OTHER ORGANIC CHEMICALS	-	-	450,357	-	-	-
GRP 522	INORGANIC CHEMICAL ELEMENTS, OXIDES AND HALOGEN SALTS	16,216,608	-	20,084,672	-	5,777,731	-
GRP 523	METALLIC SALTS AND PEROXYSALTS, OF INORGANIC ACIDS	-	-	6,026,036	-	-	-
GRP 524	OTHER INORGANIC CHEMICALS; ORGANIC AND INORGANIC COMPOUNDS OF PRECIOUS METALS	-	-	2,434	-	-	-
GRP 525	RADIO-ACTIVE AND ASSOCIATED MATERIALS	-	-	22,148,033	-	-	-
GRP 531	SYNTHETIC ORGANIC COLOURING MATTER AND COLOUR LAKES AND PREPARATIONS BASED THEREON	-	-	28,649	-	-	-
GRP 533	PIGMENTS, PAINTS, VARNISHES AND RELATED MATERIALS	40,261	-	35,302,746	-	40,261	-
GRP 541	MEDICINAL AND PHARMACEUTICAL PRODUCTS, OTHER THAN MEDICAMENTS OF GROUP 542	-	-	3,486	-	-	-
GRP 542	MEDICAMENTS (INCLUDING VETERINARY MEDICAMENTS)	-	-	21,228	-	-	-
GRP 553	PERFUMERY, COSMETICS AND TOILET PREPARATIONS	-	-	83,641	-	-	-
GRP 554	SOAP, CLEANSING AND POLISHING PREPARATIONS	-	-	33,570,557	-	-	-
GRP 562	FERTILIZERS, MANUFACTURED	99,627,937	-	7,364,841	-	8,546,680	-
GRP 572	POLYMER OF STYRENE, IN PRIMARY FORMS	-	-	2,494,907	-	-	-
GRP 574	POLYACETALS, OTHER POLYETHERS AND EPOXIDE RESINS, IN PRIMARY FORMS	-	-	199,398	-	-	-
GRP 575	OTHER PLASTICS, IN PRIMARY FORMS	-	-	18,805,722	-	-	-
GRP 581	TUBES, PIPES AND HOSES OF PLASTICS	3,285	-	130,496	-	3,285	-
GRP 582	PLATES, SHEETS, FILM, COIL AND STRIP OF PLASTICS	14,125	-	87,705,115	-	14,125	-
GRP 591	DISINFECTANTS, INSECTICIDES, FUNGICIDES, WEED KILLERS, ANTI-SPROUTING PRODUCTS, ETC.	-	-	2,362,138	-	-	-
GRP 592	STARCHES, INULIN AND WHEAT GLUTEN; ALBUMINOIDAL SUBSTANCES; GLUES	30,625,274	-	315,713	-	-	-
GRP 597	PREPARED ADDITIVES FOR MINERAL OILS; LUBRICATING PREPARATIONS	-	-	601,961	-	-	-
GRP 598	MISCELLANEOUS CHEMICAL PRODUCTS, N.E.S.	451,442	-	165,429,569	-	245,410	-
GRP 612	MANUFACTURES OF LEATHER OR OF COMPOSITION LEATHER, N.E.S. SADDLERY, HARNESS	-	-	512,606	-	-	-
GRP 621	MATERIALS OF RUBBER	-	-	743,089	-	-	-
GRP 625	RUBBER TYRES, INTERCHANGEABLE TYRE TREADS, INNER TUBES AND TYRE FLABS	-	-	3,098,452	-	-	-
GRP 629	ARTICLES OF RUBBER, N.E.S.	388,659	-	3,357,468	-	388,659	-
GRP 634	VENEERS, PLYWOOD, PARTICLE BOARD, AND OTHER WOOD, WORKED, N.E.S.	1,487,890,399	-	-	-	-	-
GRP 635	WOOD MANUFACTURES, N.E.S.	26,385,066	-	728,552	-	-	-
GRP 641	PAPER AND PAPERBOARD	-	-	11,981,577	-	-	-
GRP 642	PAPER AND PAPERBOARD, CUT TO SIZE OR SHAPE, AND ARTICLES OF PAPER OR PAPERBOARD	-	-	1,283,346	-	-	-
GRP 653	FABRICS, WOVEN, OF MAN-MADE TEXTILE MATERIALS (NOT INCLUDING NARROW OR SPECIAL FABRICS)	-	-	44,159	-	-	-
GRP 657	SPECIAL YARNS, TEXTILE FABRICS AND RELATED PRODUCTS	-	-	22,416,117	-	-	-

SARAWAK

JADUAL 20 (SAMB) : NILAI EKSPORT, IMPORT DAN EKSPORT SEMULA MENGIKUT KUMPULAN, BAHAGIAN DAN SEKSYEN BAGI SETIAP NEGARA
 TABLE 20 (CONT'D) : VALUE OF EXPORTS, IMPORTS AND RE-EXPORTS BY GROUPS, DIVISIONS AND SECTIONS FOR EACH COUNTRY

GROUP / DIV / SECT	COUNTRY OF DESTINATION / ORIGIN	EXPORTS & RE-EXPORTS RM F.O.B.		IMPORTS RM C.I.F.		RE-EXPORTS RM F.O.B.	
		JAN - DIS	2020	JAN - DIS	2020	JAN - DIS	2020
GRP 658	MADE-UP ARTICLES, WHOLLY OR CHIEFLY OF TEXTILE MATERIALS, N.E.S.	-	-	392,777	-	-	-
GRP 659	FLOOR COVERINGS, ETC.	-	-	6,237	-	-	-
GRP 661	LIME, CEMENT, AND FABRICATED CONSTRUCTION MATERIALS (EXCEPT GLASS AND CLAY MATERIALS)	-	-	6,718,921	-	-	-
GRP 662	CLAY CONSTRUCTION MATERIALS AND REFRACTORY CONSTRUCTION MATERIALS	-	-	838,391	-	-	-
GRP 663	MINERAL MANUFACTURES, N.E.S.	9,654	-	8,711,720	-	9,654	-
GRP 664	GLASS	4,063	-	2,363	-	4,063	-
GRP 665	GLASSWARE	-	-	2,214,208	-	-	-
GRP 666	POTTERY	-	-	5,462	-	-	-
GRP 671	PIG IRON, SPIEGELEISEN, SPONGE IRON, IRON OR STEEL GRANULES AND POWDERS AND FERRO-ALLOYS	442,590,324	-	1,498,000	-	-	-
GRP 673	FLAT-ROLLED PRODUCTS, OF IRON OR NON-ALLOY STEEL, NOT CLAD, PLATED OR COATED	-	-	27,718,725	-	-	-
GRP 675	FLAT-ROLLED PRODUCTS OF ALLOY STEEL	-	-	442,903	-	-	-
GRP 676	IRON AND STEEL BARS, RODS, ANGLES, SHAPES AND SECTIONS (INCLUDING SHEET PILING)	147,599	-	718,418	-	147,599	-
GRP 677	RAILS AND RAILWAY TRACK CONSTRUCTION MATERIAL, OF IRON OR STEEL	-	-	73,931	-	-	-
GRP 679	TUBES, PIPES AND HOLLOW PROFILES, AND TUBES OR PIPE FITTINGS, OF IRON OR STEEL	-	-	51,815,696	-	-	-
GRP 682	COPPER (INCLUDING ALLOYS)	220,820	-	3,795,808	-	3,702	-
GRP 683	NICKEL (INCLUDING ALLOYS)	-	-	64,180	-	-	-
GRP 684	ALUMINIUM (INCLUDING ALLOYS)	288,657,778	-	476,560	-	-	-
GRP 685	LEAD (INCLUDING ALLOYS)	-	-	727,735	-	-	-
GRP 686	ZINC (INCLUDING ALLOYS)	-	-	328,738	-	-	-
GRP 687	TIN (INCLUDING ALLOYS)	-	-	38,345	-	-	-
GRP 689	MISCELLANEOUS NON-FERROUS BASE METALS EMPLOYED IN METALLURGY AND CERMETS	-	-	545,081	-	-	-
GRP 691	STRUCTURES AND PARTS OF STRUCTURES, N.E.S., OF IRON, STEEL OR ALUMINIUM	-	-	23,000	-	-	-
GRP 692	METAL CONTAINERS FOR STORAGE OR TRANSPORT	247,519	-	184,813	-	247,519	-
GRP 693	WIRE PRODUCTS (EXCLUDING INSULATED ELECTRICAL WIRING) AND FENCING GRILLS	-	-	1,510,022	-	-	-
GRP 694	NAILS, SCREWS, NUTS, BOLTS, RIVETS AND THE LIKE, OF IRON, STEEL, COPPER OR ALUMINIUM	-	-	3,819,619	-	-	-
GRP 695	TOOLS FOR USE IN THE HAND OR IN MACHINES	1,108,666	-	4,860,250	-	1,108,666	-
GRP 696	CUTLERY	-	-	2,564,308	-	-	-
GRP 697	HOUSEHOLD EQUIPMENT OF BASE METAL, N.E.S.	-	-	27,570	-	-	-
GRP 699	MANUFACTURES OF BASE METAL, N.E.S.	6,878,212	-	39,491,103	-	6,878,212	-
GRP 711	STEAM OR OTHER VAPOUR GENERATING BOILERS, SUPERHEATED WATER BOILERS, AND AUXILIARY PLANT FOR USE THEREWITH; AND PARTS THEREOF	-	-	401,600	-	-	-
GRP 712	STEAM TURBINES AND OTHER VAPOUR TURBINES, AND PARTS THEREOF, N.E.S.	-	-	3,074,737	-	-	-
GRP 713	INTERNAL COMBUSTION PISTON ENGINES, AND PARTS THEREOF, N.E.S.	11,052	-	59,375,557	-	11,052	-
GRP 714	ENGINES AND MOTORS, NON-ELECTRIC, AND PARTS, N.E.S.	-	-	5,859,859	-	-	-
GRP 716	ROTATING ELECTRIC PLANT AND PARTS THEREOF, N.E.S.	-	-	3,562,997	-	-	-
GRP 718	OTHER POWER GENERATING MACHINERY AND PARTS THEREOF, N.E.S.	-	-	941,269	-	-	-
GRP 721	AGRICULTURAL MACHINERY (EXCLUDING TRACTORS) AND PARTS THEREOF	-	-	2,574,132	-	-	-
GRP 722	TRACTORS, WHETHER OR NOT FITTED WITH POWER TAKE OFFS, WINCHES OR PULLEYS	-	-	1,235,316	-	-	-
GRP 723	CIVIL ENGINEERING AND CONTRACTORS' PLANT AND EQUIPMENT	341,204	-	48,025,944	-	341,204	-
GRP 724	TEXTILE AND LEATHER MACHINERY, AND PARTS THEREOF, N.E.S.	-	-	8,478,726	-	-	-
GRP 725	PAPER MILL AND PULP MILL MACHINERY, PAPER CUTTING MACHINES AND OTHER MACHINERY FOR THE MANUFACTURE OF PAPER ARTICLES; PARTS THEREOF	-	-	1,894,930	-	-	-
GRP 726	PRINTING AND BOOKBINDING MACHINERY, AND PARTS THEREOF	-	-	320,350	-	-	-
GRP 727	FOOD-PROCESSING MACHINES (EXCLUDING DOMESTIC)	-	-	713,705	-	-	-
GRP 728	OTHER MACHINERY AND EQUIPMENT SPECIALIZED FOR PARTICULAR INDUSTRIES, AND PARTS THEREOF, N.E.S.	8,712,941	-	209,249,224	-	8,640,594	-
GRP 731	MACHINE-TOOLS WORKING BY REMOVING METAL OR OTHER MATERIAL	-	-	16,958,976	-	-	-

SARAWAK

JADUAL 20 (SAMB) : NILAI EKSPORT, IMPORT DAN EKSPORT SEMULA MENGIKUT KUMPULAN, BAHAGIAN DAN SEKSYEN BAGI SETIAP NEGARA
TABLE 20 (CONT'D) : VALUE OF EXPORTS, IMPORTS AND RE-EXPORTS BY GROUPS, DIVISIONS AND SECTIONS FOR EACH COUNTRY

GROUP / DIV / SECT	COUNTRY OF DESTINATION / ORIGIN	EXPORTS & RE-EXPORTS RM F.O.B.		IMPORTS RM C.I.F.		RE-EXPORTS RM F.O.B.	
		JAN - DIS	2020	JAN - DIS	2020	JAN - DIS	2020
GRP 733	MACHINE-TOOLS FOR WORKING METAL, SINTERED METAL CARBIDES OF CERMETS, WITHOUT REMOVING MATERIAL	-	-	3,991,509	-	-	-
GRP 735	PARTS, NES AND ACCESSORIES FOR USE WITH MACHINES FALLING WITHIN HEADING 731 AND 733	-	-	607,596	-	-	-
GRP 737	METALWORKING MACHINERY (OTHER THAN MACHINE- TOOLS), AND PARTS THEROF, N.E.S.	-	-	5,188,595	-	-	-
GRP 741	HEATING AND COOLING EQUIPMENT AND PARTS THEREOF, N.E.S.	-	-	22,998,457	-	-	-
GRP 742	PUMPS FOR LIQUIDS, LIQUID ELEVATORS AND PARTS	111,841	-	10,245,359	-	111,841	-
GRP 743	PUMPS (OTHER THAN PUMPS FOR LIQUIDS) AND COMPRESSORS AND FANS; CENTRIFUGES; FILTERING OR PURIFYING APPARATUS; AND PARTS THEREOF	487,200	-	30,846,261	-	487,200	-
GRP 744	MECHANICAL HANDLING EQUIPMENT, AND PARTS THEREOF, N.E.S.	-	-	18,609,676	-	-	-
GRP 745	OTHER NON-ELECTRICAL MACHINERY, TOOLS AND MECHANICAL APPARATUS, AND PARTS THEREOF, N.E.S.	-	-	8,203,550	-	-	-
GRP 746	BALL OR ROLLER BEARINGS	-	-	12,166,851	-	-	-
GRP 747	TAPS, COCKS, VALVES AND SIMILAR APPLIANCE	3,120	-	13,482,367	-	3,120	-
GRP 748	TRANSMISSION SHAFTS AND CRANKS; BEARING HOUSINGS AND PARTS THEREOF	46,243	-	8,472,235	-	46,243	-
GRP 749	NON-ELECTRIC PARTS AND ACCESSORIES OF MACHINERY, N.E.S.	347,111	-	9,647,011	-	347,111	-
GRP 751	OFFICE MACHINES	-	-	3,671,237	-	-	-
GRP 752	AUTOMATIC DATA PROCESSING MACHINES AND UNITS THEREOF	100,388	-	1,103,827	-	100,388	-
GRP 759	PARTS AND ACCESSORIES FOR USE WITHIN GROUPS 751 AND 752	116,400	-	598,219	-	116,400	-
GRP 761	TELEVISION RECEIVERS WITH RADIO-BROADCAST RECEIVERS, SOUND RECORDERS OR REPRODUCERS	-	-	63,831	-	-	-
GRP 762	RADIO-BROADCAST RECEIVERS WITH SOUND RECORDERS OR REPRODUCERS	-	-	18,538	-	-	-
GRP 764	TELECOMMUNICATIONS EQUIPMENTS, N.E.S.; THEIR PARTS, AND ACCESSORIES USED IN DIVISION 76	-	-	522,032	-	-	-
GRP 771	ELECTRIC POWER MACHINERY (OTHER THAN ROTATING ELECTRIC PLANT), AND PARTS THEREOF	224,480	-	10,686,039	-	118,950	-
GRP 772	ELECTRICAL APPARATUS, RESISTOR, SWITCHBOARD AND CONTROL PANELS N.E.S., AND PARTS N.E.S.	19,959	-	5,076,460	-	19,959	-
GRP 773	EQUIPMENT FOR DISTRIBUTING ELECTRICITY, N.E.S.	-	-	6,955,551	-	-	-
GRP 774	ELECTRO-DIAGNOSTIC APPARATUS FOR MEDICAL, SURGICAL, DENTAL OR VETERINARY SCIENCES AND RADIOLOGICAL APPARATUS	146,335	-	1,131,961	-	146,335	-
GRP 775	HOUSEHOLD TYPE, ELECTRICAL AND NON-ELECTRICAL EQUIPMENT, N.E.S.	-	-	1,015,412	-	-	-
GRP 776	THERMIONIC VALVES AND TUBES; PHOTOCELLS; ETC., AND PARTS THEREOF, N.E.S.	45,358,954	-	5,339,681	-	82,944	-
GRP 778	ELECTRICAL MACHINERY AND APPARATUS, N.E.S.	97,945,920	-	947,607,803	-	3,106,765	-
GRP 781	MOTOR CARS AND OTHER MOTOR VEHICLES FOR THE TRANSPORT OF PERSONS	-	-	59,897,210	-	-	-
GRP 782	MOTOR VEHICLES FOR THE TRANSPORT OF GOODS AND SPECIAL PURPOSE MOTOR VEHICLES	-	-	4,588,713	-	-	-
GRP 784	PARTS AND ACCESSORIES, OF THE MOTOR VEHICLES FALLING WITHIN HEADING 722, 781, 782 OR 783	-	-	7,221,534	-	-	-
GRP 785	MOTORCYCLES, AND CYCLES, MOTORIZED AND NON-MOTORIZED; INVALID CARRIAGES	-	-	551,708	-	-	-
GRP 786	TRAILERS AND SEMI-TRAILERS; OTHER VEHICLES, NOT MECHANICALLY PROPELLED; SPECIALLY DESIGNED AND EQUIPPED TRANSPORT CONTAINERS	-	-	172,344	-	-	-
GRP 791	RAILWAY VEHICLES (INCLUDING HOVERTRAINS) AND ASSOCIATED EQUIPMENT	-	-	6,798	-	-	-
GRP 792	AIRCRAFT AND ASSOCIATED EQUIPMENT, SPACECRAFTS AND SPACECRAFT LAUNCH VEHICLES AND PARTS	-	-	3,680,092	-	-	-
GRP 793	SHIPS, BOATS (INCLUDING HOVERCRAFT) AND FLOATING STRUCTURES	-	-	638,802	-	-	-
GRP 812	SANITARY, PLUMBING AND HEATING FIXTURES AND FITTINGS, N.E.S.	-	-	1,303,763	-	-	-
GRP 813	LIGHTING FIXTURES AND FITTINGS, N.E.S.	-	-	427,849	-	-	-
GRP 821	FURNITURE AND PARTS THEREOF	45,893,152	-	2,051,342	-	1,616,894	-
GRP 831	TRAVEL GOODS, HANDBAGS AND SIMILAR CONTAINERS	-	-	72,586	-	-	-
GRP 841	MEN'S OR BOYS' COATS, CAPES, JACKETS, SUITS, BLAZERS, TROUSERS, UNDERWEAR, ETC., OF TEXTILE FABRICS, NOT KNITTED OR CROCHETED	-	-	28,374	-	-	-
GRP 842	WOMEN'S AND GIRLS' COATS, CAPES, JACKETS, SUITS, BLAZERS, TROUSERS, SHORTS AND SIMILAR ARTICLES OF TEXTILE FABRICS, NOT KNITTED OR CROCHETED	-	-	26,018	-	-	-

SARAWAK

JADUAL 20 (SAMB) : NILAI EKSPORT, IMPORT DAN EKSPORT SEMULA MENGIKUT KUMPULAN, BAHAGIAN DAN SEKSYEN BAGI SETIAP NEGARA
 TABLE 20 (CONT'D) : VALUE OF EXPORTS, IMPORTS AND RE-EXPORTS BY GROUPS, DIVISIONS AND SECTIONS FOR EACH COUNTRY

GROUP / DIV / SECT	COUNTRY OF DESTINATION / ORIGIN	EXPORTS & RE-EXPORTS RM F.O.B.		IMPORTS RM C.I.F.		RE-EXPORTS RM F.O.B.	
		JAN - DIS	2020	JAN - DIS	2020	JAN - DIS	2020
GRP 844	WOMEN'S AND GIRLS' COATS, CAPES, JACKETS, SUITS, BLAZERS, TROUSERS, SHORTS AND SIMILAR ARTICLES OF TEXTILE FABRICS, KNITTED OR CROCHETED	-	-	5,193	-	-	-
GRP 845	ARTICLES OF APPAREL, OF TEXTILE FABRICS, WHETHER OR NOT KNITTED OR CROCHETED, N.E.S.	-	-	22,944	-	-	-
GRP 848	ARTICLES OF APPAREL AND CLOTHING ACCESSORIES OF OTHER THAN TEXTILE FABRICS, HEADGEAR OF ALL MATERIALS	-	-	393,184	-	-	-
GRP 851	FOOTWEAR	-	-	131,262	-	-	-
GRP 871	OPTICAL INSTRUMENTS AND APPARATUS, N.E.S.	-	-	139,234	-	-	-
GRP 872	MEDICAL INSTRUMENTS AND APPLIANCES, N.E.S.	-	-	285,946	-	-	-
GRP 873	METERS AND COUNTERS, N.E.S.	-	-	113,194	-	-	-
GRP 874	MEASURING, CHECKING, ANALYSING AND CONTROLLING INSTRUMENTS AND APPARATUS N.E.S.	1,263,029	-	62,027,828	-	1,263,029	-
GRP 881	PHOTOGRAPHIC APPARATUS AND EQUIPMENT, N.E.S.	-	-	87,849	-	-	-
GRP 882	PHOTOGRAPHIC AND CINEMATOGRAPHIC SUPPLIES	-	-	5,543	-	-	-
GRP 884	OPTICAL GOODS, N.E.S.	-	-	125,001	-	-	-
GRP 885	WATCHES AND CLOCKS	673,292	-	72,066	-	673,292	-
GRP 891	ARMS AND AMMUNITION	-	-	3,407	-	-	-
GRP 892	PRINTED MATTER	-	-	75,044	-	-	-
GRP 893	ARTICLES, NES OF PLASTICS	46,002	-	5,378,486	-	46,002	-
GRP 894	BABY CARRIAGES, TOYS, GAMES AND SPORTING GOODS	-	-	362,388	-	-	-
GRP 895	OFFICE AND STATIONARY SUPPLIES, N.E.S.	-	-	85,950	-	-	-
GRP 896	WORKS OF ART, COLLECTORS' PIECES AND ANTIQUES	-	-	2,465	-	-	-
GRP 897	JEWELLERY, GOLDSMITHS' AND SILVERSMITHS' WARES AND OTHER ARTICLES OF PRECIOUS OR SEMI-PRECIOUS MATERIALS, N.E.S.	-	-	72,528	-	-	-
GRP 898	MUSICAL INSTRUMENTS AND PARTS AND ACCESSORIES THEREOF	-	-	135,259	-	-	-
GRP 899	MISCELLANEOUS MANUFACTURED ARTICLES, N.E.S.	196,212	-	1,052,639	-	196,212	-
GRP 931	SPECIAL TRANSACTIONS AND COMMODITIES	217,313	-	6,850,020	-	50,392	-
DIV 03	FISH, CRUSTACEANS AND MOLLUSCS, AND PREPARATIONS THEREOF	37,872,892	-	8,555,751	-	-	-
DIV 04	CEREALS AND CEREAL PREPARATIONS	-	-	244,154	-	-	-
DIV 05	VEGETABLES AND FRUITS	-	-	558,451	-	-	-
DIV 07	COFFEE, TEA, COCOA, SPICES, AND MANUFACTURES THEREOF	31,961,072	-	49,109	-	-	-
DIV 08	FEEDING STUFF FOR ANIMALS (NOT INCLUDING UNMILLED CEREALS)	11,575,106	-	14,502,085	-	-	-
DIV 09	MISCELLANEOUS EDIBLE PRODUCTS AND PREPARATIONS	-	-	101,764	-	-	-
DIV 11	BEVERAGES	365	-	283,459	-	365	-
DIV 12	TOBACCO AND TOBACCO MANUFACTURES THEREOF	-	-	8,684	-	-	-
DIV 24	CORK AND WOOD	154,281,160	-	80,789	-	-	-
DIV 26	TEXTILE FIBRES(OTHER THAN WOOL TOPS) AND THEIR WASTES (NOT MANUFACTURED INTO YARN OR FABRICS)	-	-	2,527,160	-	-	-
DIV 27	CRUDE FERTILIZERS AND CRUDE MINERALS (EXCLUDING COAL, PETROLEUM AND PRECIOUS STONES)	-	-	10,473,341	-	-	-
DIV 28	METALLIFEROUS ORES AND METAL SCRAP	6,070	-	36,262,828	-	6,070	-
DIV 29	CRUDE ANIMAL AND VEGETABLE MATERIALS, N.E.S.	105,275,476	-	56,224	-	-	-
DIV 32	COAL, COKE AND BRIQUETTES	-	-	3,852,123	-	-	-
DIV 33	PETROLEUM, PETROLEUM PRODUCTS AND RELATED MATERIALS	111,337,042	-	1,231,382	-	-	-
DIV 34	GAS, NATURAL AND MANUFACTURED	14,010,900,848	-	-	-	-	-
DIV 42	FIXED VEGETABLE OILS AND FATS, CRUDE, REFINED OR FRACTIONATED	14,544,190	-	-	-	-	-
DIV 43	ANIMAL OR VEGETABLE OILS AND FATS, PROCESSED, AND WAXES OF ANIMAL OR VEGETABLE ORIGIN	26,135,695	-	-	-	-	-
DIV 51	ORGANIC CHEMICALS	-	-	14,048,957	-	-	-
DIV 52	INORGANIC CHEMICALS	16,216,608	-	48,261,175	-	5,777,731	-
DIV 53	DYEING, TANNING AND COLOURING MATERIALS	40,261	-	35,331,395	-	40,261	-
DIV 54	MEDICINAL AND PHARMACEUTICAL PRODUCTS	-	-	24,714	-	-	-
DIV 55	ESSENTIAL OILS AND RESINOIDS AND PERFUME MATERIALS; TOILET, POLISHING AND CLEANSING PREPARATIONS	-	-	33,654,198	-	-	-
DIV 56	FERTILIZERS, MANUFACTURED	99,627,937	-	7,364,841	-	8,546,680	-
DIV 57	PLASTICS IN PRIMARY FORMS	-	-	21,500,027	-	-	-
DIV 58	PLASTICS IN NON-PRIMARY FORMS	17,410	-	87,835,611	-	17,410	-
DIV 59	CHEMICAL MATERIALS AND PRODUCTS, N.E.S.	31,076,716	-	168,709,381	-	245,410	-

SARAWAK

JADUAL 20 (SAMB) : NILAI EKSPORT, IMPORT DAN EKSPORT SEMULA MENGIKUT KUMPULAN, BAHAGIAN DAN SEKSYEN BAGI SETIAP NEGARA
 TABLE 20 (CONT'D) : VALUE OF EXPORTS, IMPORTS AND RE-EXPORTS BY GROUPS, DIVISIONS AND SECTIONS FOR EACH COUNTRY

GROUP / DIV / SECT	COUNTRY OF DESTINATION / ORIGIN	EXPORTS & RE-EXPORTS RM F.O.B.		IMPORTS RM C.I.F.		RE-EXPORTS RM F.O.B.	
		JAN - DIS	2020	JAN - DIS	2020	JAN - DIS	2020
DIV 61	LEATHER, LEATHER MANUFACTURES, N.E.S. AND DRESSED FURSKINS	-	-	512,606	-	-	-
DIV 62	RUBBER MANUFACTURES, N.E.S.	388,659	-	7,199,009	-	388,659	-
DIV 63	CORK AND WOOD MANUFACTURES (EXCLUDING FURNITURE)	1,514,275,465	-	728,552	-	-	-
DIV 64	PAPER, PAPERBOARD, AND ARTICLES OF PAPER PULP, OF PAPER OR PAPERBOARD	-	-	13,264,923	-	-	-
DIV 65	TEXTILE YARN, FABRICS, MADE-UP ARICLES, N.E.S. AND RELATED PRODUCTS	-	-	22,859,290	-	-	-
DIV 66	NON-METALLIC MINERAL MANUFACTURES N.E.S.	13,717	-	18,491,065	-	13,717	-
DIV 67	IRON AND STEEL	442,737,923	-	82,267,673	-	147,599	-
DIV 68	NON-FERROUS METALS	288,878,598	-	5,976,447	-	3,702	-
DIV 69	MANUFACTURES OF METAL, N.E.S.	8,234,397	-	52,480,685	-	8,234,397	-
DIV 71	POWER GENERATING MACHINERY AND EQUIPMENT	11,052	-	73,216,019	-	11,052	-
DIV 72	MACHINERY SPECIALIZED FOR PARTICULAR INDUSTRIES	9,054,145	-	272,492,327	-	8,981,798	-
DIV 73	METALWORKING MACHINERY	-	-	26,746,676	-	-	-
DIV 74	GENERAL INDUSTRIAL MACHINERY AND EQUIPMENT, N.E.S. AND MACHINE PARTS, N.E.S.	995,515	-	134,671,767	-	995,515	-
DIV 75	OFFICE MACHINES AND AUTOMATIC DATA PROCESSING EQUIPMENT	216,788	-	5,373,283	-	216,788	-
DIV 76	TELECOMMUNICATIONS AND SOUND RECORDING AND REPRODUCING APPARATUS AND EQUIPMENT	-	-	604,401	-	-	-
DIV 77	ELECTRICAL MACHINERY, APPARATUS AND APPLIANCES, N.E.S. AND ELECTRICAL PARTS THEREOF	143,695,648	-	977,812,907	-	3,474,953	-
DIV 78	ROAD VEHICLES (INCLUDING AIR - CUSHION VEHICLES)	-	-	72,431,509	-	-	-
DIV 79	OTHERS TRANSPORT EQUIPMENT	-	-	4,325,692	-	-	-
DIV 81	PREFABRICATED BUILDINGS, SANITARY, PLUMBING, HEATING AND LIGHTING FIXTURES AND FITTINGS, N.E.S.	-	-	1,731,612	-	-	-
DIV 82	FURNITURE AND PARTS THEREOF	45,893,152	-	2,051,342	-	1,616,894	-
DIV 83	TRAVEL GOODS, HANDBAGS AND SIMILAR CONTAINERS	-	-	72,586	-	-	-
DIV 84	ARTICLES OF APPAREL AND CLOTHING ACCESSORIES	-	-	475,713	-	-	-
DIV 85	FOOTWEAR	-	-	131,262	-	-	-
DIV 87	PROFESSIONAL, SCIENTIFIC AND CONTROLLING INSTRUMENTS AND APPARATUS, N.E.S.	1,263,029	-	62,566,202	-	1,263,029	-
DIV 88	PHOTOGRAPHIC APPARATUS, EQUIPMENT AND SUPPLIED AND OPTICAL GOODS, N.E.S., WATCHES AND CLOCKS	673,292	-	290,459	-	673,292	-
DIV 89	MISCELLANEOUS MANUFACTURED ARTICLES, N.E.S.	242,214	-	7,168,166	-	242,214	-
DIV 93	SPECIAL TRANSACTIONS AND COMMODITIES	217,313	-	6,850,020	-	50,392	-
SECT 0	FOOD	81,409,070	-	24,011,314	-	-	-
SECT 1	BEVERAGES AND TOBACCO	365	-	292,143	-	365	-
SECT 2	CRUDE MATERIALS, INEDIBLE	259,562,706	-	49,400,342	-	6,070	-
SECT 3	MINERAL FUELS, LUBRICANTS, ETC.	14,122,237,890	-	5,083,505	-	-	-
SECT 4	ANIMAL AND VEGETABLE OILS AND FATS	40,679,885	-	-	-	-	-
SECT 5	CHEMICALS	146,978,932	-	416,730,299	-	14,627,492	-
SECT 6	MANUFACTURED GOODS	2,254,528,759	-	203,780,250	-	8,788,074	-
SECT 7	MACHINERY & TRANSPORT EQUIPMENT	153,973,148	-	1,567,674,581	-	13,680,106	-
SECT 8	MISCELLANEOUS MANUFACTURED ARTICLES	48,071,687	-	74,487,342	-	3,795,429	-
SECT 9	MISCELLANEOUS TRANSACTIONS AND COMMODITIES	217,313	-	6,850,020	-	50,392	-
	TOTAL - JAPAN	17,107,659,755	-	2,348,309,796	-	40,947,928	-
***	JORDAN						
GRP 288	NON-FERROUS BASE METAL WASTE AND SCRAP, N.E.S.	-	-	3,000,743	-	-	-
GRP 554	SOAP, CLEANSING AND POLISHING PREPARATIONS	-	-	14	-	-	-
GRP 562	FERTILIZERS, MANUFACTURED	-	-	61,815,030	-	-	-
GRP 634	VENEERS, PLYWOOD, PARTICLE BOARD, AND OTHER WOOD, WORKED, N.E.S.	316,957	-	-	-	-	-
GRP 671	PIG IRON, SPIEGELEISEN, SPONGE IRON, IRON OR STEEL GRANULES AND POWDERS AND FERRO-ALLOYS	1,403,144	-	-	-	-	-
GRP 728	OTHER MACHINERY AND EQUIPMENT SPECIALIZED FOR PARTICULAR INDUSTRIES, AND PARTS THEREOF, N.E.S.	-	-	3,668	-	-	-
GRP 784	PARTS AND ACCESSORIES, OF THE MOTOR VEHICLES FALLING WITHIN HEADING 722, 781, 782 OR 783	-	-	12,462	-	-	-
GRP 931	SPECIAL TRANSACTIONS AND COMMODITIES	975	-	1,843	-	-	-
DIV 28	METALLIFEROUS ORES AND METAL SCRAP	-	-	3,000,743	-	-	-

SARAWAK

JADUAL 20 (SAMB) : NILAI EKSPORT, IMPORT DAN EKSPORT SEMULA MENGIKUT KUMPULAN, BAHAGIAN DAN SEKSYEN BAGI SETIAP NEGARA
 TABLE 20 (CONT'D) : VALUE OF EXPORTS, IMPORTS AND RE-EXPORTS BY GROUPS, DIVISIONS AND SECTIONS FOR EACH COUNTRY

GROUP / DIV / SECT	COUNTRY OF DESTINATION / ORIGIN	EXPORTS & RE-EXPORTS RM F.O.B.		IMPORTS RM C.I.F.		RE-EXPORTS RM F.O.B.	
		JAN - DIS	2020	JAN - DIS	2020	JAN - DIS	2020
DIV 55	ESSENTIAL OILS AND RESINOIDS AND PERFUME MATERIALS; TOILET, POLISHING AND CLEANSING PREPARATIONS	-	-	14	-	-	-
DIV 56	FERTILIZERS, MANUFACTURED	-	-	61,815,030	-	-	-
DIV 63	CORK AND WOOD MANUFACTURES (EXCLUDING FURNITURE)	316,957	-	-	-	-	-
DIV 67	IRON AND STEEL	1,403,144	-	-	-	-	-
DIV 72	MACHINERY SPECIALIZED FOR PARTICULAR INDUSTRIES	-	-	3,668	-	-	-
DIV 78	ROAD VEHICLES (INCLUDING AIR - CUSHION VEHICLES)	-	-	12,462	-	-	-
DIV 93	SPECIAL TRANSACTIONS AND COMMODITIES	975	-	1,843	-	-	-
SECT 2	CRUDE MATERIALS, INEDIBLE	-	-	3,000,743	-	-	-
SECT 5	CHEMICALS	-	-	61,815,044	-	-	-
SECT 6	MANUFACTURED GOODS	1,720,101	-	-	-	-	-
SECT 7	MACHINERY & TRANSPORT EQUIPMENT	-	-	16,130	-	-	-
SECT 9	MISCELLANEOUS TRANSACTIONS AND COMMODITIES	975	-	1,843	-	-	-
	TOTAL - JORDAN	1,721,076	-	64,833,760	-	-	-
***	KENYA						
GRP 057	FRUITS AND NUTS (NOT INCLUDING OIL NUTS), FRESH OR DRIED	-	-	49,362	-	-	-
GRP 335	RESIDUAL PETROLEUM PRODUCTS, N.E.S. AND RELATED MATERIALS	50,328	-	-	-	-	-
GRP 422	OTHER FIXED VEGETABLE OILS, FLUID OR SOLID, CRUDE, REFINED OR PURIFIED	325,909,972	-	-	-	-	-
GRP 512	ALCOHOLS, PHENOLS, PHENOL-ALCOHOLS, AND THEIR DERIVATIVES	12,981,146	-	-	-	-	-
GRP 634	VENEERS, PLYWOOD, PARTICLE BOARD, AND OTHER WOOD, WORKED, N.E.S.	64,423	-	-	-	-	-
GRP 931	SPECIAL TRANSACTIONS AND COMMODITIES	3,150	-	1,398	-	-	-
DIV 05	VEGETABLES AND FRUITS	-	-	49,362	-	-	-
DIV 33	PETROLEUM, PETROLEUM PRODUCTS AND RELATED MATERIALS	50,328	-	-	-	-	-
DIV 42	FIXED VEGETABLE OILS AND FATS, CRUDE, REFINED OR FRACTIONATED	325,909,972	-	-	-	-	-
DIV 51	ORGANIC CHEMICALS	12,981,146	-	-	-	-	-
DIV 63	CORK AND WOOD MANUFACTURES (EXCLUDING FURNITURE)	64,423	-	-	-	-	-
DIV 93	SPECIAL TRANSACTIONS AND COMMODITIES	3,150	-	1,398	-	-	-
SECT 0	FOOD	-	-	49,362	-	-	-
SECT 3	MINERAL FUELS, LUBRICANTS, ETC.	50,328	-	-	-	-	-
SECT 4	ANIMAL AND VEGETABLE OILS AND FATS	325,909,972	-	-	-	-	-
SECT 5	CHEMICALS	12,981,146	-	-	-	-	-
SECT 6	MANUFACTURED GOODS	64,423	-	-	-	-	-
SECT 9	MISCELLANEOUS TRANSACTIONS AND COMMODITIES	3,150	-	1,398	-	-	-
	TOTAL - KENYA	339,009,019	-	50,760	-	-	-
***	KIRIBATI						
GRP 081	FEEDING STUFF FOR ANIMALS (NOT INCLUDING UNMILLED CEREALS)	-	-	445,458	-	-	-
DIV 08	FEEDING STUFF FOR ANIMALS (NOT INCLUDING UNMILLED CEREALS)	-	-	445,458	-	-	-
SECT 0	FOOD	-	-	445,458	-	-	-
	TOTAL - KIRIBATI	-	-	445,458	-	-	-
***	KOREA, REPUBLIC OF						
GRP 034	FISH, FRESH(LIVE OR DEAD), CHILLED OR FROZEN	-	-	365,784	-	-	-
GRP 036	CRUSTACEANS AND MOLLUSCS, FRESH, CHILLED, FROZEN, SALTED OR IN BRINE OR DRIED	-	-	209,330	-	-	-
GRP 037	FISH, CRUSTACEANS AND MOLLUSCS PREPARED OR PRESERVED, N.E.S.	-	-	19,483	-	-	-
GRP 047	OTHER CEREAL MEALS AND FLOURS	-	-	2,530,770	-	-	-
GRP 048	CEREAL PREPARATIONS AND PREPARATION OF FLOUR OR STARCH OF FRUITS OR VEGETABLES	-	-	605,632	-	-	-
GRP 056	VEGETABLES, ROOT AND TUBERS, PREPARED OR PRESERVED, N.E.S.	-	-	64,118	-	-	-

SARAWAK

JADUAL 20 (SAMB) : NILAI EKSPORT, IMPORT DAN EKSPORT SEMULA MENGIKUT KUMPULAN, BAHAGIAN DAN SEKSYEN BAGI SETIAP NEGARA
TABLE 20 (CONT'D) : VALUE OF EXPORTS, IMPORTS AND RE-EXPORTS BY GROUPS, DIVISIONS AND SECTIONS FOR EACH COUNTRY

GROUP / DIV / SECT	COUNTRY OF DESTINATION / ORIGIN	EXPORTS & RE-EXPORTS RM F.O.B.		IMPORTS RM C.I.F.		RE-EXPORTS RM F.O.B.	
		JAN - DIS	2020	JAN - DIS	2020	JAN - DIS	2020
GRP 057	FRUITS AND NUTS (NOT INCLUDING OIL NUTS), FRESH OR DRIED	-	-	1,356,863	-	-	-
GRP 058	FRUITS, PRESERVED, AND FRUIT PREPARATIONS (EXCLUDING FRUIT JUICES)	-	-	579,276	-	-	-
GRP 059	FRUIT JUICES (INCLUDING GRAPE MUST) & VEGETABLE JUICES, UNFERMENTED & NOT CONTAINING ADDED SPIRIT, WHETHER / NOT CONTAINING ADDED SUGAR OR OTHER SWEETENING MATTER	-	-	84,929	-	-	-
GRP 061	SUGARS, MOLASSES AND HONEY	50,118	-	88,740	-	50,118	-
GRP 062	SUGAR CONFECTIONERY	-	-	18,615	-	-	-
GRP 071	COFFEE AND COFFEE SUBSTITUTES	-	-	466,241	-	-	-
GRP 073	CHOCOLATE AND OTHER FOOD PREPARATIONS CONTAINING COCOA, N.E.S	-	-	3,632	-	-	-
GRP 074	TEA AND MATE	-	-	324,302	-	-	-
GRP 075	SPICES	5,106,328	-	121,463	-	-	-
GRP 081	FEEDING STUFF FOR ANIMALS (NOT INCLUDING UNMILLED CEREALS)	63,851,656	-	158,511	-	-	-
GRP 098	EDIBLE PRODUCTS AND PREPARATIONS, N.E.S.	-	-	8,450,808	-	-	-
GRP 111	NON-ALCOHOLIC BEVERAGES, N.E.S.	-	-	285,162	-	-	-
GRP 112	ALCOHOLIC BEVERAGES	245	-	2,149,596	-	245	-
GRP 232	SYNTHETIC RUBBER; RECLAIMED RUBBER, WASTE, PARINGS AND SCRAP OF UNHARDENED RUBBER	-	-	172,800	-	-	-
GRP 245	FUEL WOOD (EXCLUDING WOOD WASTE) AND WOOD CHARCOAL	4,040,347	-	-	-	-	-
GRP 246	WOOD IN CHIPS OR PARTICLES AND WOOD WASTE	3,678,454	-	-	-	-	-
GRP 247	WOOD IN THE ROUGH OR ROUGHLY SQUARED	2,886,369	-	-	-	-	-
GRP 248	WOOD, SIMPLY WORKED, AND RAILWAY SLEEPERS OF WOOD	23,862,975	-	-	-	316,540	-
GRP 269	WORN CLOTHING AND OTHER WORN TEXTILE ARTICLES ;RAGS	-	-	4,605,036	-	-	-
GRP 278	OTHER CRUDE MINERALS	-	-	173,150	-	-	-
GRP 282	FERROUS WASTE AND SCRAP; REMELTING INGOTS OF IRON OR STEEL	238,253	-	-	-	-	-
GRP 288	NON-FERROUS BASE METAL WASTE AND SCRAP, N.E.S.	-	-	25,057,705	-	-	-
GRP 333	PETROLEUM OILS, CRUDE, AND CRUDE OILS OBTAINED FROM BITUMINOUS MINERALS	71,442,751	-	-	-	-	-
GRP 334	PETROLEUM PRODUCTS, REFINED	-	-	953,736	-	-	-
GRP 335	RESIDUAL PETROLEUM PRODUCTS, N.E.S. AND RELATED MATERIALS	6,602,396	-	-	-	-	-
GRP 342	LIQUEFIED PROPANE AND BUTANE	-	-	2,161,020	-	-	-
GRP 343	NATURAL GAS, WHETHER OR NOT LIQUEFIED	5,962,461,428	-	-	-	-	-
GRP 421	FIXED VEGETABLE OILS, 'SOFT', CRUDE, REFINED OR PURIFIED	-	-	172,799	-	-	-
GRP 422	OTHER FIXED VEGETABLE OILS, FLUID OR SOLID, CRUDE, REFINED OR PURIFIED	154,935,350	-	90,347	-	-	-
GRP 431	ANIMAL OR VEGETABLE OILS AND FATS, PROCESSED, AND WAXES OF ANIMAL OR VEGETABLE ORIGIN	54,542,272	-	-	-	-	-
GRP 511	HYDROCARBONS, N.E.S. AND THEIR HALOGENATED, SULPHONATED, NITRATED OR NITROSATED DERIVATIVES	-	-	913,073	-	-	-
GRP 512	ALCOHOLS, PHENOLS, PHENOL-ALCOHOLS, AND THEIR DERIVATIVES	153,677,127	-	21,945	-	-	-
GRP 514	NITROGEN-FUNCTION COMPOUNDS	-	-	2,443,489	-	-	-
GRP 515	ORGANO-INORGANIC AND HETEROCYCLIC COMPOUNDS	-	-	28,193	-	-	-
GRP 522	INORGANIC CHEMICAL ELEMENTS, OXIDES AND HALOGEN SALTS	5,179,050	-	42,245,137	-	-	-
GRP 523	METALLIC SALTS AND PEROXYSALTS, OF INORGANIC ACIDS	-	-	1,368,917	-	-	-
GRP 524	OTHER INORGANIC CHEMICALS; ORGANIC AND INORGANIC COMPOUNDS OF PRECIOUS METALS	-	-	763,265	-	-	-
GRP 533	PIGMENTS, PAINTS, VARNISHES AND RELATED MATERIALS	-	-	22,941,777	-	-	-
GRP 541	MEDICINAL AND PHARMACEUTICAL PRODUCTS, OTHER THAN MEDICAMENTS OF GROUP 542	-	-	1,271,143	-	-	-
GRP 542	MEDICAMENTS (INCLUDING VETERINARY MEDICAMENTS)	-	-	2,424	-	-	-
GRP 553	PERFUMERY, COSMETICS AND TOILET PREPARATIONS	-	-	6,991,343	-	-	-
GRP 554	SOAP, CLEANSING AND POLISHING PREPARATIONS	-	-	2,629,856	-	-	-
GRP 562	FERTILIZERS, MANUFACTURED	-	-	1,609,209	-	-	-
GRP 571	POLYMER OF ETHYLENE, IN PRIMARY FORMS	-	-	5,368,331	-	-	-
GRP 573	POLYMERS OF VINYL CHLORIDE, IN PRIMARY FORMS	-	-	223,445	-	-	-
GRP 574	POLYACETALS, OTHER POLYETHERS AND EPOXIDE RESINS, IN PRIMARY FORMS	-	-	1,865,532	-	-	-
GRP 575	OTHER PLASTICS, IN PRIMARY FORMS	-	-	4,253,950	-	-	-
GRP 579	WASTE, PARINGS AND SCRAP, OF PLASTICS	79,363	-	-	-	-	-

SARAWAK

JADUAL 20 (SAMB) : NILAI EKSPORT, IMPORT DAN EKSPORT SEMULA MENGIKUT KUMPULAN, BAHAGIAN DAN SEKSYEN BAGI SETIAP NEGARA
 TABLE 20 (CONT'D) : VALUE OF EXPORTS, IMPORTS AND RE-EXPORTS BY GROUPS, DIVISIONS AND SECTIONS FOR EACH COUNTRY

GROUP / DIV / SECT	COUNTRY OF DESTINATION / ORIGIN	EXPORTS & RE-EXPORTS RM F.O.B.		IMPORTS RM C.I.F.		RE-EXPORTS RM F.O.B.	
		JAN - DIS	2020	JAN - DIS	2020	JAN - DIS	2020
GRP 581	TUBES, PIPES AND HOSES OF PLASTICS	122,728		12,622,294		122,728	
GRP 582	PLATES, SHEETS, FILM, COIL AND STRIP OF PLASTICS	394,673		3,817,151		394,673	
GRP 583	MONOFILAMENT, RODS, STICKS AND PROFILE SHAPES, OF PLASTICS	-		1,511,733		-	
GRP 591	DISINFECTANTS, INSECTICIDES, FUNGICIDES, WEED KILLERS, ANTI-SPROUTING PRODUCTS, ETC.	-		4,614		-	
GRP 592	STARCHES, INULIN AND WHEAT GLUTEN; ALBUMINOIDAL SUBSTANCES; GLUES	-		158,383		-	
GRP 597	PREPARED ADDITIVES FOR MINERAL OILS; LUBRICATING PREPARATIONS	-		4,076		-	
GRP 598	MISCELLANEOUS CHEMICAL PRODUCTS, N.E.S.	3,797,621		21,571,263		291,285	
GRP 621	MATERIALS OF RUBBER	-		101,548		-	
GRP 625	RUBBER TYRES, INTERCHANGEABLE TYRE TREADS, INNER TUBES AND TYRE FLABS	-		567,561		-	
GRP 629	ARTICLES OF RUBBER, N.E.S	-		252,268		-	
GRP 634	VENEERS, PLYWOOD, PARTICLE BOARD, AND OTHER WOOD, WORKED, N.E.S.	140,142,211		-		-	
GRP 635	WOOD MANUFACTURES, N.E.S.	627,481		78,805		23,468	
GRP 641	PAPER AND PAPERBOARD	-		3,129,913		-	
GRP 642	PAPER AND PAPERBOARD, CUT TO SIZE OR SHAPE, AND ARTICLES OF PAPER OR PAPERBOARD	-		30,625		-	
GRP 651	TEXTILE YARN	-		145,700		-	
GRP 652	COTTON FABRICS, WOVEN (NOT INCLUDING NARROW OR SPECIAL FABRICS)	-		8,362		-	
GRP 654	TEXTILE FABRICS, WOVEN	-		2,043		-	
GRP 657	SPECIAL YARNS, TEXTILE FABRICS AND RELATED PRODUCTS	-		2,392,020		-	
GRP 658	MADE-UP ARTICLES, WHOLLY OR CHIEFLY OF TEXTILE MATERIALS, N.E.S.	-		889,135		-	
GRP 659	FLOOR COVERINGS, ETC.	-		124,374		-	
GRP 661	LIME, CEMENT, AND FABRICATED CONSTRUCTION MATERIALS (EXCEPT GLASS AND CLAY MATERIALS)	-		59,611,112		-	
GRP 662	CLAY CONSTRUCTION MATERIALS AND REFRACTORY CONSTRUCTION MATERIALS	-		37,815		-	
GRP 663	MINERAL MANUFACTURES, N.E.S.	-		2,412,636		-	
GRP 664	GLASS	-		7,842		-	
GRP 665	GLASSWARE	-		129,027		-	
GRP 666	POTTERY	-		2,000		-	
GRP 671	PIG IRON, SPIEGELEISEN, SPONGE IRON, IRON OR STEEL GRANULES AND POWDERS AND FERRO-ALLOYS	362,032,809		375,378		-	
GRP 673	FLAT-ROLLED PRODUCTS, OF IRON OR NON-ALLOY STEEL, NOT CLAD, PLATED OR COATED	-		39,943,239		-	
GRP 675	FLAT-ROLLED PRODUCTS OF ALLOY STEEL	-		378,346		-	
GRP 679	TUBES, PIPES AND HOLLOW PROFILES, AND TUBES OR PIPE FITTINGS, OF IRON OR STEEL	-		17,797,023		-	
GRP 682	COPPER (INCLUDING ALLOYS)	195,639,350		60,044,355		-	
GRP 683	NICKEL (INCLUDING ALLOYS)	-		151,920		-	
GRP 684	ALUMINIUM (INCLUDING ALLOYS)	844,528,625		3,637		-	
GRP 685	LEAD (INCLUDING ALLOYS)	-		23,327,770		-	
GRP 686	ZINC (INCLUDING ALLOYS)	-		2,646,424		-	
GRP 691	STRUCTURES AND PARTS OF STRUCTURES, N.E.S., OF IRON, STEEL OR ALUMINIUM	-		3,438,099		-	
GRP 693	WIRE PRODUCTS (EXCLUDING INSULATED ELECTRICAL WIRING) AND FENCING GRILLS	-		271,837		-	
GRP 694	NAILS, SCREWS, NUTS, BOLTS, RIVETS AND THE LIKE, OF IRON, STEEL, COPPER OR ALUMINIUM	-		528,207		-	
GRP 695	TOOLS FOR USE IN THE HAND OR IN MACHINES	78,416		861,351		78,416	
GRP 696	CUTLERY	-		6,359		-	
GRP 697	HOUSEHOLD EQUIPMENT OF BASE METAL, N.E.S.	-		13,588		-	
GRP 699	MANUFACTURES OF BASE METAL, N.E.S.	1,449,121		1,963,885		1,441,442	
GRP 711	STEAM OR OTHER VAPOUR GENERATING BOILERS, SUPERHEATED WATER BOILERS, AND AUXILIARY PLANT FOR USE THEREWITH; AND PARTS THEREOF	-		889,768		-	
GRP 713	INTERNAL COMBUSTION PISTON ENGINES, AND PARTS THEREOF, N.E.S.	17,507		1,345,308		17,507	
GRP 714	ENGINES AND MOTORS, NON-ELECTRIC, AND PARTS, N.E.S.	-		194,017		-	
GRP 716	ROTATING ELECTRIC PLANT AND PARTS THEREOF, N.E.S.	350,129		1,408,050		350,129	
GRP 718	OTHER POWER GENERATING MACHINERY AND PARTS THEREOF, N.E.S.	-		256,459		-	

SARAWAK

JADUAL 20 (SAMB) : NILAI EKSPORT, IMPORT DAN EKSPORT SEMULA MENGIKUT KUMPULAN, BAHAGIAN DAN SEKSYEN BAGI SETIAP NEGARA
TABLE 20 (CONT'D) : VALUE OF EXPORTS, IMPORTS AND RE-EXPORTS BY GROUPS, DIVISIONS AND SECTIONS FOR EACH COUNTRY

GROUP / DIV / SECT	COUNTRY OF DESTINATION / ORIGIN	EXPORTS & RE-EXPORTS RM F.O.B.		IMPORTS RM C.I.F.		RE-EXPORTS RM F.O.B.	
		JAN - DIS	2020	JAN - DIS	2020	JAN - DIS	2020
GRP 721	AGRICULTURAL MACHINERY (EXCLUDING TRACTORS) AND PARTS THEREOF	-	-	19,490	-	-	-
GRP 722	TRACTORS, WHETHER OR NOT FITTED WITH POWER TAKE OFFS, WINCHES OR PULLEYS	-	-	619,631	-	-	-
GRP 723	CIVIL ENGINEERING AND CONTRACTORS' PLANT AND EQUIPMENT	-	-	16,578,079	-	-	-
GRP 724	TEXTILE AND LEATHER MACHINERY, AND PARTS THEREOF, N.E.S.	-	-	88,380	-	-	-
GRP 725	PAPER MILL AND PULP MILL MACHINERY, PAPER CUTTING MACHINES AND OTHER MACHINERY FOR THE MANUFACTURE OF PAPER ARTICLES; PARTS THEREOF	-	-	5,323	-	-	-
GRP 726	PRINTING AND BOOKBINDING MACHINERY, AND PARTS THEREOF	-	-	556,949	-	-	-
GRP 727	FOOD-PROCESSING MACHINES (EXCLUDING DOMESTIC)	-	-	80,687	-	-	-
GRP 728	OTHER MACHINERY AND EQUIPMENT SPECIALIZED FOR PARTICULAR INDUSTRIES, AND PARTS THEREOF, N.E.S.	1,337,526	-	15,405,011	-	1,337,526	-
GRP 731	MACHINE-TOOLS WORKING BY REMOVING METAL OR OTHER MATERIAL	10,716	-	22,297	-	10,716	-
GRP 735	PARTS, NES AND ACCESSORIES FOR USE WITH MACHINES FALLING WITHIN HEADING 731 AND 733	-	-	80,894	-	-	-
GRP 737	METALWORKING MACHINERY (OTHER THAN MACHINE- TOOLS), AND PARTS THEROF, N.E.S.	-	-	554,277	-	-	-
GRP 741	HEATING AND COOLING EQUIPMENT AND PARTS THEREOF, N.E.S.	2,248,304	-	5,985,264	-	2,047,305	-
GRP 742	PUMPS FOR LIQUIDS, LIQUID ELEVATORS AND PARTS	61,600	-	3,556,216	-	61,600	-
GRP 743	PUMPS (OTHER THAN PUMPS FOR LIQUIDS) AND COMPRESSORS AND FANS; CENTRIFUGES; FILTERING OR PURIFYING APPARATUS; AND PARTS THEREOF	55,973	-	50,644,964	-	55,973	-
GRP 744	MECHANICAL HANDLING EQUIPMENT, AND PARTS THEREOF, N.E.S.	-	-	1,639,175	-	-	-
GRP 745	OTHER NON-ELECTRICAL MACHINERY, TOOLS AND MECHANICAL APPARATUS, AND PARTS THEREOF, N.E.S.	-	-	92,431	-	-	-
GRP 746	BALL OR ROLLER BEARINGS	19,702	-	2,526,317	-	19,702	-
GRP 747	TAPS, COCKS, VALVES AND SIMILAR APPLIANCE	49,063	-	14,484,129	-	49,063	-
GRP 748	TRANSMISSION SHAFTS AND CRANKS; BEARING HOUSINGS AND PARTS THEREOF	8,417	-	10,792,100	-	8,417	-
GRP 749	NON-ELECTRIC PARTS AND ACCESSORIES OF MACHINERY, N.E.S.	731,756	-	6,106,404	-	731,756	-
GRP 751	OFFICE MACHINES	-	-	19,542	-	-	-
GRP 752	AUTOMATIC DATA PROCESSING MACHINES AND UNITS THEREOF	-	-	212,479	-	-	-
GRP 759	PARTS AND ACCESSORIES FOR USE WITHIN GROUPS 751 AND 752	-	-	123,499	-	-	-
GRP 761	TELEVISION RECEIVERS WITH RADIO-BROADCAST RECEIVERS, SOUND RECORDERS OR REPRODUCERS	-	-	11,639	-	-	-
GRP 764	TELECOMMUNICATIONS EQUIPMENTS, N.E.S.; THEIR PARTS, AND ACCESSORIES USED IN DIVISION 76	-	-	145,127	-	-	-
GRP 771	ELECTRIC POWER MACHINERY (OTHER THAN ROTATING ELECTRIC PLANT), AND PARTS THEREOF	464,205	-	6,022,034	-	461,129	-
GRP 772	ELECTRICAL APPARATUS, RESISTOR, SWITCHBOARD AND CONTROL PANELS N.E.S., AND PARTS N.E.S.	712,133	-	8,293,349	-	712,133	-
GRP 773	EQUIPMENT FOR DISTRIBUTING ELECTRICITY, N.E.S.	-	-	938,727	-	-	-
GRP 774	ELECTRO-DIAGNOSTIC APPARATUS FOR MEDICAL, SURGICAL, DENTAL OR VETERINARY SCIENCES AND RADIOLOGICAL APPARATUS	-	-	88,865	-	-	-
GRP 775	HOUSEHOLD TYPE, ELECTRICAL AND NON-ELECTRICAL EQUIPMENT, N.E.S.	-	-	454,002	-	-	-
GRP 776	THERMIONIC VALVES AND TUBES; PHOTOCELLS; ETC., AND PARTS THEREOF, N.E.S.	16,760,574	-	5,022,642	-	177,683	-
GRP 778	ELECTRICAL MACHINERY AND APPARATUS, N.E.S.	174,058,254	-	457,256,741	-	102,008	-
GRP 781	MOTOR CARS AND OTHER MOTOR VEHICLES FOR THE TRANSPORT OF PERSONS	-	-	1,571,843	-	-	-
GRP 783	ROAD MOTOR VEHICLES, N.E.S	-	-	517,755	-	-	-
GRP 784	PARTS AND ACCESSORIES, OF THE MOTOR VEHICLES FALLING WITHIN HEADING 722, 781, 782 OR 783	-	-	567,843	-	-	-
GRP 791	RAILWAY VEHICLES (INCLUDING HOVERTRAINS) AND ASSOCIATED EQUIPMENT	-	-	784,967	-	-	-
GRP 811	PREFABRICATED BUILDINGS	-	-	234,294	-	-	-
GRP 812	SANITARY, PLUMBING AND HEATING FIXTURES AND FITTINGS, N.E.S.	-	-	262,903	-	-	-
GRP 813	LIGHTING FIXTURES AND FITTINGS, N.E.S.	-	-	400,349	-	-	-
GRP 821	FURNITURE AND PARTS THEREOF	-	-	162,675	-	-	-
GRP 831	TRAVEL GOODS, HANDBAGS AND SIMILAR CONTAINERS	-	-	178,484	-	-	-

SARAWAK

JADUAL 20 (SAMB) : NILAI EKSPORT, IMPORT DAN EKSPORT SEMULA MENGIKUT KUMPULAN, BAHAGIAN DAN SEKSYEN BAGI SETIAP NEGARA
TABLE 20 (CONT'D) : VALUE OF EXPORTS, IMPORTS AND RE-EXPORTS BY GROUPS, DIVISIONS AND SECTIONS FOR EACH COUNTRY

GROUP / DIV / SECT	COUNTRY OF DESTINATION / ORIGIN	EXPORTS & RE-EXPORTS RM F.O.B.		IMPORTS RM C.I.F.		RE-EXPORTS RM F.O.B.	
		JAN - DIS	2020	JAN - DIS	2020	JAN - DIS	2020
GRP 841	MEN'S OR BOYS' COATS, CAPES, JACKETS, SUITS, BLAZERS, TROUSERS, UNDERWEAR, ETC., OF TEXTILE FABRICS, NOT KNITTED OR CROCHETED	-	-	4,082	-	-	-
GRP 845	ARTICLES OF APPAREL, OF TEXTILE FABRICS, WHETHER OR NOT KNITTED OR CROCHETED, N.E.S.	-	-	134,489	-	-	-
GRP 846	CLOTHING ACCESSORIES, OF TEXTILE FABRICS, WHETHER OR NOT KNITTED OR CROCHETED	-	-	1,578,457	-	-	-
GRP 848	ARTICLES OF APPAREL AND CLOTHING ACCESSORIES OF OTHER THAN TEXTILE FABRICS, HEADGEAR OF ALL MATERIALS	-	-	563,558	-	-	-
GRP 851	FOOTWEAR	-	-	1,308,934	-	-	-
GRP 871	OPTICAL INSTRUMENTS AND APPARATUS, N.E.S.	-	-	6,837	-	-	-
GRP 872	MEDICAL INSTRUMENTS AND APPLIANCES, N.E.S.	6,000	-	1,217,334	6,000	-	-
GRP 874	MEASURING, CHECKING, ANALYSING AND CONTROLLING INSTRUMENTS AND APPARATUS N.E.S.	126,906	-	4,086,022	126,906	-	-
GRP 884	OPTICAL GOODS, N.E.S.	-	-	1,107,855	-	-	-
GRP 892	PRINTED MATTER	-	-	222,731	-	-	-
GRP 893	ARTICLES, NES OF PLASTICS	-	-	8,498,244	-	-	-
GRP 894	BABY CARRIAGES, TOYS, GAMES AND SPORTING GOODS	-	-	1,475,928	-	-	-
GRP 895	OFFICE AND STATIONARY SUPPLIES, N.E.S.	-	-	111,145	-	-	-
GRP 897	JEWELLERY, GOLDSMITHS' AND SILVERSMITHS' WARES AND OTHER ARTICLES OF PRECIOUS OR SEMI-PRECIOUS MATERIALS, N.E.S.	33,890	-	-	-	-	-
GRP 898	MUSICAL INSTRUMENTS AND PARTS AND ACCESSORIES THEREOF	-	-	36,461	-	-	-
GRP 899	MISCELLANEOUS MANUFACTURED ARTICLES, N.E.S.	-	-	423,114	-	-	-
GRP 931	SPECIAL TRANSACTIONS AND COMMODITIES	171,459	-	2,732,905	48,744	-	-
DIV 03	FISH, CRUSTACEANS AND MOLLUSCS, AND PREPARATIONS THEREOF	-	-	594,597	-	-	-
DIV 04	CEREALS AND CEREAL PREPARATIONS	-	-	3,136,402	-	-	-
DIV 05	VEGETABLES AND FRUITS	-	-	2,085,186	-	-	-
DIV 06	SUGARS, SUGAR PREPARATIONS AND HONEY	50,118	-	107,355	50,118	-	-
DIV 07	COFFEE, TEA, COCOA, SPICES, AND MANUFACTURES THEREOF	5,106,328	-	915,638	-	-	-
DIV 08	FEEDING STUFF FOR ANIMALS (NOT INCLUDING UNMILLED CEREALS)	63,851,656	-	158,511	-	-	-
DIV 09	MISCELLANEOUS EDIBLE PRODUCTS AND PREPARATIONS	-	-	8,450,808	-	-	-
DIV 11	BEVERAGES	245	-	2,434,758	245	-	-
DIV 23	CRUDE RUBBER (INCLUDING SYNTHETIC AND RECLAIMED)	-	-	172,800	-	-	-
DIV 24	CORK AND WOOD	34,468,145	-	-	316,540	-	-
DIV 26	TEXTILE FIBRES(OTHER THAN WOOL TOPS) AND THEIR WASTES (NOT MANUFACTURED INTO YARN OR FABRICS)	-	-	4,605,036	-	-	-
DIV 27	CRUDE FERTILIZERS AND CRUDE MINERALS (EXCLUDING COAL, PETROLEUM AND PRECIOUS STONES)	-	-	173,150	-	-	-
DIV 28	METALLIFEROUS ORES AND METAL SCRAP	238,253	-	25,057,705	-	-	-
DIV 33	PETROLEUM, PETROLEUM PRODUCTS AND RELATED MATERIALS	78,045,147	-	953,736	-	-	-
DIV 34	GAS, NATURAL AND MANUFACTURED	5,962,461,428	-	2,161,020	-	-	-
DIV 42	FIXED VEGETABLE OILS AND FATS, CRUDE, REFINED OR FRACTIONATED	154,935,350	-	263,146	-	-	-
DIV 43	ANIMAL OR VEGETABLE OILS AND FATS, PROCESSED, AND WAXES OF ANIMAL OR VEGETABLE ORIGIN	54,542,272	-	-	-	-	-
DIV 51	ORGANIC CHEMICALS	153,677,127	-	3,406,700	-	-	-
DIV 52	INORGANIC CHEMICALS	5,179,050	-	44,377,319	-	-	-
DIV 53	DYEING, TANNING AND COLOURING MATERIALS	-	-	22,941,777	-	-	-
DIV 54	MEDICINAL AND PHARMACEUTICAL PRODUCTS	-	-	1,273,567	-	-	-
DIV 55	ESSENTIAL OILS AND RESINOIDS AND PERFUME MATERIALS; TOILET, POLISHING AND CLEANSING PREPARATIONS	-	-	9,621,199	-	-	-
DIV 56	FERTILIZERS, MANUFACTURED	-	-	1,609,209	-	-	-
DIV 57	PLASTICS IN PRIMARY FORMS	79,363	-	11,711,258	-	-	-
DIV 58	PLASTICS IN NON-PRIMARY FORMS	517,401	-	17,951,178	517,401	-	-
DIV 59	CHEMICAL MATERIALS AND PRODUCTS, N.E.S.	3,797,621	-	21,738,336	291,285	-	-
DIV 62	RUBBER MANUFACTURES, N.E.S.	-	-	921,377	-	-	-
DIV 63	CORK AND WOOD MANUFACTURES (EXCLUDING FURNITURE)	140,769,692	-	78,805	23,468	-	-
DIV 64	PAPER, PAPERBOARD, AND ARTICLES OF PAPER PULP, OF PAPER OR PAPERBOARD	-	-	3,160,538	-	-	-
DIV 65	TEXTILE YARN, FABRICS, MADE-UP ARICLES, N.E.S. AND RELATED PRODUCTS	-	-	3,561,634	-	-	-

SARAWAK

JADUAL 20 (SAMB) : NILAI EKSPORT, IMPORT DAN EKSPORT SEMULA MENGIKUT KUMPULAN, BAHAGIAN DAN SEKSYEN BAGI SETIAP NEGARA
 TABLE 20 (CONT'D) : VALUE OF EXPORTS, IMPORTS AND RE-EXPORTS BY GROUPS, DIVISIONS AND SECTIONS FOR EACH COUNTRY

GROUP / DIV / SECT	COUNTRY OF DESTINATION / ORIGIN	EXPORTS & RE-EXPORTS RM F.O.B.		IMPORTS RM C.I.F.		RE-EXPORTS RM F.O.B.	
		JAN - DIS	2020	JAN - DIS	2020	JAN - DIS	2020
DIV 66	NON-METALLIC MINERAL MANUFACTURES N.E.S.	-	-	62,200,432	-	-	-
DIV 67	IRON AND STEEL	362,032,809	-	58,493,986	-	-	-
DIV 68	NON-FERROUS METALS	1,040,167,975	-	86,174,106	-	-	-
DIV 69	MANUFACTURES OF METAL, N.E.S.	1,527,537	-	7,083,326	-	1,519,858	-
DIV 71	POWER GENERATING MACHINERY AND EQUIPMENT	367,636	-	4,093,602	-	367,636	-
DIV 72	MACHINERY SPECIALIZED FOR PARTICULAR INDUSTRIES	1,337,526	-	33,353,550	-	1,337,526	-
DIV 73	METALWORKING MACHINERY	10,716	-	657,468	-	10,716	-
DIV 74	GENERAL INDUSTRIAL MACHINERY AND EQUIPMENT, N.E.S. AND MACHINE PARTS, N.E.S.	3,174,815	-	95,827,000	-	2,973,816	-
DIV 75	OFFICE MACHINES AND AUTOMATIC DATA PROCESSING EQUIPMENT	-	-	355,520	-	-	-
DIV 76	TELECOMMUNICATIONS AND SOUND RECORDING AND REPRODUCING APPARATUS AND EQUIPMENT	-	-	156,766	-	-	-
DIV 77	ELECTRICAL MACHINERY, APPARATUS AND APPLIANCES, N.E.S. AND ELECTRICAL PARTS THEREOF	191,995,166	-	478,076,360	-	1,452,953	-
DIV 78	ROAD VEHICLES (INCLUDING AIR - CUSHION VEHICLES)	-	-	2,657,441	-	-	-
DIV 79	OTHERS TRANSPORT EQUIPMENT	-	-	784,967	-	-	-
DIV 81	PREFABRICATED BUILDINGS, SANITARY, PLUMBING, HEATING AND LIGHTING FIXTURES AND FITTINGS, N.E.S.	-	-	897,546	-	-	-
DIV 82	FURNITURE AND PARTS THEREOF	-	-	162,675	-	-	-
DIV 83	TRAVEL GOODS, HANDBAGS AND SIMILAR CONTAINERS	-	-	178,484	-	-	-
DIV 84	ARTICLES OF APPAREL AND CLOTHING ACCESSORIES	-	-	2,280,586	-	-	-
DIV 85	FOOTWEAR	-	-	1,308,934	-	-	-
DIV 87	PROFESSIONAL, SCIENTIFIC AND CONTROLLING INSTRUMENTS AND APPARATUS, N.E.S.	132,906	-	5,310,193	-	132,906	-
DIV 88	PHOTOGRAPHIC APPARATUS, EQUIPMENT AND SUPPLIED AND OPTICAL GOODS, N.E.S., WATCHES AND CLOCKS	-	-	1,107,855	-	-	-
DIV 89	MISCELLANEOUS MANUFACTURED ARTICLES, N.E.S.	33,890	-	10,767,623	-	-	-
DIV 93	SPECIAL TRANSACTIONS AND COMMODITIES	171,459	-	2,732,905	-	48,744	-
SECT 0	FOOD	69,008,102	-	15,448,497	-	50,118	-
SECT 1	BEVERAGES AND TOBACCO	245	-	2,434,758	-	245	-
SECT 2	CRUDE MATERIALS, INEDIBLE	34,706,398	-	30,008,691	-	316,540	-
SECT 3	MINERAL FUELS, LUBRICANTS, ETC.	6,040,506,575	-	3,114,756	-	-	-
SECT 4	ANIMAL AND VEGETABLE OILS AND FATS	209,477,622	-	263,146	-	-	-
SECT 5	CHEMICALS	163,250,562	-	134,630,543	-	808,686	-
SECT 6	MANUFACTURED GOODS	1,544,498,013	-	221,674,204	-	1,543,326	-
SECT 7	MACHINERY & TRANSPORT EQUIPMENT	196,885,859	-	615,962,674	-	6,142,647	-
SECT 8	MISCELLANEOUS MANUFACTURED ARTICLES	166,796	-	22,013,896	-	132,906	-
SECT 9	MISCELLANEOUS TRANSACTIONS AND COMMODITIES	171,459	-	2,732,905	-	48,744	-
	TOTAL - KOREA, REPUBLIC OF	8,258,671,631	-	1,048,284,070	-	9,043,212	-
***	KUWAIT						
GRP 091	MARGARINE AND SHORTENING	71,772	-	-	-	-	-
GRP 634	VENEERS, PLYWOOD, PARTICLE BOARD, AND OTHER WOOD, WORKED, N.E.S.	155,184	-	-	-	-	-
GRP 658	MADE-UP ARTICLES, WHOLLY OR CHIEFLY OF TEXTILE MATERIALS, N.E.S.	-	-	34,763	-	-	-
GRP 671	PIG IRON, SPIEGELEISEN, SPONGE IRON, IRON OR STEEL GRANULES AND POWDERS AND FERRO-ALLOYS	3,338,423	-	-	-	-	-
DIV 09	MISCELLANEOUS EDIBLE PRODUCTS AND PREPARATIONS	71,772	-	-	-	-	-
DIV 63	CORK AND WOOD MANUFACTURES (EXCLUDING FURNITURE)	155,184	-	-	-	-	-
DIV 65	TEXTILE YARN, FABRICS, MADE-UP ARICLES, N.E.S. AND RELATED PRODUCTS	-	-	34,763	-	-	-
DIV 67	IRON AND STEEL	3,338,423	-	-	-	-	-
SECT 0	FOOD	71,772	-	-	-	-	-
SECT 6	MANUFACTURED GOODS	3,493,607	-	34,763	-	-	-
	TOTAL - KUWAIT	3,565,379	-	34,763	-	-	-
***	KYRGYZSTAN						
GRP 831	TRAVEL GOODS, HANDBAGS AND SIMILAR CONTAINERS	-	-	2,363	-	-	-
DIV 83	TRAVEL GOODS, HANDBAGS AND SIMILAR CONTAINERS	-	-	2,363	-	-	-

SARAWAK

JADUAL 20 (SAMB) : NILAI EKSPORT, IMPORT DAN EKSPORT SEMULA MENGIKUT KUMPULAN, BAHAGIAN DAN SEKSYEN BAGI SETIAP NEGARA
 TABLE 20 (CONT'D) : VALUE OF EXPORTS, IMPORTS AND RE-EXPORTS BY GROUPS, DIVISIONS AND SECTIONS FOR EACH COUNTRY

GROUP / DIV / SECT	COUNTRY OF DESTINATION / ORIGIN	EXPORTS & RE-EXPORTS RM F.O.B.		IMPORTS RM C.I.F.		RE-EXPORTS RM F.O.B.	
		JAN - DIS	2020	JAN - DIS	2020	JAN - DIS	2020
SECT 8	MISCELLANEOUS MANUFACTURED ARTICLES	-	-	2,363	-	-	-
	TOTAL - KYRGYZSTAN	-	-	2,363	-	-	-
***	LAO, PEOPLE'S DEM. REP.						
GRP 562	FERTILIZERS, MANUFACTURED	-	-	2,455,795	-	-	-
DIV 56	FERTILIZERS, MANUFACTURED	-	-	2,455,795	-	-	-
SECT 5	CHEMICALS	-	-	2,455,795	-	-	-
	TOTAL - LAO, PEOPLE'S DEM. REP.	-	-	2,455,795	-	-	-
***	LATVIA						
GRP 322	BRIGUETTES, LIGNITE AND PEAT	-	-	30,701	-	-	-
GRP 931	SPECIAL TRANSACTIONS AND COMMODITIES	-	-	1,814	-	-	-
DIV 32	COAL, COKE AND BRIQUETTES	-	-	30,701	-	-	-
DIV 93	SPECIAL TRANSACTIONS AND COMMODITIES	-	-	1,814	-	-	-
SECT 3	MINERAL FUELS, LUBRICANTS, ETC.	-	-	30,701	-	-	-
SECT 9	MISCELLANEOUS TRANSACTIONS AND COMMODITIES	-	-	1,814	-	-	-
	TOTAL - LATVIA	-	-	32,515	-	-	-
***	LEBANON						
GRP 091	MARGARINE AND SHORTENING	736,923	-	-	-	-	-
GRP 112	ALCOHOLIC BEVERAGES	-	-	20,700	-	-	-
GRP 778	ELECTRICAL MACHINERY AND APPARATUS, N.E.S.	4,379,100	-	-	-	-	-
GRP 931	SPECIAL TRANSACTIONS AND COMMODITIES	-	-	2,345	-	-	-
DIV 09	MISCELLANEOUS EDIBLE PRODUCTS AND PREPARATIONS	736,923	-	-	-	-	-
DIV 11	BEVERAGES	-	-	20,700	-	-	-
DIV 77	ELECTRICAL MACHINERY, APPARATUS AND APPLIANCES, N.E.S. AND ELECTRICAL PARTS THEREOF	4,379,100	-	-	-	-	-
DIV 93	SPECIAL TRANSACTIONS AND COMMODITIES	-	-	2,345	-	-	-
SECT 0	FOOD	736,923	-	-	-	-	-
SECT 1	BEVERAGES AND TOBACCO	-	-	20,700	-	-	-
SECT 7	MACHINERY & TRANSPORT EQUIPMENT	4,379,100	-	-	-	-	-
SECT 9	MISCELLANEOUS TRANSACTIONS AND COMMODITIES	-	-	2,345	-	-	-
	TOTAL - LEBANON	5,116,023	-	23,045	-	-	-
***	LIBERIA						
GRP 695	TOOLS FOR USE IN THE HAND OR IN MACHINES	57,300	-	-	-	57,300	-
GRP 723	CIVIL ENGINEERING AND CONTRACTORS' PLANT AND EQUIPMENT	12,200	-	-	-	12,200	-
GRP 728	OTHER MACHINERY AND EQUIPMENT SPECIALIZED FOR PARTICULAR INDUSTRIES, AND PARTS THEREOF, N.E.S.	237,100	-	-	-	237,100	-
GRP 735	PARTS, NES AND ACCESSORIES FOR USE WITH MACHINES FALLING WITHIN HEADING 731 AND 733	8,200	-	-	-	8,200	-
GRP 931	SPECIAL TRANSACTIONS AND COMMODITIES	9,100	-	-	-	9,100	-
DIV 69	MANUFACTURES OF METAL, N.E.S.	57,300	-	-	-	57,300	-
DIV 72	MACHINERY SPECIALIZED FOR PARTICULAR INDUSTRIES	249,300	-	-	-	249,300	-
DIV 73	METALWORKING MACHINERY	8,200	-	-	-	8,200	-
DIV 93	SPECIAL TRANSACTIONS AND COMMODITIES	9,100	-	-	-	9,100	-
SECT 6	MANUFACTURED GOODS	57,300	-	-	-	57,300	-
SECT 7	MACHINERY & TRANSPORT EQUIPMENT	257,500	-	-	-	257,500	-
SECT 9	MISCELLANEOUS TRANSACTIONS AND COMMODITIES	9,100	-	-	-	9,100	-
	TOTAL - LIBERIA	323,900	-	-	-	323,900	-
***	LIBYAN ARAB JAMAHIRIYA						

SARAWAK

JADUAL 20 (SAMB) : NILAI EKSPORT, IMPORT DAN EKSPORT SEMULA MENGIKUT KUMPULAN, BAHAGIAN DAN SEKSYEN BAGI SETIAP NEGARA
 TABLE 20 (CONT'D) : VALUE OF EXPORTS, IMPORTS AND RE-EXPORTS BY GROUPS, DIVISIONS AND SECTIONS FOR EACH COUNTRY

GROUP / DIV / SECT	COUNTRY OF DESTINATION / ORIGIN	EXPORTS & RE-EXPORTS RM F.O.B.		IMPORTS RM C.I.F.		RE-EXPORTS RM F.O.B.	
		JAN - DIS	2020	JAN - DIS	2020	JAN - DIS	2020
GRP 091	MARGARINE AND SHORTENING	158,480		-		-	
GRP 422	OTHER FIXED VEGETABLE OILS, FLUID OR SOLID, CRUDE, REFINED OR PURIFIED	82,140		-		-	
DIV 09	MISCELLANEOUS EDIBLE PRODUCTS AND PREPARATIONS	158,480		-		-	
DIV 42	FIXED VEGETABLE OILS AND FATS, CRUDE, REFINED OR FRACTIONATED	82,140		-		-	
SECT 0	FOOD	158,480		-		-	
SECT 4	ANIMAL AND VEGETABLE OILS AND FATS	82,140		-		-	
	TOTAL - LIBYAN ARAB JAMAHIRIYA	240,620		-		-	
***	LITHUANIA						
GRP 322	BRIGUETTES, LIGNITE AND PEAT	-		95,184		-	
GRP 748	TRANSMISSION SHAFTS AND CRANKS; BEARING HOUSINGS AND PARTS THEREOF	-		2,040		-	
GRP 771	ELECTRIC POWER MACHINERY (OTHER THAN ROTATING ELECTRIC PLANT), AND PARTS THEREOF	-		13,218		-	
GRP 773	EQUIPMENT FOR DISTRIBUTING ELECTRICITY, N.E.S.	-		11,356		-	
GRP 842	WOMEN'S AND GIRLS' COATS, CAPES, JACKETS, SUITS, BLAZERS, TROUSERS, SHORTS AND SIMILAR ARTICLES OF TEXTILE FABRICS, NOT KNITTED OR CROCHETED	-		3,416		-	
GRP 931	SPECIAL TRANSACTIONS AND COMMODITIES	-		5,953		-	
DIV 32	COAL, COKE AND BRIQUETTES	-		95,184		-	
DIV 74	GENERAL INDUSTRIAL MACHINERY AND EQUIPMENT, N.E.S. AND MACHINE PARTS, N.E.S.	-		2,040		-	
DIV 77	ELECTRICAL MACHINERY, APPARATUS AND APPLIANCES, N.E.S. AND ELECTRICAL PARTS THEREOF	-		24,574		-	
DIV 84	ARTICLES OF APPAREL AND CLOTHING ACCESSORIES	-		3,416		-	
DIV 93	SPECIAL TRANSACTIONS AND COMMODITIES	-		5,953		-	
SECT 3	MINERAL FUELS, LUBRICANTS, ETC.	-		95,184		-	
SECT 7	MACHINERY & TRANSPORT EQUIPMENT	-		26,614		-	
SECT 8	MISCELLANEOUS MANUFACTURED ARTICLES	-		3,416		-	
SECT 9	MISCELLANEOUS TRANSACTIONS AND COMMODITIES	-		5,953		-	
	TOTAL - LITHUANIA	-		131,167		-	
***	LUXEMBOURG						
GRP 663	MINERAL MANUFACTURES, N.E.S.	-		26,183		-	
GRP 676	IRON AND STEEL BARS, RODS, ANGLES, SHAPES AND SECTIONS (INCLUDING SHEET PILING)	-		605,513		-	
GRP 728	OTHER MACHINERY AND EQUIPMENT SPECIALIZED FOR PARTICULAR INDUSTRIES, AND PARTS THEREOF, N.E.S.	-		56,845		-	
GRP 778	ELECTRICAL MACHINERY AND APPARATUS, N.E.S.	-		3,056		-	
GRP 931	SPECIAL TRANSACTIONS AND COMMODITIES	-		6,481		-	
DIV 66	NON-METALLIC MINERAL MANUFACTURES N.E.S.	-		26,183		-	
DIV 67	IRON AND STEEL	-		605,513		-	
DIV 72	MACHINERY SPECIALIZED FOR PARTICULAR INDUSTRIES	-		56,845		-	
DIV 77	ELECTRICAL MACHINERY, APPARATUS AND APPLIANCES, N.E.S. AND ELECTRICAL PARTS THEREOF	-		3,056		-	
DIV 93	SPECIAL TRANSACTIONS AND COMMODITIES	-		6,481		-	
SECT 6	MANUFACTURED GOODS	-		631,696		-	
SECT 7	MACHINERY & TRANSPORT EQUIPMENT	-		59,901		-	
SECT 9	MISCELLANEOUS TRANSACTIONS AND COMMODITIES	-		6,481		-	
	TOTAL - LUXEMBOURG	-		698,078		-	
***	MACAU						
GRP 025	BIRDS EGG AND EGG YOLK, FRESH, DRIED OR OTHERWISE PRESERVED, SWEETENED OR NOT; EGG ALBUMIN	93,919		-		-	
GRP 091	MARGARINE AND SHORTENING	138,020		-		57,206	
GRP 098	EDIBLE PRODUCTS AND PREPARATIONS, N.E.S.	202,500		-		-	
GRP 635	WOOD MANUFACTURES, N.E.S.	890,590		-		-	

SARAWAK

JADUAL 20 (SAMB) : NILAI EKSPORT, IMPORT DAN EKSPORT SEMULA MENGIKUT KUMPULAN, BAHAGIAN DAN SEKSYEN BAGI SETIAP NEGARA
 TABLE 20 (CONT'D) : VALUE OF EXPORTS, IMPORTS AND RE-EXPORTS BY GROUPS, DIVISIONS AND SECTIONS FOR EACH COUNTRY

GROUP / DIV / SECT	COUNTRY OF DESTINATION / ORIGIN	EXPORTS & RE-EXPORTS RM F.O.B.		IMPORTS RM C.I.F.		RE-EXPORTS RM F.O.B.	
		JAN - DIS	2020	JAN - DIS	2020	JAN - DIS	2020
GRP 931	SPECIAL TRANSACTIONS AND COMMODITIES	1,013		5,750		1,013	
DIV 02	DAIRY PRODUCT AND BIRDS EGGS	93,919		-		-	
DIV 09	MISCELLANEOUS EDIBLE PRODUCTS AND PREPARATIONS	340,520		-		57,206	
DIV 63	CORK AND WOOD MANUFACTURES (EXCLUDING FURNITURE)	890,590		-		-	
DIV 93	SPECIAL TRANSACTIONS AND COMMODITIES	1,013		5,750		1,013	
SECT 0	FOOD	434,439		-		57,206	
SECT 6	MANUFACTURED GOODS	890,590		-		-	
SECT 9	MISCELLANEOUS TRANSACTIONS AND COMMODITIES	1,013		5,750		1,013	
	TOTAL - MACAU	1,326,042		5,750		58,219	
***	MACEDONIA						
GRP 071	COFFEE AND COFFEE SUBSTITUTES	-		8,002		-	
GRP 931	SPECIAL TRANSACTIONS AND COMMODITIES	-		4,217		-	
DIV 07	COFFEE, TEA, COCOA, SPICES, AND MANUFACTURES THEREOF	-		8,002		-	
DIV 93	SPECIAL TRANSACTIONS AND COMMODITIES	-		4,217		-	
SECT 0	FOOD	-		8,002		-	
SECT 9	MISCELLANEOUS TRANSACTIONS AND COMMODITIES	-		4,217		-	
	TOTAL - MACEDONIA	-		12,219		-	
***	MADAGASCAR						
GRP 422	OTHER FIXED VEGETABLE OILS, FLUID OR SOLID, CRUDE, REFINED OR PURIFIED	17,942,032		-		-	
GRP 842	WOMEN'S AND GIRLS' COATS, CAPES, JACKETS, SUITS, BLAZERS, TROUSERS, SHORTS AND SIMILAR ARTICLES OF TEXTILE FABRICS, NOT KNITTED OR CROCHETED	-		8,760		-	
GRP 845	ARTICLES OF APPAREL, OF TEXTILE FABRICS, WHETHER OR NOT KNITTED OR CROCHETED, N.E.S.	-		5,003		-	
GRP 931	SPECIAL TRANSACTIONS AND COMMODITIES	-		5,934		-	
DIV 42	FIXED VEGETABLE OILS AND FATS, CRUDE, REFINED OR FRACTIONATED	17,942,032		-		-	
DIV 84	ARTICLES OF APPAREL AND CLOTHING ACCESSORIES	-		13,763		-	
DIV 93	SPECIAL TRANSACTIONS AND COMMODITIES	-		5,934		-	
SECT 4	ANIMAL AND VEGETABLE OILS AND FATS	17,942,032		-		-	
SECT 8	MISCELLANEOUS MANUFACTURED ARTICLES	-		13,763		-	
SECT 9	MISCELLANEOUS TRANSACTIONS AND COMMODITIES	-		5,934		-	
	TOTAL - MADAGASCAR	17,942,032		19,697		-	
***	MALAWI						
GRP 778	ELECTRICAL MACHINERY AND APPARATUS, N.E.S.	460,334		-		-	
DIV 77	ELECTRICAL MACHINERY, APPARATUS AND APPLIANCES, N.E.S. AND ELECTRICAL PARTS THEREOF	460,334		-		-	
SECT 7	MACHINERY & TRANSPORT EQUIPMENT	460,334		-		-	
	TOTAL - MALAWI	460,334		-		-	
***	MALAYSIA SABAH						
GRP 001	LIVE ANIMALS	350		1,137,567		-	
GRP 012	OTHER MEAT AND EDIBLE OFFAL, FRESH, CHILLED OR FROZEN	-		9,135		-	
GRP 017	MEAT AND EDIBLE MEAT OFFAL, PREPARED OR PRESERVED, N.E.S.	16,690		-		16,690	
GRP 022	MILK AND CREAM AND MILK PRODUCTS OTHER THAN BUTTER OR CHEESE	196,980		286		-	
GRP 023	BUTTER AND OTHER FATS AND OILS DERIVED FROM MILK	592,120		-		592,120	
GRP 024	CHEESE AND CURD	47,800		-		47,800	
GRP 025	BIRDS EGG AND EGG YOLK, FRESH, DRIED OR OTHERWISE PRESERVED, SWEETENED OR NOT; EGG ALBUMIN	-		17,482		-	

SARAWAK

JADUAL 20 (SAMB) : NILAI EKSPORT, IMPORT DAN EKSPORT SEMULA MENGIKUT KUMPULAN, BAHAGIAN DAN SEKSYEN BAGI SETIAP NEGARA
 TABLE 20 (CONT'D) : VALUE OF EXPORTS, IMPORTS AND RE-EXPORTS BY GROUPS, DIVISIONS AND SECTIONS FOR EACH COUNTRY

GROUP / DIV / SECT	COUNTRY OF DESTINATION / ORIGIN	EXPORTS & RE-EXPORTS RM F.O.B.		IMPORTS RM C.I.F.		RE-EXPORTS RM F.O.B.	
		JAN - DIS	2020	JAN - DIS	2020	JAN - DIS	2020
GRP 034	FISH, FRESH(LIVE OR DEAD), CHILLED OR FROZEN	29,160		8,533,492		-	
GRP 035	FISH, DRIED, SALTED OR IN BRINE;SMOKED FISH	-		44,815		-	
GRP 036	CRUSTACEANS AND MOLLUSCS, FRESH, CHILLED, FROZEN, SALTED OR IN BRINE OR DRIED	3,958		6,243,616		-	
GRP 037	FISH, CRUSTACEANS AND MOLLUSCS PREPARED OR PRESERVED, N.E.S.	1,146,918		786		-	
GRP 044	MAIZE (NOT INCLUDING SWEET CORN), UNMILLED	7,993,829		-		7,993,829	
GRP 048	CEREAL PREPARATIONS AND PREPARATION OF FLOUR OR STARCH OF FRUITS OR VEGETABLES	4,416,114		2,619		312,155	
GRP 054	VEGETABLES, FRESH, CHILLED, FROZEN OR SIMPLY PRESERVED	-		3,568,760		-	
GRP 056	VEGETABLES, ROOT AND TUBERS, PREPARED OR PRESERVED, N.E.S.	3,265		13,381		-	
GRP 057	FRUITS AND NUTS (NOT INCLUDING OIL NUTS), FRESH OR DRIED	500		83,048		500	
GRP 073	CHOCOLATE AND OTHER FOOD PREPARATIONS CONTAINING COCOA, N.E.S	14,700		-		14,700	
GRP 081	FEEDING STUFF FOR ANIMALS (NOT INCLUDING UNMILLED CEREALS)	1,761,060		579,600		1,690,120	
GRP 091	MARGARINE AND SHORTENING	1,141,827		-		298,058	
GRP 098	EDIBLE PRODUCTS AND PREPARATIONS, N.E.S.	3,230,259		1,685,399		1,437,542	
GRP 111	NON-ALCOHOLIC BEVERAGES, N.E.S.	7,372,604		177,698		458,049	
GRP 112	ALCOHOLIC BEVERAGES	487,686		-		454,193	
GRP 223	OIL SEEDS AND OLEAGINOUS FRUITS, FOR EXTRACTION OF OTHER FIXED VEGETABLE OILS	-		624,193		-	
GRP 245	FUEL WOOD (EXCLUDING WOOD WASTE) AND WOOD CHARCOAL	31,800		-		31,800	
GRP 248	WOOD, SIMPLY WORKED, AND RAILWAY SLEEPERS OF WOOD	12,082,226		127,160		-	
GRP 251	PULP AND WASTE PAPER	31,356		-		-	
GRP 272	FERTILIZERS, CRUDE	300,000		135,752		300,000	
GRP 273	STONE, SAND AND GRAVEL	2,224,541		114,712		130,645	
GRP 278	OTHER CRUDE MINERALS	399,411		-		399,411	
GRP 292	CRUDE VEGETABLE MATERIALS, N.E.S.	355,850		97,525		2,150	
GRP 334	PETROLEUM PRODUCTS, REFINED	32,201,610		366,339		32,201,610	
GRP 335	RESIDUAL PETROLEUM PRODUCTS, N.E.S. AND RELATED MATERIALS	2,314,762		-		-	
GRP 422	OTHER FIXED VEGETABLE OILS, FLUID OR SOLID, CRUDE, REFINED OR PURIFIED	32,937,282		-		-	
GRP 431	ANIMAL OR VEGETABLE OILS AND FATS, PROCESSED, AND WAXES OF ANIMAL OR VEGETABLE ORIGIN	-		16,924,382		-	
GRP 511	HYDROCARBONS, N.E.S. AND THEIR HALOGENATED, SULPHONATED, NITRATED OR NITROSATED DERIVATIVES	7,500		-		7,500	
GRP 512	ALCOHOLS, PHENOLS, PHENOL-ALCOHOLS, AND THEIR DERIVATIVES	-		2,088,391		-	
GRP 513	CARBOXYLIC ACIDS, ANHYDRIDES, HALIDES, PEROXIDES AND PEROXYACIDS AND DERIVATIVES	-		191,520		-	
GRP 522	INORGANIC CHEMICAL ELEMENTS, OXIDES AND HALOGEN SALTS	80,036		-		77,636	
GRP 523	METALLIC SALTS AND PEROXYSALTS, OF INORGANIC ACIDS	3,516,727		-		3,397,926	
GRP 533	PIGMENTS, PAINTS, VARNISHES AND RELATED MATERIALS	418,411		2,498		418,411	
GRP 541	MEDICINAL AND PHARMACEUTICAL PRODUCTS, OTHER THAN MEDICAMENTS OF GROUP 542	67,500		-		67,500	
GRP 542	MEDICAMENTS (INCLUDING VETERINARY MEDICAMENTS)	32,360		-		32,360	
GRP 551	ESSENTIAL OILS, PERFUME AND FLAVOUR MATERIALS	82,550		-		82,550	
GRP 553	PERFUMERY, COSMETICS AND TOILET PREPARATIONS	229,301		-		229,301	
GRP 554	SOAP, CLEANSING AND POLISHING PREPARATIONS	36,240		-		36,240	
GRP 562	FERTILIZERS, MANUFACTURED	6,069,510		86,989		-	
GRP 571	POLYMER OF ETHYLENE, IN PRIMARY FORMS	58,800		-		58,800	
GRP 574	POLYACETALS, OTHER POLYETHERS AND EPOXIDE RESINS, IN PRIMARY FORMS	74,000		-		74,000	
GRP 575	OTHER PLASTICS, IN PRIMARY FORMS	2,825		933,473		2,825	
GRP 581	TUBES, PIPES AND HOSES OF PLASTICS	379,092		-		379,092	
GRP 582	PLATES, SHEETS, FILM, COIL AND STRIP OF PLASTICS	149,958		-		149,958	
GRP 591	DISINFECTANTS, INSECTICIDES, FUNGICIDES, WEED KILLERS, ANTI-SPROUTING PRODUCTS, ETC.	20,160		-		20,160	
GRP 592	STARCHES, INULIN AND WHEAT GLUTEN; ALBUMINOIDAL SUBSTANCES; GLUES	163,382		-		3,300	
GRP 597	PREPARED ADDITIVES FOR MINERAL OILS; LUBRICATING PREPARATIONS	99,880		-		99,880	
GRP 598	MISCELLANEOUS CHEMICAL PRODUCTS, N.E.S.	142,882		101,754		142,551	

SARAWAK

JADUAL 20 (SAMB) : NILAI EKSPORT, IMPORT DAN EKSPORT SEMULA MENGIKUT KUMPULAN, BAHAGIAN DAN SEKSYEN BAGI SETIAP NEGARA
TABLE 20 (CONT'D) : VALUE OF EXPORTS, IMPORTS AND RE-EXPORTS BY GROUPS, DIVISIONS AND SECTIONS FOR EACH COUNTRY

GROUP / DIV / SECT	COUNTRY OF DESTINATION / ORIGIN	EXPORTS & RE-EXPORTS RM F.O.B.		IMPORTS RM C.I.F.		RE-EXPORTS RM F.O.B.	
		JAN - DIS	2020	JAN - DIS	2020	JAN - DIS	2020
GRP 599	RESIDUAL PRODUCTS OF THE CHEMICAL OR ALLIED INDUSTRIES, N.E.S; MUNICIPAL WASTE; SEWAGE SLUDGE OTHER WASTES	664,989		-		640,957	
GRP 621	MATERIALS OF RUBBER	76,667		-		76,667	
GRP 625	RUBBER TYRES, INTERCHANGEABLE TYRE TREADS, INNER TUBES AND TYRE FLABS	109,937		-		109,937	
GRP 629	ARTICLES OF RUBBER, N.E.S	154,669		-		154,669	
GRP 634	veneers, PLYWOOD, PARTICLE BOARD, AND OTHER WOOD, WORKED, N.E.S.	11,139,337		-		-	
GRP 635	WOOD MANUFACTURES, N.E.S.	383,511		-		-	
GRP 641	PAPER AND PAPERBOARD	6,888		-		-	
GRP 642	PAPER AND PAPERBOARD, CUT TO SIZE OR SHAPE, AND ARTICLES OF PAPER OR PAPERBOARD	916,301		-		406,409	
GRP 652	COTTON FABRICS, WOVEN (NOT INCLUDING NARROW OR SPECIAL FABRICS)	2,135		-		2,135	
GRP 657	SPECIAL YARNS, TEXTILE FABRICS AND RELATED PRODUCTS	18,339		-		18,339	
GRP 658	MADE-UP ARTICLES, WHOLLY OR CHIEFLY OF TEXTILE MATERIALS, N.E.S.	35,206		-		35,206	
GRP 661	LIME, CEMENT, AND FABRICATED CONSTRUCTION MATERIALS (EXCEPT GLASS AND CLAY MATERIALS)	2,769,362		-		2,654,677	
GRP 662	CLAY CONSTRUCTION MATERIALS AND REFRACTORY CONSTRUCTION MATERIALS	5,159,545		-		248,070	
GRP 663	MINERAL MANUFACTURES, N.E.S.	1,102,826		-		695,729	
GRP 664	GLASS	50,066		-		8,108	
GRP 665	GLASSWARE	68,628		-		38,323	
GRP 666	POTTERY	71,861		-		29,979	
GRP 672	INGOTS AND OTHER PRIMARY FORMS, OF IRON OR STEEL	4,104		-		-	
GRP 674	FLAT-ROLLED PRODUCTS, OF IRON OR NON-ALLOY STEEL, CLAD, PLATED OR COATED	19,815,529		-		-	
GRP 676	IRON AND STEEL BARS, RODS, ANGLES, SHAPES AND SECTIONS (INCLUDING SHEET PILING)	495,099		-		-	
GRP 678	WIRE OF IRON OR STEEL	311,920		-		-	
GRP 679	TUBES, PIPES AND HOLLOW PROFILES, AND TUBES OR PIPE FITTINGS, OF IRON OR STEEL	18,565,747		-		105,001	
GRP 691	STRUCTURES AND PARTS OF STRUCTURES, N.E.S., OF IRON, STEEL OR ALUMINIUM	982,690		-		-	
GRP 692	METAL CONTAINERS FOR STORAGE OR TRANSPORT	20,576,720		-		6,722,400	
GRP 693	WIRE PRODUCTS (EXCLUDING INSULATED ELECTRICAL WIRING) AND FENCING GRILLS	37,341		-		-	
GRP 694	NAILS, SCREWS, NUTS, BOLTS, RIVETS AND THE LIKE, OF IRON, STEEL, COPPER OR ALUMINIUM	185,392		-		109,990	
GRP 695	TOOLS FOR USE IN THE HAND OR IN MACHINES	6,384,111		-		6,384,111	
GRP 696	CUTLERY	39,940		-		39,940	
GRP 697	HOUSEHOLD EQUIPMENT OF BASE METAL, N.E.S.	1,858,687		-		652,356	
GRP 699	MANUFACTURES OF BASE METAL, N.E.S.	896,861		3,600		421,318	
GRP 711	STEAM OR OTHER VAPOUR GENERATING BOILERS, SUPERHEATED WATER BOILERS, AND AUXILIARY PLANT FOR USE THEREWITH; AND PARTS THEREOF	33,954		-		33,954	
GRP 713	INTERNAL COMBUSTION PISTON ENGINES, AND PARTS THEREOF, N.E.S.	8,000		-		8,000	
GRP 716	ROTATING ELECTRIC PLANT AND PARTS THEREOF, N.E.S.	192,105		9,000		192,105	
GRP 721	AGRICULTURAL MACHINERY (EXCLUDING TRACTORS) AND PARTS THEREOF	8,000		-		8,000	
GRP 723	CIVIL ENGINEERING AND CONTRACTORS' PLANT AND EQUIPMENT	1,229,124		-		1,229,124	
GRP 724	TEXTILE AND LEATHER MACHINERY, AND PARTS THEREOF, N.E.S.	4,000		-		4,000	
GRP 728	OTHER MACHINERY AND EQUIPMENT SPECIALIZED FOR PARTICULAR INDUSTRIES, AND PARTS THEREOF, N.E.S.	65,987		-		65,987	
GRP 731	MACHINE-TOOLS WORKING BY REMOVING METAL OR OTHER MATERIAL	11,000		-		11,000	
GRP 733	MACHINE-TOOLS FOR WORKING METAL, SINTERED METAL CARBIDES OF CERMETS, WITHOUT REMOVING MATERIAL	28,700		-		28,700	
GRP 735	PARTS, NES AND ACCESSORIES FOR USE WITH MACHINES FALLING WITHIN HEADING 731 AND 733	8,500		-		8,500	
GRP 737	METALWORKING MACHINERY (OTHER THAN MACHINE- TOOLS), AND PARTS THEROF, N.E.S.	311,508		-		311,508	
GRP 741	HEATING AND COOLING EQUIPMENT AND PARTS THEREOF, N.E.S.	8,038,110		-		8,038,110	
GRP 742	PUMPS FOR LIQUIDS, LIQUID ELEVATORS AND PARTS	498,870		3,000		498,870	

SARAWAK

JADUAL 20 (SAMB) : NILAI EKSPORT, IMPORT DAN EKSPORT SEMULA MENGIKUT KUMPULAN, BAHAGIAN DAN SEKSYEN BAGI SETIAP NEGARA
 TABLE 20 (CONT'D) : VALUE OF EXPORTS, IMPORTS AND RE-EXPORTS BY GROUPS, DIVISIONS AND SECTIONS FOR EACH COUNTRY

GROUP / DIV / SECT	COUNTRY OF DESTINATION / ORIGIN	EXPORTS & RE-EXPORTS RM F.O.B.		IMPORTS RM C.I.F.		RE-EXPORTS RM F.O.B.	
		JAN - DIS	2020	JAN - DIS	2020	JAN - DIS	2020
GRP 743	PUMPS (OTHER THAN PUMPS FOR LIQUIDS) AND COMPRESSORS AND FANS; CENTRIFUGES; FILTERING OR PURIFYING APPARATUS; AND PARTS THEREOF	10,506,206		-		10,506,206	
GRP 744	MECHANICAL HANDLING EQUIPMENT, AND PARTS THEREOF, N.E.S.	612,240		-		612,240	
GRP 745	OTHER NON-ELECTRICAL MACHINERY, TOOLS AND MECHANICAL APPARATUS, AND PARTS THEREOF, N.E.S.	239,707		-		239,707	
GRP 746	BALL OR ROLLER BEARINGS	196,807		-		196,807	
GRP 747	TAPS, COCKS, VALVES AND SIMILAR APPLIANCE	1,812,418		8,847		1,812,418	
GRP 748	TRANSMISSION SHAFTS AND CRANKS; BEARING HOUSINGS AND PARTS THEREOF	696,167		-		510,867	
GRP 749	NON-ELECTRIC PARTS AND ACCESSORIES OF MACHINERY, N.E.S.	2,089,787		-		2,089,787	
GRP 751	OFFICE MACHINES	81,334		-		81,334	
GRP 752	AUTOMATIC DATA PROCESSING MACHINES AND UNITS THEREOF	209,156		-		181,296	
GRP 759	PARTS AND ACCESSORIES FOR USE WITHIN GROUPS 751 AND 752	769,075		-		749,295	
GRP 761	TELEVISION RECEIVERS WITH RADIO-BROADCAST RECEIVERS, SOUND RECORDERS OR REPRODUCERS	83,750		-		83,750	
GRP 764	TELECOMMUNICATIONS EQUIPMENTS, N.E.S.; THEIR PARTS, AND ACCESSORIES USED IN DIVISION 76	2,415,847		-		2,411,367	
GRP 771	ELECTRIC POWER MACHINERY (OTHER THAN ROTATING ELECTRIC PLANT), AND PARTS THEREOF	666,417		-		666,417	
GRP 772	ELECTRICAL APPARATUS, RESISTOR, SWITCHBOARD AND CONTROL PANELS N.E.S., AND PARTS N.E.S.	1,366,499		-		1,131,919	
GRP 773	EQUIPMENT FOR DISTRIBUTING ELECTRICITY, N.E.S.	24,279		-		24,279	
GRP 774	ELECTRO-DIAGNOSTIC APPARATUS FOR MEDICAL, SURGICAL, DENTAL OR VETERINARY SCIENCES AND RADIOLOGICAL APPARATUS	27,700		-		27,700	
GRP 775	HOUSEHOLD TYPE, ELECTRICAL AND NON-ELECTRICAL EQUIPMENT, N.E.S.	580,285		-		580,285	
GRP 776	THERMIONIC VALVES AND TUBES; PHOTOCELLS; ETC., AND PARTS THEREOF, N.E.S.	127,094		-		122,094	
GRP 778	ELECTRICAL MACHINERY AND APPARATUS, N.E.S.	14,252,942		-		14,247,167	
GRP 781	MOTOR CARS AND OTHER MOTOR VEHICLES FOR THE TRANSPORT OF PERSONS	15,091,644		-		15,091,644	
GRP 782	MOTOR VEHICLES FOR THE TRANSPORT OF GOODS AND SPECIAL PURPOSE MOTOR VEHICLES	3,379,782		-		3,379,782	
GRP 783	ROAD MOTOR VEHICLES, N.E.S	626,500		-		626,500	
GRP 784	PARTS AND ACCESSORIES, OF THE MOTOR VEHICLES FALLING WITHIN HEADING 722, 781, 782 OR 783	177,584		-		177,584	
GRP 785	MOTORCYCLES, AND CYCLES, MOTORIZED AND NON-MOTORIZED; INVALID CARRIAGES	1,616,168		-		1,573,668	
GRP 786	TRAILERS AND SEMI-TRAILERS; OTHER VEHICLES, NOT MECHANICALLY PROPELLED; SPECIALLY DESIGNED AND EQUIPPED TRANSPORT CONTAINERS	14,250		-		14,250	
GRP 792	AIRCRAFT AND ASSOCIATED EQUIPMENT, SPACECRAFTS AND SPACECRAFT LAUNCH VEHICLES AND PARTS	76,144		-		76,144	
GRP 793	SHIPS, BOATS (INCLUDING HOVERCRAFT) AND FLOATING STRUCTURES	2,100		-		2,100	
GRP 811	PREFABRICATED BUILDINGS	174,000		-		174,000	
GRP 812	SANITARY, PLUMBING AND HEATING FIXTURES AND FITTINGS, N.E.S.	1,209,866		-		1,209,866	
GRP 813	LIGHTING FIXTURES AND FITTINGS, N.E.S.	98,266		-		98,266	
GRP 821	FURNITURE AND PARTS THEREOF	19,538		-		15,946	
GRP 831	TRAVEL GOODS, HANDBAGS AND SIMILAR CONTAINERS	5,391		-		5,391	
GRP 841	MEN'S OR BOYS' COATS, CAPES, JACKETS, SUITS, BLAZERS, TROUSERS, UNDERWEAR, ETC., OF TEXTILE FABRICS, NOT KNITTED OR CROCHETED	13,018		-		13,018	
GRP 842	WOMEN'S AND GIRLS' COATS, CAPES, JACKETS, SUITS, BLAZERS, TROUSERS, SHORTS AND SIMILAR ARTICLES OF TEXTILE FABRICS, NOT KNITTED OR CROCHETED	24,950		-		24,950	
GRP 845	ARTICLES OF APPAREL, OF TEXTILE FABRICS, WHETHER OR NOT KNITTED OR CROCHETED, N.E.S.	344,572		-		320,805	
GRP 846	CLOTHING ACCESSORIES, OF TEXTILE FABRICS, WHETHER OR NOT KNITTED OR CROCHETED	26,450		-		24,450	
GRP 851	FOOTWEAR	62,445		-		62,445	
GRP 871	OPTICAL INSTRUMENTS AND APPARATUS, N.E.S.	8,335		-		8,335	
GRP 872	MEDICAL INSTRUMENTS AND APPLIANCES, N.E.S.	233,396		-		233,396	
GRP 873	METERS AND COUNTERS, N.E.S.	37,719		-		37,719	
GRP 874	MEASURING, CHECKING, ANALYSING AND CONTROLLING INSTRUMENTS AND APPARATUS N.E.S.	1,511,524		4,159		1,511,524	

SARAWAK

JADUAL 20 (SAMB) : NILAI EKSPORT, IMPORT DAN EKSPORT SEMULA MENGIKUT KUMPULAN, BAHAGIAN DAN SEKSYEN BAGI SETIAP NEGARA
 TABLE 20 (CONT'D) : VALUE OF EXPORTS, IMPORTS AND RE-EXPORTS BY GROUPS, DIVISIONS AND SECTIONS FOR EACH COUNTRY

GROUP / DIV / SECT	COUNTRY OF DESTINATION / ORIGIN	EXPORTS & RE-EXPORTS RM F.O.B.		IMPORTS RM C.I.F.		RE-EXPORTS RM F.O.B.	
		JAN - DIS	2020	JAN - DIS	2020	JAN - DIS	2020
GRP 881	PHOTOGRAPHIC APPARATUS AND EQUIPMENT, N.E.S.	3,850		-		3,850	
GRP 884	OPTICAL GOODS, N.E.S.	26,630		-		26,630	
GRP 885	WATCHES AND CLOCKS	17,640		-		17,640	
GRP 891	ARMS AND AMMUNITION	25,198		-		25,198	
GRP 892	PRINTED MATTER	315,687		-		35,400	
GRP 893	ARTICLES, NES OF PLASTICS	1,155,821		-		1,132,360	
GRP 894	BABY CARRIAGES, TOYS, GAMES AND SPORTING GOODS	14,502		-		14,502	
GRP 898	MUSICAL INSTRUMENTS AND PARTS AND ACCESSORIES THEREOF	18,000		-		18,000	
GRP 899	MISCELLANEOUS MANUFACTURED ARTICLES, N.E.S.	374,592		-		374,592	
GRP 931	SPECIAL TRANSACTIONS AND COMMODITIES	1,884,863		881,953		566,080	
DIV 00	LIVE ANIMALS	350		1,137,567		-	
DIV 01	MEAT AND MEAT PREPARATIONS	16,690		9,135		16,690	
DIV 02	DAIRY PRODUCT AND BIRDS EGGS	836,900		17,768		639,920	
DIV 03	FISH, CRUSTACEANS AND MOLLUSCS, AND PREPARATIONS THEREOF	1,180,036		14,822,709		-	
DIV 04	CEREALS AND CEREAL PREPARATIONS	12,409,943		2,619		8,305,984	
DIV 05	VEGETABLES AND FRUITS	3,765		3,665,189		500	
DIV 07	COFFEE, TEA, COCOA, SPICES, AND MANUFACTURES THEREOF	14,700		-		14,700	
DIV 08	FEEDING STUFF FOR ANIMALS (NOT INCLUDING UNMILLED CEREALS)	1,761,060		579,600		1,690,120	
DIV 09	MISCELLANEOUS EDIBLE PRODUCTS AND PREPARATIONS	4,372,086		1,685,399		1,735,600	
DIV 11	BEVERAGES	7,860,290		177,698		912,242	
DIV 22	OIL SEEDS AND OLEAGINOUS FRUITS	-		624,193		-	
DIV 24	CORK AND WOOD	12,114,026		127,160		31,800	
DIV 25	PULP AND WASTE PAPER	31,356		-		-	
DIV 27	CRUDE FERTILIZERS AND CRUDE MINERALS (EXCLUDING COAL, PETROLEUM AND PRECIOUS STONES)	2,923,952		250,464		830,056	
DIV 29	CRUDE ANIMAL AND VEGETABLE MATERIALS, N.E.S.	355,850		97,525		2,150	
DIV 33	PETROLEUM, PETROLEUM PRODUCTS AND RELATED MATERIALS	34,516,372		366,339		32,201,610	
DIV 42	FIXED VEGETABLE OILS AND FATS, CRUDE, REFINED OR FRACTIONATED	32,937,282		-		-	
DIV 43	ANIMAL OR VEGETABLE OILS AND FATS, PROCESSED, AND WAXES OF ANIMAL OR VEGETABLE ORIGIN	-		16,924,382		-	
DIV 51	ORGANIC CHEMICALS	7,500		2,279,911		7,500	
DIV 52	INORGANIC CHEMICALS	3,596,763		-		3,475,562	
DIV 53	DYEING, TANNING AND COLOURING MATERIALS	418,411		2,498		418,411	
DIV 54	MEDICINAL AND PHARMACEUTICAL PRODUCTS	99,860		-		99,860	
DIV 55	ESSENTIAL OILS AND RESINOIDS AND PERFUME MATERIALS; TOILET, POLISHING AND CLEANSING PREPARATIONS	348,091		-		348,091	
DIV 56	FERTILIZERS, MANUFACTURED	6,069,510		86,989		-	
DIV 57	PLASTICS IN PRIMARY FORMS	135,625		933,473		135,625	
DIV 58	PLASTICS IN NON-PRIMARY FORMS	529,050		-		529,050	
DIV 59	CHEMICAL MATERIALS AND PRODUCTS, N.E.S.	1,091,293		101,754		906,848	
DIV 62	RUBBER MANUFACTURES, N.E.S.	341,273		-		341,273	
DIV 63	CORK AND WOOD MANUFACTURES (EXCLUDING FURNITURE)	11,522,848		-		-	
DIV 64	PAPER, PAPERBOARD, AND ARTICLES OF PAPER PULP, OF PAPER OR PAPERBOARD	923,189		-		406,409	
DIV 65	TEXTILE YARN, FABRICS, MADE-UP ARTICLES, N.E.S. AND RELATED PRODUCTS	55,680		-		55,680	
DIV 66	NON-METALLIC MINERAL MANUFACTURES N.E.S.	9,222,288		-		3,674,886	
DIV 67	IRON AND STEEL	39,192,399		-		105,001	
DIV 69	MANUFACTURES OF METAL, N.E.S.	30,961,742		3,600		14,330,115	
DIV 71	POWER GENERATING MACHINERY AND EQUIPMENT	234,059		9,000		234,059	
DIV 72	MACHINERY SPECIALIZED FOR PARTICULAR INDUSTRIES	1,307,111		-		1,307,111	
DIV 73	METALWORKING MACHINERY	359,708		-		359,708	
DIV 74	GENERAL INDUSTRIAL MACHINERY AND EQUIPMENT, N.E.S. AND MACHINE PARTS, N.E.S.	24,690,312		11,847		24,505,012	
DIV 75	OFFICE MACHINES AND AUTOMATIC DATA PROCESSING EQUIPMENT	1,059,565		-		1,011,925	
DIV 76	TELECOMMUNICATIONS AND SOUND RECORDING AND REPRODUCING APPARATUS AND EQUIPMENT	2,499,597		-		2,495,117	
DIV 77	ELECTRICAL MACHINERY, APPARATUS AND APPLIANCES, N.E.S. AND ELECTRICAL PARTS THEREOF	17,045,216		-		16,799,861	
DIV 78	ROAD VEHICLES (INCLUDING AIR - CUSHION VEHICLES)	20,905,928		-		20,863,428	

SARAWAK

JADUAL 20 (SAMB) : NILAI EKSPORT, IMPORT DAN EKSPORT SEMULA MENGIKUT KUMPULAN, BAHAGIAN DAN SEKSYEN BAGI SETIAP NEGARA
 TABLE 20 (CONT'D) : VALUE OF EXPORTS, IMPORTS AND RE-EXPORTS BY GROUPS, DIVISIONS AND SECTIONS FOR EACH COUNTRY

GROUP / DIV / SECT	COUNTRY OF DESTINATION / ORIGIN	EXPORTS & RE-EXPORTS RM F.O.B.		IMPORTS RM C.I.F.		RE-EXPORTS RM F.O.B.	
		JAN - DIS	2020	JAN - DIS	2020	JAN - DIS	2020
DIV 79	OTHERS TRANSPORT EQUIPMENT	78,244		-		78,244	
DIV 81	PREFABRICATED BUILDINGS, SANITARY, PLUMBING, HEATING AND LIGHTING FIXTURES AND FITTINGS, N.E.S.	1,482,132		-		1,482,132	
DIV 82	FURNITURE AND PARTS THEREOF	19,538		-		15,946	
DIV 83	TRAVEL GOODS, HANDBAGS AND SIMILAR CONTAINERS	5,391		-		5,391	
DIV 84	ARTICLES OF APPAREL AND CLOTHING ACCESSORIES	408,990		-		383,223	
DIV 85	FOOTWEAR	62,445		-		62,445	
DIV 87	PROFESSIONAL, SCIENTIFIC AND CONTROLLING INSTRUMENTS AND APPARATUS, N.E.S.	1,790,974		4,159		1,790,974	
DIV 88	PHOTOGRAPHIC APPARATUS, EQUIPMENT AND SUPPLIED AND OPTICAL GOODS, N.E.S., WATCHES AND CLOCKS	48,120		-		48,120	
DIV 89	MISCELLANEOUS MANUFACTURED ARTICLES, N.E.S.	1,903,800		-		1,600,052	
DIV 93	SPECIAL TRANSACTIONS AND COMMODITIES	1,884,863		881,953		566,080	
SECT 0	FOOD	20,595,530		21,919,986		12,403,514	
SECT 1	BEVERAGES AND TOBACCO	7,860,290		177,698		912,242	
SECT 2	CRUDE MATERIALS, INEDIBLE	15,425,184		1,099,342		864,006	
SECT 3	MINERAL FUELS, LUBRICANTS, ETC.	34,516,372		366,339		32,201,610	
SECT 4	ANIMAL AND VEGETABLE OILS AND FATS	32,937,282		16,924,382		-	
SECT 5	CHEMICALS	12,296,103		3,404,625		5,920,947	
SECT 6	MANUFACTURED GOODS	92,219,419		3,600		18,913,364	
SECT 7	MACHINERY & TRANSPORT EQUIPMENT	68,179,740		20,847		67,654,465	
SECT 8	MISCELLANEOUS MANUFACTURED ARTICLES	5,721,390		4,159		5,388,283	
SECT 9	MISCELLANEOUS TRANSACTIONS AND COMMODITIES	1,884,863		881,953		566,080	
	TOTAL - MALAYSIA SABAH	291,636,173		44,802,931		144,824,511	
***	MALAYSIA SARAWAK						
GRP 075	SPICES	-		464,169		-	
GRP 098	EDIBLE PRODUCTS AND PREPARATIONS, N.E.S.	-		604,062		-	
DIV 07	COFFEE, TEA, COCOA, SPICES, AND MANUFACTURES THEREOF	-		464,169		-	
DIV 09	MISCELLANEOUS EDIBLE PRODUCTS AND PREPARATIONS	-		604,062		-	
SECT 0	FOOD	-		1,068,231		-	
	TOTAL - MALAYSIA SARAWAK	-		1,068,231		-	
***	MALDIVES						
GRP 025	BIRDS EGG AND EGG YOLK, FRESH, DRIED OR OTHERWISE PRESERVED, SWEETENED OR NOT; EGG ALBUMIN	377,340		-		-	
GRP 098	EDIBLE PRODUCTS AND PREPARATIONS, N.E.S.	82,743		-		37,709	
GRP 248	WOOD, SIMPLY WORKED, AND RAILWAY SLEEPERS OF WOOD	1,022,043		-		-	
GRP 533	PIGMENTS, PAINTS, VARNISHES AND RELATED MATERIALS	2,278		-		2,278	
GRP 581	TUBES, PIPES AND HOSES OF PLASTICS	38,398		-		38,398	
GRP 634	veneers, PLYWOOD, PARTICLE BOARD, AND OTHER WOOD, WORKED, N.E.S.	114,596		-		-	
GRP 679	TUBES, PIPES AND HOLLOW PROFILES, AND TUBES OR PIPE FITTINGS, OF IRON OR STEEL	53,476		-		53,476	
GRP 691	STRUCTURES AND PARTS OF STRUCTURES, N.E.S., OF IRON, STEEL OR ALUMINIUM	18,511		-		18,511	
GRP 693	WIRE PRODUCTS (EXCLUDING INSULATED ELECTRICAL WIRING) AND FENCING GRILLS	159,954		-		159,954	
GRP 694	NAILS, SCREWS, NUTS, BOLTS, RIVETS AND THE LIKE, OF IRON, STEEL, COPPER OR ALUMINIUM	6,005		-		6,005	
GRP 695	TOOLS FOR USE IN THE HAND OR IN MACHINES	16,239		-		16,239	
GRP 699	MANUFACTURES OF BASE METAL, N.E.S.	26,540		-		26,540	
GRP 718	OTHER POWER GENERATING MACHINERY AND PARTS THEREOF, N.E.S.	4,456		-		4,456	
GRP 742	PUMPS FOR LIQUIDS, LIQUID ELEVATORS AND PARTS	4,952		-		4,952	
GRP 893	ARTICLES, NES OF PLASTICS	3,169		-		3,169	
GRP 931	SPECIAL TRANSACTIONS AND COMMODITIES	24,222		-		24,222	
DIV 02	DAIRY PRODUCT AND BIRDS EGGS	377,340		-		-	
DIV 09	MISCELLANEOUS EDIBLE PRODUCTS AND PREPARATIONS	82,743		-		37,709	
DIV 24	CORK AND WOOD	1,022,043		-		-	

SARAWAK

JADUAL 20 (SAMB) : NILAI EKSPORT, IMPORT DAN EKSPORT SEMULA MENGIKUT KUMPULAN, BAHAGIAN DAN SEKSYEN BAGI SETIAP NEGARA
 TABLE 20 (CONT'D) : VALUE OF EXPORTS, IMPORTS AND RE-EXPORTS BY GROUPS, DIVISIONS AND SECTIONS FOR EACH COUNTRY

GROUP / DIV / SECT	COUNTRY OF DESTINATION / ORIGIN	EXPORTS & RE-EXPORTS RM F.O.B.		IMPORTS RM C.I.F.		RE-EXPORTS RM F.O.B.	
		JAN - DIS	2020	JAN - DIS	2020	JAN - DIS	2020
DIV 53	DYEING, TANNING AND COLOURING MATERIALS	2,278		-		2,278	
DIV 58	PLASTICS IN NON-PRIMARY FORMS	38,398		-		38,398	
DIV 63	CORK AND WOOD MANUFACTURES (EXCLUDING FURNITURE)	114,596		-		-	
DIV 67	IRON AND STEEL	53,476		-		53,476	
DIV 69	MANUFACTURES OF METAL, N.E.S.	227,249		-		227,249	
DIV 71	POWER GENERATING MACHINERY AND EQUIPMENT	4,456		-		4,456	
DIV 74	GENERAL INDUSTRIAL MACHINERY AND EQUIPMENT, N.E.S. AND MACHINE PARTS, N.E.S.	4,952		-		4,952	
DIV 89	MISCELLANEOUS MANUFACTURED ARTICLES, N.E.S.	3,169		-		3,169	
DIV 93	SPECIAL TRANSACTIONS AND COMMODITIES	24,222		-		24,222	
SECT 0	FOOD	460,083		-		37,709	
SECT 2	CRUDE MATERIALS, INEDIBLE	1,022,043		-		-	
SECT 5	CHEMICALS	40,676		-		40,676	
SECT 6	MANUFACTURED GOODS	395,321		-		280,725	
SECT 7	MACHINERY & TRANSPORT EQUIPMENT	9,408		-		9,408	
SECT 8	MISCELLANEOUS MANUFACTURED ARTICLES	3,169		-		3,169	
SECT 9	MISCELLANEOUS TRANSACTIONS AND COMMODITIES	24,222		-		24,222	
	TOTAL - MALDIVES	1,954,922		-		395,909	
***	MALTA						
GRP 098	EDIBLE PRODUCTS AND PREPARATIONS, N.E.S.	-		2,928		-	
GRP 514	NITROGEN-FUNCTION COMPOUNDS	-		33,455		-	
GRP 581	TUBES, PIPES AND HOSES OF PLASTICS	-		3,176		-	
GRP 658	MADE-UP ARTICLES, WHOLLY OR CHIEFLY OF TEXTILE MATERIALS, N.E.S.	-		3,727		-	
GRP 661	LIME, CEMENT, AND FABRICATED CONSTRUCTION MATERIALS (EXCEPT GLASS AND CLAY MATERIALS)	-		175,104		-	
GRP 662	CLAY CONSTRUCTION MATERIALS AND REFRACTORY CONSTRUCTION MATERIALS	-		60,848		-	
GRP 711	STEAM OR OTHER VAPOUR GENERATING BOILERS, SUPERHEATED WATER BOILERS, AND AUXILIARY PLANT FOR USE THEREWITH; AND PARTS THEREOF	-		12,427		-	
GRP 745	OTHER NON-ELECTRICAL MACHINERY, TOOLS AND MECHANICAL APPARATUS, AND PARTS THEREOF, N.E.S.	-		15,000		-	
GRP 759	PARTS AND ACCESSORIES FOR USE WITHIN GROUPS 751 AND 752	-		23,859		-	
GRP 931	SPECIAL TRANSACTIONS AND COMMODITIES	205		14,140		205	
DIV 09	MISCELLANEOUS EDIBLE PRODUCTS AND PREPARATIONS	-		2,928		-	
DIV 51	ORGANIC CHEMICALS	-		33,455		-	
DIV 58	PLASTICS IN NON-PRIMARY FORMS	-		3,176		-	
DIV 65	TEXTILE YARN, FABRICS, MADE-UP ARTICLES, N.E.S. AND RELATED PRODUCTS	-		3,727		-	
DIV 66	NON-METALLIC MINERAL MANUFACTURES N.E.S.	-		235,952		-	
DIV 71	POWER GENERATING MACHINERY AND EQUIPMENT	-		12,427		-	
DIV 74	GENERAL INDUSTRIAL MACHINERY AND EQUIPMENT, N.E.S. AND MACHINE PARTS, N.E.S.	-		15,000		-	
DIV 75	OFFICE MACHINES AND AUTOMATIC DATA PROCESSING EQUIPMENT	-		23,859		-	
DIV 93	SPECIAL TRANSACTIONS AND COMMODITIES	205		14,140		205	
SECT 0	FOOD	-		2,928		-	
SECT 5	CHEMICALS	-		36,631		-	
SECT 6	MANUFACTURED GOODS	-		239,679		-	
SECT 7	MACHINERY & TRANSPORT EQUIPMENT	-		51,286		-	
SECT 9	MISCELLANEOUS TRANSACTIONS AND COMMODITIES	205		14,140		205	
	TOTAL - MALTA	205		344,664		205	
***	MARSHALL ISLANDS						
GRP 541	MEDICINAL AND PHARMACEUTICAL PRODUCTS, OTHER THAN MEDICAMENTS OF GROUP 542	-		3,054		-	
GRP 553	PERFUMERY, COSMETICS AND TOILET PREPARATIONS	-		20,631		-	
GRP 728	OTHER MACHINERY AND EQUIPMENT SPECIALIZED FOR PARTICULAR INDUSTRIES, AND PARTS THEREOF, N.E.S.	-		3,242		-	

SARAWAK

JADUAL 20 (SAMB) : NILAI EKSPORT, IMPORT DAN EKSPORT SEMULA MENGIKUT KUMPULAN, BAHAGIAN DAN SEKSYEN BAGI SETIAP NEGARA
 TABLE 20 (CONT'D) : VALUE OF EXPORTS, IMPORTS AND RE-EXPORTS BY GROUPS, DIVISIONS AND SECTIONS FOR EACH COUNTRY

GROUP / DIV / SECT	COUNTRY OF DESTINATION / ORIGIN	EXPORTS & RE-EXPORTS RM F.O.B.		IMPORTS RM C.I.F.		RE-EXPORTS RM F.O.B.	
		JAN - DIS	2020	JAN - DIS	2020	JAN - DIS	2020
GRP 759	PARTS AND ACCESSORIES FOR USE WITHIN GROUPS 751 AND 752	-	-	55,353	-	-	-
GRP 793	SHIPS, BOATS (INCLUDING HOVERCRAFT) AND FLOATING STRUCTURES	3,908,615	-	-	-	-	-
GRP 845	ARTICLES OF APPAREL, OF TEXTILE FABRICS, WHETHER OR NOT KNITTED OR CROCHETED, N.E.S.	-	-	116,985	-	-	-
GRP 881	PHOTOGRAPHIC APPARATUS AND EQUIPMENT, N.E.S.	-	-	11,325	-	-	-
GRP 891	ARMS AND AMMUNITION	-	-	4,500	-	-	-
GRP 894	BABY CARRIAGES, TOYS, GAMES AND SPORTING GOODS	-	-	10,129	-	-	-
GRP 895	OFFICE AND STATIONARY SUPPLIES, N.E.S.	-	-	9,410	-	-	-
GRP 931	SPECIAL TRANSACTIONS AND COMMODITIES	-	-	3,709	-	-	-
DIV 54	MEDICINAL AND PHARMACEUTICAL PRODUCTS	-	-	3,054	-	-	-
DIV 55	ESSENTIAL OILS AND RESINOIDS AND PERFUME MATERIALS; TOILET, POLISHING AND CLEANSING PREPARATIONS	-	-	20,631	-	-	-
DIV 72	MACHINERY SPECIALIZED FOR PARTICULAR INDUSTRIES	-	-	3,242	-	-	-
DIV 75	OFFICE MACHINES AND AUTOMATIC DATA PROCESSING EQUIPMENT	-	-	55,353	-	-	-
DIV 79	OTHERS TRANSPORT EQUIPMENT	3,908,615	-	-	-	-	-
DIV 84	ARTICLES OF APPAREL AND CLOTHING ACCESSORIES	-	-	116,985	-	-	-
DIV 88	PHOTOGRAPHIC APPARATUS, EQUIPMENT AND SUPPLIED AND OPTICAL GOODS, N.E.S., WATCHES AND CLOCKS	-	-	11,325	-	-	-
DIV 89	MISCELLANEOUS MANUFACTURED ARTICLES, N.E.S.	-	-	24,039	-	-	-
DIV 93	SPECIAL TRANSACTIONS AND COMMODITIES	-	-	3,709	-	-	-
SECT 5	CHEMICALS	-	-	23,685	-	-	-
SECT 7	MACHINERY & TRANSPORT EQUIPMENT	3,908,615	-	58,595	-	-	-
SECT 8	MISCELLANEOUS MANUFACTURED ARTICLES	-	-	152,349	-	-	-
SECT 9	MISCELLANEOUS TRANSACTIONS AND COMMODITIES	-	-	3,709	-	-	-
	TOTAL - MARSHALL ISLANDS	3,908,615	-	238,338	-	-	-
***	MAURITIUS						
GRP 075	SPICES	268,043	-	-	-	-	-
GRP 248	WOOD, SIMPLY WORKED, AND RAILWAY SLEEPERS OF WOOD	1,425,680	-	-	-	-	-
GRP 676	IRON AND STEEL BARS, RODS, ANGLES, SHAPES AND SECTIONS (INCLUDING SHEET PILING)	-	-	158,795	-	-	-
GRP 684	ALUMINIUM (INCLUDING ALLOYS)	389,805	-	-	-	-	-
GRP 699	MANUFACTURES OF BASE METAL, N.E.S.	13,092	-	-	-	13,092	-
GRP 733	MACHINE-TOOLS FOR WORKING METAL, SINTERED METAL CARBIDES OF CERMETS, WITHOUT REMOVING MATERIAL	6,670	-	-	-	6,670	-
GRP 775	HOUSEHOLD TYPE, ELECTRICAL AND NON-ELECTRICAL EQUIPMENT, N.E.S.	-	-	17,776	-	-	-
GRP 821	FURNITURE AND PARTS THEREOF	51,743	-	-	-	51,743	-
GRP 893	ARTICLES, NES OF PLASTICS	-	-	23,594	-	-	-
GRP 895	OFFICE AND STATIONARY SUPPLIES, N.E.S.	201,599	-	-	-	-	-
GRP 931	SPECIAL TRANSACTIONS AND COMMODITIES	1,200	-	5,782	-	1,200	-
DIV 07	COFFEE, TEA, COCOA, SPICES, AND MANUFACTURES THEREOF	268,043	-	-	-	-	-
DIV 24	CORK AND WOOD	1,425,680	-	-	-	-	-
DIV 67	IRON AND STEEL	-	-	158,795	-	-	-
DIV 68	NON-FERROUS METALS	389,805	-	-	-	-	-
DIV 69	MANUFACTURES OF METAL, N.E.S.	13,092	-	-	-	13,092	-
DIV 73	METALWORKING MACHINERY	6,670	-	-	-	6,670	-
DIV 77	ELECTRICAL MACHINERY, APPARATUS AND APPLIANCES, N.E.S. AND ELECTRICAL PARTS THEREOF	-	-	17,776	-	-	-
DIV 82	FURNITURE AND PARTS THEREOF	51,743	-	-	-	51,743	-
DIV 89	MISCELLANEOUS MANUFACTURED ARTICLES, N.E.S.	201,599	-	23,594	-	-	-
DIV 93	SPECIAL TRANSACTIONS AND COMMODITIES	1,200	-	5,782	-	1,200	-
SECT 0	FOOD	268,043	-	-	-	-	-
SECT 2	CRUDE MATERIALS, INEDIBLE	1,425,680	-	-	-	-	-
SECT 6	MANUFACTURED GOODS	402,897	-	158,795	-	13,092	-
SECT 7	MACHINERY & TRANSPORT EQUIPMENT	6,670	-	17,776	-	6,670	-
SECT 8	MISCELLANEOUS MANUFACTURED ARTICLES	253,342	-	23,594	-	51,743	-

SARAWAK

JADUAL 20 (SAMB) : NILAI EKSPORT, IMPORT DAN EKSPORT SEMULA MENGIKUT KUMPULAN, BAHAGIAN DAN SEKSYEN BAGI SETIAP NEGARA
 TABLE 20 (CONT'D) : VALUE OF EXPORTS, IMPORTS AND RE-EXPORTS BY GROUPS, DIVISIONS AND SECTIONS FOR EACH COUNTRY

GROUP / DIV / SECT	COUNTRY OF DESTINATION / ORIGIN	EXPORTS & RE-EXPORTS RM F.O.B.		IMPORTS RM C.I.F.		RE-EXPORTS RM F.O.B.	
		JAN - DIS	2020	JAN - DIS	2020	JAN - DIS	2020
SECT 9	MISCELLANEOUS TRANSACTIONS AND COMMODITIES		1,200		5,782		1,200
	TOTAL - MAURITIUS		2,357,832		205,947		72,705
***	MEXICO						
GRP 034	FISH, FRESH(LIVE OR DEAD), CHILLED OR FROZEN		-		127,923		-
GRP 036	CRUSTACEANS AND MOLLUSCS, FRESH, CHILLED, FROZEN, SALTED OR IN BRINE OR DRIED		-		1,681,538		-
GRP 037	FISH, CRUSTACEANS AND MOLLUSCS PREPARED OR PRESERVED, N.E.S.		-		63,500		-
GRP 057	FRUITS AND NUTS (NOT INCLUDING OIL NUTS), FRESH OR DRIED		-		573,402		-
GRP 112	ALCOHOLIC BEVERAGES		-		87,362		-
GRP 335	RESIDUAL PETROLEUM PRODUCTS, N.E.S. AND RELATED MATERIALS		2,189,007		-		-
GRP 522	INORGANIC CHEMICAL ELEMENTS, OXIDES AND HALOGEN SALTS		2,267,746		-		337,011
GRP 523	METALLIC SALTS AND PEROXYSALTS, OF INORGANIC ACIDS		-		3,108,086		-
GRP 541	MEDICINAL AND PHARMACEUTICAL PRODUCTS, OTHER THAN MEDICAMENTS OF GROUP 542		-		5,892		-
GRP 553	PERFUMERY, COSMETICS AND TOILET PREPARATIONS		-		3,875		-
GRP 598	MISCELLANEOUS CHEMICAL PRODUCTS, N.E.S.		-		12,253		-
GRP 629	ARTICLES OF RUBBER, N.E.S.		-		53,439		-
GRP 634	VENEERS, PLYWOOD, PARTICLE BOARD, AND OTHER WOOD, WORKED, N.E.S.		12,457,551		-		-
GRP 671	PIG IRON, SPIEGELEISEN, SPONGE IRON, IRON OR STEEL GRANULES AND POWDERS AND FERRO-ALLOYS		124,325		-		-
GRP 679	TUBES, PIPES AND HOLLOW PROFILES, AND TUBES OR PIPE FITTINGS, OF IRON OR STEEL		-		190,840		-
GRP 684	ALUMINIUM (INCLUDING ALLOYS)		69,057,089		-		-
GRP 685	LEAD (INCLUDING ALLOYS)		-		805,418		-
GRP 694	NAILS, SCREWS, NUTS, BOLTS, RIVETS AND THE LIKE, OF IRON, STEEL, COPPER OR ALUMINIUM		-		17,938		-
GRP 695	TOOLS FOR USE IN THE HAND OR IN MACHINES		-		562,411		-
GRP 697	HOUSEHOLD EQUIPMENT OF BASE METAL, N.E.S.		-		5,675		-
GRP 699	MANUFACTURES OF BASE METAL, N.E.S.		-		18,292		-
GRP 713	INTERNAL COMBUSTION PISTON ENGINES, AND PARTS THEREOF, N.E.S.		-		518,801		-
GRP 714	ENGINES AND MOTORS, NON-ELECTRIC, AND PARTS, N.E.S.		-		101,954		-
GRP 716	ROTATING ELECTRIC PLANT AND PARTS THEREOF, N.E.S.		-		106,137		-
GRP 718	OTHER POWER GENERATING MACHINERY AND PARTS THEREOF, N.E.S.		-		33,331		-
GRP 723	CIVIL ENGINEERING AND CONTRACTORS' PLANT AND EQUIPMENT		-		46,203		-
GRP 728	OTHER MACHINERY AND EQUIPMENT SPECIALIZED FOR PARTICULAR INDUSTRIES, AND PARTS THEREOF, N.E.S.		-		15,792		-
GRP 737	METALWORKING MACHINERY (OTHER THAN MACHINE- TOOLS), AND PARTS THEROF, N.E.S.		-		3,550		-
GRP 741	HEATING AND COOLING EQUIPMENT AND PARTS THEREOF, N.E.S.		570,782		812,190		570,782
GRP 742	PUMPS FOR LIQUIDS, LIQUID ELEVATORS AND PARTS		-		787,525		-
GRP 743	PUMPS (OTHER THAN PUMPS FOR LIQUIDS) AND COMPRESSORS AND FANS; CENTRIFUGES; FILTERING OR PURIFYING APPARATUS; AND PARTS THEREOF		-		830,530		-
GRP 746	BALL OR ROLLER BEARINGS		-		13,219		-
GRP 747	TAPS, COCKS, VALVES AND SIMILAR APPLIANCE		-		176,609		-
GRP 748	TRANSMISSION SHAFTS AND CRANKS; BEARING HOUSINGS AND PARTS THEREOF		-		11,623		-
GRP 749	NON-ELECTRIC PARTS AND ACCESSORIES OF MACHINERY, N.E.S.		-		77,511		-
GRP 752	AUTOMATIC DATA PROCESSING MACHINES AND UNITS THEREOF		-		45,092		-
GRP 761	TELEVISION RECEIVERS WITH RADIO-BROADCAST RECEIVERS, SOUND RECORDERS OR REPRODUCERS		-		10,871		-
GRP 764	TELECOMMUNICATIONS EQUIPMENTS, N.E.S.; THEIR PARTS, AND ACCESSORIES USED IN DIVISION 76		-		17,840		-
GRP 772	ELECTRICAL APPARATUS, RESISTOR, SWITCHBOARD AND CONTROL PANELS N.E.S., AND PARTS N.E.S.		-		507,920		-
GRP 773	EQUIPMENT FOR DISTRIBUTING ELECTRICITY, N.E.S.		-		78,519		-
GRP 776	THERMIONIC VALVES AND TUBES; PHOTOCELLS; ETC., AND PARTS THEREOF, N.E.S.		-		23,917		-
GRP 778	ELECTRICAL MACHINERY AND APPARATUS, N.E.S.		-		308,297		-

SARAWAK

JADUAL 20 (SAMB) : NILAI EKSPORT, IMPORT DAN EKSPORT SEMULA MENGIKUT KUMPULAN, BAHAGIAN DAN SEKSYEN BAGI SETIAP NEGARA
 TABLE 20 (CONT'D) : VALUE OF EXPORTS, IMPORTS AND RE-EXPORTS BY GROUPS, DIVISIONS AND SECTIONS FOR EACH COUNTRY

GROUP / DIV / SECT	COUNTRY OF DESTINATION / ORIGIN	EXPORTS & RE-EXPORTS RM F.O.B.		IMPORTS RM C.I.F.		RE-EXPORTS RM F.O.B.	
		JAN - DIS	2020	JAN - DIS	2020	JAN - DIS	2020
GRP 781	MOTOR CARS AND OTHER MOTOR VEHICLES FOR THE TRANSPORT OF PERSONS	-	-	769,015	-	-	-
GRP 784	PARTS AND ACCESSORIES, OF THE MOTOR VEHICLES FALLING WITHIN HEADING 722, 781, 782 OR 783	-	-	11,020	-	-	-
GRP 792	AIRCRAFT AND ASSOCIATED EQUIPMENT, SPACECRAFTS AND SPACECRAFT LAUNCH VEHICLES AND PARTS	-	-	13,383	-	-	-
GRP 846	CLOTHING ACCESSORIES, OF TEXTILE FABRICS, WHETHER OR NOT KNITTED OR CROCHETED	-	-	5,023	-	-	-
GRP 873	METERS AND COUNTERS, N.E.S.	-	-	30,984	-	-	-
GRP 874	MEASURING, CHECKING, ANALYSING AND CONTROLLING INSTRUMENTS AND APPARATUS N.E.S.	-	-	230,403	-	-	-
GRP 893	ARTICLES, NES OF PLASTICS	-	-	53,335	-	-	-
GRP 896	WORKS OF ART, COLLECTORS' PIECES AND ANTIQUES	-	-	5,050	-	-	-
GRP 898	MUSICAL INSTRUMENTS AND PARTS AND ACCESSORIES THEREOF	-	-	11,551	-	-	-
GRP 931	SPECIAL TRANSACTIONS AND COMMODITIES	-	-	519,881	-	-	-
DIV 03	FISH, CRUSTACEANS AND MOLLUSCS, AND PREPARATIONS THEREOF	-	-	1,872,961	-	-	-
DIV 05	VEGETABLES AND FRUITS	-	-	573,402	-	-	-
DIV 11	BEVERAGES	-	-	87,362	-	-	-
DIV 33	PETROLEUM, PETROLEUM PRODUCTS AND RELATED MATERIALS	2,189,007	-	-	-	-	-
DIV 52	INORGANIC CHEMICALS	2,267,746	-	3,108,086	-	337,011	-
DIV 54	MEDICINAL AND PHARMACEUTICAL PRODUCTS	-	-	5,892	-	-	-
DIV 55	ESSENTIAL OILS AND RESINOIDS AND PERFUME MATERIALS; TOILET, POLISHING AND CLEANSING PREPARATIONS	-	-	3,875	-	-	-
DIV 59	CHEMICAL MATERIALS AND PRODUCTS, N.E.S.	-	-	12,253	-	-	-
DIV 62	RUBBER MANUFACTURES, N.E.S.	-	-	53,439	-	-	-
DIV 63	CORK AND WOOD MANUFACTURES (EXCLUDING FURNITURE)	12,457,551	-	-	-	-	-
DIV 67	IRON AND STEEL	124,325	-	190,840	-	-	-
DIV 68	NON-FERROUS METALS	69,057,089	-	805,418	-	-	-
DIV 69	MANUFACTURES OF METAL, N.E.S.	-	-	604,316	-	-	-
DIV 71	POWER GENERATING MACHINERY AND EQUIPMENT	-	-	760,223	-	-	-
DIV 72	MACHINERY SPECIALIZED FOR PARTICULAR INDUSTRIES	-	-	61,995	-	-	-
DIV 73	METALWORKING MACHINERY	-	-	3,550	-	-	-
DIV 74	GENERAL INDUSTRIAL MACHINERY AND EQUIPMENT, N.E.S. AND MACHINE PARTS, N.E.S.	570,782	-	2,709,207	-	570,782	-
DIV 75	OFFICE MACHINES AND AUTOMATIC DATA PROCESSING EQUIPMENT	-	-	45,092	-	-	-
DIV 76	TELECOMMUNICATIONS AND SOUND RECORDING AND REPRODUCING APPARATUS AND EQUIPMENT	-	-	28,711	-	-	-
DIV 77	ELECTRICAL MACHINERY, APPARATUS AND APPLIANCES, N.E.S. AND ELECTRICAL PARTS THEREOF	-	-	918,653	-	-	-
DIV 78	ROAD VEHICLES (INCLUDING AIR - CUSHION VEHICLES)	-	-	780,035	-	-	-
DIV 79	OTHERS TRANSPORT EQUIPMENT	-	-	13,383	-	-	-
DIV 84	ARTICLES OF APPAREL AND CLOTHING ACCESSORIES	-	-	5,023	-	-	-
DIV 87	PROFESSIONAL, SCIENTIFIC AND CONTROLLING INSTRUMENTS AND APPARATUS, N.E.S.	-	-	261,387	-	-	-
DIV 89	MISCELLANEOUS MANUFACTURED ARTICLES, N.E.S.	-	-	69,936	-	-	-
DIV 93	SPECIAL TRANSACTIONS AND COMMODITIES	-	-	519,881	-	-	-
SECT 0	FOOD	-	-	2,446,363	-	-	-
SECT 1	BEVERAGES AND TOBACCO	-	-	87,362	-	-	-
SECT 3	MINERAL FUELS, LUBRICANTS, ETC.	2,189,007	-	-	-	-	-
SECT 5	CHEMICALS	2,267,746	-	3,130,106	-	337,011	-
SECT 6	MANUFACTURED GOODS	81,638,965	-	1,654,013	-	-	-
SECT 7	MACHINERY & TRANSPORT EQUIPMENT	570,782	-	5,320,849	-	570,782	-
SECT 8	MISCELLANEOUS MANUFACTURED ARTICLES	-	-	336,346	-	-	-
SECT 9	MISCELLANEOUS TRANSACTIONS AND COMMODITIES	-	-	519,881	-	-	-
	TOTAL - MEXICO	86,666,500	-	13,494,920	-	907,793	-
***	MOLDOVA, REPUBLIC OF						
GRP 041	WHEAT (INCLUDING SPELT) AND MESLIN, UNMILLED	-	-	6,908,536	-	-	-
GRP 931	SPECIAL TRANSACTIONS AND COMMODITIES	-	-	203	-	-	-
DIV 04	CEREALS AND CEREAL PREPARATIONS	-	-	6,908,536	-	-	-

SARAWAK

JADUAL 20 (SAMB) : NILAI EKSPORT, IMPORT DAN EKSPORT SEMULA MENGIKUT KUMPULAN, BAHAGIAN DAN SEKSYEN BAGI SETIAP NEGARA
 TABLE 20 (CONT'D) : VALUE OF EXPORTS, IMPORTS AND RE-EXPORTS BY GROUPS, DIVISIONS AND SECTIONS FOR EACH COUNTRY

GROUP / DIV / SECT	COUNTRY OF DESTINATION / ORIGIN	EXPORTS & RE-EXPORTS RM F.O.B.		IMPORTS RM C.I.F.		RE-EXPORTS RM F.O.B.	
		JAN - DIS	2020	JAN - DIS	2020	JAN - DIS	2020
DIV 93	SPECIAL TRANSACTIONS AND COMMODITIES	-	-	203	-	-	-
SECT 0	FOOD	-	-	6,908,536	-	-	-
SECT 9	MISCELLANEOUS TRANSACTIONS AND COMMODITIES	-	-	203	-	-	-
	TOTAL - MOLDOVA, REPUBLIC OF	-	-	6,908,739	-	-	-
***	MONGOLIA, PEOPLE'S REP. OF						
GRP 634	VENEERS, PLYWOOD, PARTICLE BOARD, AND OTHER WOOD, WORKED, N.E.S.	111,417	-	-	-	-	-
DIV 63	CORK AND WOOD MANUFACTURES (EXCLUDING FURNITURE)	111,417	-	-	-	-	-
SECT 6	MANUFACTURED GOODS	111,417	-	-	-	-	-
	TOTAL - MONGOLIA, PEOPLE'S REP. OF	111,417	-	-	-	-	-
***	MONTENEGRO						
GRP 684	ALUMINIUM (INCLUDING ALLOYS)	384,211	-	-	-	-	-
GRP 931	SPECIAL TRANSACTIONS AND COMMODITIES	-	-	208	-	-	-
DIV 68	NON-FERROUS METALS	384,211	-	-	-	-	-
DIV 93	SPECIAL TRANSACTIONS AND COMMODITIES	-	-	208	-	-	-
SECT 6	MANUFACTURED GOODS	384,211	-	-	-	-	-
SECT 9	MISCELLANEOUS TRANSACTIONS AND COMMODITIES	-	-	208	-	-	-
	TOTAL - MONTENEGRO	384,211	-	208	-	-	-
***	MOROCCO						
GRP 057	FRUITS AND NUTS (NOT INCLUDING OIL NUTS), FRESH OR DRIED	-	-	9,365	-	-	-
GRP 422	OTHER FIXED VEGETABLE OILS, FLUID OR SOLID, CRUDE, REFINED OR PURIFIED	13,317,816	-	-	-	-	-
GRP 671	PIG IRON, SPIEGELEISEN, SPONGE IRON, IRON OR STEEL GRANULES AND POWDERS AND FERRO-ALLOYS	711,398	-	-	-	-	-
GRP 699	MANUFACTURES OF BASE METAL, N.E.S.	-	-	2,331	-	-	-
GRP 747	TAPS, COCKS, VALVES AND SIMILAR APPLIANCE	-	-	7,826	-	-	-
GRP 749	NON-ELECTRIC PARTS AND ACCESSORIES OF MACHINERY, N.E.S.	-	-	2,125	-	-	-
GRP 931	SPECIAL TRANSACTIONS AND COMMODITIES	320	-	23,013	-	320	-
DIV 05	VEGETABLES AND FRUITS	-	-	9,365	-	-	-
DIV 42	FIXED VEGETABLE OILS AND FATS, CRUDE, REFINED OR FRACTIONATED	13,317,816	-	-	-	-	-
DIV 67	IRON AND STEEL	711,398	-	-	-	-	-
DIV 69	MANUFACTURES OF METAL, N.E.S.	-	-	2,331	-	-	-
DIV 74	GENERAL INDUSTRIAL MACHINERY AND EQUIPMENT, N.E.S. AND MACHINE PARTS, N.E.S.	-	-	9,951	-	-	-
DIV 93	SPECIAL TRANSACTIONS AND COMMODITIES	320	-	23,013	-	320	-
SECT 0	FOOD	-	-	9,365	-	-	-
SECT 4	ANIMAL AND VEGETABLE OILS AND FATS	13,317,816	-	-	-	-	-
SECT 6	MANUFACTURED GOODS	711,398	-	2,331	-	-	-
SECT 7	MACHINERY & TRANSPORT EQUIPMENT	-	-	9,951	-	-	-
SECT 9	MISCELLANEOUS TRANSACTIONS AND COMMODITIES	320	-	23,013	-	320	-
	TOTAL - MOROCCO	14,029,534	-	44,660	-	320	-
***	MOZAMBIQUE						
GRP 422	OTHER FIXED VEGETABLE OILS, FLUID OR SOLID, CRUDE, REFINED OR PURIFIED	236,391,735	-	-	-	-	-
GRP 431	ANIMAL OR VEGETABLE OILS AND FATS, PROCESSED, AND WAXES OF ANIMAL OR VEGETABLE ORIGIN	8,345,410	-	-	-	-	-
GRP 512	ALCOHOLS, PHENOLS, PHENOL-ALCOHOLS, AND THEIR DERIVATIVES	22,066,105	-	-	-	-	-
GRP 728	OTHER MACHINERY AND EQUIPMENT SPECIALIZED FOR PARTICULAR INDUSTRIES, AND PARTS THEREOF, N.E.S.	2,580	-	-	-	2,580	-

SARAWAK

JADUAL 20 (SAMB) : NILAI EKSPORT, IMPORT DAN EKSPORT SEMULA MENGIKUT KUMPULAN, BAHAGIAN DAN SEKSYEN BAGI SETIAP NEGARA
 TABLE 20 (CONT'D) : VALUE OF EXPORTS, IMPORTS AND RE-EXPORTS BY GROUPS, DIVISIONS AND SECTIONS FOR EACH COUNTRY

GROUP / DIV / SECT	COUNTRY OF DESTINATION / ORIGIN	EXPORTS & RE-EXPORTS RM F.O.B.		IMPORTS RM C.I.F.		RE-EXPORTS RM F.O.B.	
		JAN - DIS	2020	JAN - DIS	2020	JAN - DIS	2020
DIV 42	FIXED VEGETABLE OILS AND FATS, CRUDE, REFINED OR FRACTIONATED	236,391,735		-		-	
DIV 43	ANIMAL OR VEGETABLE OILS AND FATS, PROCESSED, AND WAXES OF ANIMAL OR VEGETABLE ORIGIN	8,345,410		-		-	
DIV 51	ORGANIC CHEMICALS	22,066,105		-		-	
DIV 72	MACHINERY SPECIALIZED FOR PARTICULAR INDUSTRIES	2,580		-		2,580	
SECT 4	ANIMAL AND VEGETABLE OILS AND FATS	244,737,145		-		-	
SECT 5	CHEMICALS	22,066,105		-		-	
SECT 7	MACHINERY & TRANSPORT EQUIPMENT	2,580		-		2,580	
	TOTAL - MOZAMBIQUE	266,805,830		-		2,580	
***	NAMIBIA						
GRP 723	CIVIL ENGINEERING AND CONTRACTORS' PLANT AND EQUIPMENT	-		3,305		-	
GRP 747	TAPS, COCKS, VALVES AND SIMILAR APPLIANCE	-		7,968		-	
GRP 874	MEASURING, CHECKING, ANALYSING AND CONTROLLING INSTRUMENTS AND APPARATUS N.E.S.	-		2,204		-	
GRP 931	SPECIAL TRANSACTIONS AND COMMODITIES	-		3,281		-	
DIV 72	MACHINERY SPECIALIZED FOR PARTICULAR INDUSTRIES	-		3,305		-	
DIV 74	GENERAL INDUSTRIAL MACHINERY AND EQUIPMENT, N.E.S. AND MACHINE PARTS, N.E.S.	-		7,968		-	
DIV 87	PROFESSIONAL, SCIENTIFIC AND CONTROLLING INSTRUMENTS AND APPARATUS, N.E.S.	-		2,204		-	
DIV 93	SPECIAL TRANSACTIONS AND COMMODITIES	-		3,281		-	
SECT 7	MACHINERY & TRANSPORT EQUIPMENT	-		11,273		-	
SECT 8	MISCELLANEOUS MANUFACTURED ARTICLES	-		2,204		-	
SECT 9	MISCELLANEOUS TRANSACTIONS AND COMMODITIES	-		3,281		-	
	TOTAL - NAMIBIA	-		16,758		-	
***	NEPAL						
GRP 512	ALCOHOLS, PHENOLS, PHENOL-ALCOHOLS, AND THEIR DERIVATIVES	351,682		-		-	
GRP 821	FURNITURE AND PARTS THEREOF	-		3,808		-	
DIV 51	ORGANIC CHEMICALS	351,682		-		-	
DIV 82	FURNITURE AND PARTS THEREOF	-		3,808		-	
SECT 5	CHEMICALS	351,682		-		-	
SECT 8	MISCELLANEOUS MANUFACTURED ARTICLES	-		3,808		-	
	TOTAL - NEPAL	351,682		3,808		-	
***	NETHERLANDS						
GRP 001	LIVE ANIMALS	-		591,583		-	
GRP 012	OTHER MEAT AND EDIBLE OFFAL, FRESH, CHILLED OR FROZEN	-		2,703,639		-	
GRP 022	MILK AND CREAM AND MILK PRODUCTS OTHER THAN BUTTER OR CHEESE	-		73,502		-	
GRP 023	BUTTER AND OTHER FATS AND OILS DERIVED FROM MILK	-		63,208		-	
GRP 024	CHEESE AND CURD	-		67,139		-	
GRP 034	FISH, FRESH(LIVE OR DEAD), CHILLED OR FROZEN	-		26,666,451		-	
GRP 036	CRUSTACEANS AND MOLLUSCS, FRESH, CHILLED, FROZEN, SALTED OR IN BRINE OR DRIED	-		9,587,997		-	
GRP 037	FISH, CRUSTACEANS AND MOLLUSCS PREPARED OR PRESERVED, N.E.S.	-		3,022		-	
GRP 043	BARLEY, UNMILLED	-		11,591		-	
GRP 048	CEREAL PREPARATIONS AND PREPARATION OF FLOUR OR STARCH OF FRUITS OR VEGETABLES	-		221,599		-	
GRP 054	VEGETABLES, FRESH, CHILLED, FROZEN OR SIMPLY PRESERVED	-		14,554,250		-	
GRP 056	VEGETABLES, ROOT AND TUBERS, PREPARED OR PRESERVED, N.E.S.	-		4,359,630		-	
GRP 058	FRUITS, PRESERVED, AND FRUIT PREPARATIONS (EXCLUDING FRUIT JUICES)	-		26,444		-	

SARAWAK

JADUAL 20 (SAMB) : NILAI EKSPORT, IMPORT DAN EKSPORT SEMULA MENGIKUT KUMPULAN, BAHAGIAN DAN SEKSYEN BAGI SETIAP NEGARA
TABLE 20 (CONT'D) : VALUE OF EXPORTS, IMPORTS AND RE-EXPORTS BY GROUPS, DIVISIONS AND SECTIONS FOR EACH COUNTRY

GROUP / DIV / SECT	COUNTRY OF DESTINATION / ORIGIN	EXPORTS & RE-EXPORTS RM F.O.B.		IMPORTS RM C.I.F.		RE-EXPORTS RM F.O.B.	
		JAN - DIS	2020	JAN - DIS	2020	JAN - DIS	2020
GRP 059	FRUIT JUICES (INCLUDING GRAPE MUST) & VEGETABLE JUICES, UNFERMENTED & NOT CONTAINING ADDED SPIRIT, WHETHER / NOT CONTAINING ADDED SUGAR OR OTHER SWEETENING MATTER	-	-	358,505	-	-	-
GRP 071	COFFEE AND COFFEE SUBSTITUTES	-	-	30,298	-	-	-
GRP 073	CHOCOLATE AND OTHER FOOD PREPARATIONS CONTAINING COCOA, N.E.S	-	-	421,682	-	-	-
GRP 074	TEA AND MATE	-	-	5,792	-	-	-
GRP 075	SPICES	226,763	-	-	-	-	-
GRP 081	FEEDING STUFF FOR ANIMALS (NOT INCLUDING UNMILLED CEREALS)	-	-	4,006,118	-	-	-
GRP 098	EDIBLE PRODUCTS AND PREPARATIONS, N.E.S.	-	-	2,544,065	-	-	-
GRP 112	ALCOHOLIC BEVERAGES	-	-	49,503	-	-	-
GRP 322	BRIGUETTES, LIGNITE AND PEAT	-	-	557,274	-	-	-
GRP 335	RESIDUAL PETROLEUM PRODUCTS, N.E.S. AND RELATED MATERIALS	24,058,846	-	6,840	-	-	-
GRP 421	FIXED VEGETABLE OILS, 'SOFT', CRUDE, REFINED OR PURIFIED	-	-	104,092	-	-	-
GRP 422	OTHER FIXED VEGETABLE OILS, FLUID OR SOLID, CRUDE, REFINED OR PURIFIED	498,376,622	-	3,202	-	-	-
GRP 431	ANIMAL OR VEGETABLE OILS AND FATS, PROCESSED, AND WAXES OF ANIMAL OR VEGETABLE ORIGIN	89,113,593	-	-	-	-	-
GRP 514	NITROGEN-FUNCTION COMPOUNDS	-	-	584,510	-	-	-
GRP 522	INORGANIC CHEMICAL ELEMENTS, OXIDES AND HALOGEN SALTS	78,783,654	-	9,948	-	14,885,115	-
GRP 525	RADIO-ACTIVE AND ASSOCIATED MATERIALS	-	-	109,167	-	-	-
GRP 531	SYNTHETIC ORGANIC COLOURING MATTER AND COLOUR LAKES AND PREPARATIONS BASED THEREON	-	-	194,016	-	-	-
GRP 533	PIGMENTS, PAINTS, VARNISHES AND RELATED MATERIALS	-	-	165,154	-	-	-
GRP 562	FERTILIZERS, MANUFACTURED	-	-	6,122,657	-	-	-
GRP 574	POLYACETALS, OTHER POLYETHERS AND EPOXIDE RESINS, IN PRIMARY FORMS	-	-	7,635	-	-	-
GRP 575	OTHER PLASTICS, IN PRIMARY FORMS	-	-	913,550	-	-	-
GRP 592	STARCHES, INULIN AND WHEAT GLUTEN; ALBUMINOIDAL SUBSTANCES; GLUES	-	-	598,953	-	-	-
GRP 598	MISCELLANEOUS CHEMICAL PRODUCTS, N.E.S.	-	-	4,059,248	-	-	-
GRP 629	ARTICLES OF RUBBER, N.E.S	-	-	135,891	-	-	-
GRP 635	WOOD MANUFACTURES, N.E.S.	-	-	29,139	-	-	-
GRP 642	PAPER AND PAPERBOARD, CUT TO SIZE OR SHAPE, AND ARTICLES OF PAPER OR PAPERBOARD	-	-	26,576	-	-	-
GRP 658	MADE-UP ARTICLES, WHOLLY OR CHIEFLY OF TEXTILE MATERIALS, N.E.S.	-	-	8,556	-	-	-
GRP 661	LIME, CEMENT, AND FABRICATED CONSTRUCTION MATERIALS (EXCEPT GLASS AND CLAY MATERIALS)	-	-	61,048	-	-	-
GRP 662	CLAY CONSTRUCTION MATERIALS AND REFRACTORY CONSTRUCTION MATERIALS	-	-	883,399	-	-	-
GRP 671	PIG IRON, SPIEGELEISEN, SPONGE IRON, IRON OR STEEL GRANULES AND POWDERS AND FERRO-ALLOYS	108,216,641	-	-	-	-	-
GRP 674	FLAT-ROLLED PRODUCTS, OF IRON OR NON-ALLOY STEEL, CLAD, PLATED OR COATED	-	-	234,913	-	-	-
GRP 679	TUBES, PIPES AND HOLLOW PROFILES, AND TUBES OR PIPE FITTINGS, OF IRON OR STEEL	-	-	26,015	-	-	-
GRP 682	COPPER (INCLUDING ALLOYS)	-	-	514,358	-	-	-
GRP 684	ALUMINIUM (INCLUDING ALLOYS)	83,872,395	-	1,191,389	-	-	-
GRP 691	STRUCTURES AND PARTS OF STRUCTURES, N.E.S., OF IRON, STEEL OR ALUMINIUM	-	-	47,796	-	-	-
GRP 693	WIRE PRODUCTS (EXCLUDING INSULATED ELECTRICAL WIRING) AND FENCING GRILLS	-	-	103,699	-	-	-
GRP 694	NAILS, SCREWS, NUTS, BOLTS, RIVETS AND THE LIKE, OF IRON, STEEL, COPPER OR ALUMINIUM	-	-	411,961	-	-	-
GRP 695	TOOLS FOR USE IN THE HAND OR IN MACHINES	-	-	81,742	-	-	-
GRP 699	MANUFACTURES OF BASE METAL, N.E.S.	-	-	190,858	-	-	-
GRP 711	STEAM OR OTHER VAPOUR GENERATING BOILERS, SUPERHEATED WATER BOILERS, AND AUXILIARY PLANT FOR USE THEREWITH; AND PARTS THEREOF	-	-	583,956	-	-	-
GRP 713	INTERNAL COMBUSTION PISTON ENGINES, AND PARTS THEREOF, N.E.S.	-	-	1,931,630	-	-	-
GRP 714	ENGINES AND MOTORS, NON-ELECTRIC, AND PARTS, N.E.S.	-	-	1,317,681	-	-	-
GRP 718	OTHER POWER GENERATING MACHINERY AND PARTS THEREOF, N.E.S.	-	-	7,799	-	-	-

SARAWAK

JADUAL 20 (SAMB) : NILAI EKSPORT, IMPORT DAN EKSPORT SEMULA MENGIKUT KUMPULAN, BAHAGIAN DAN SEKSYEN BAGI SETIAP NEGARA
 TABLE 20 (CONT'D) : VALUE OF EXPORTS, IMPORTS AND RE-EXPORTS BY GROUPS, DIVISIONS AND SECTIONS FOR EACH COUNTRY

GROUP / DIV / SECT	COUNTRY OF DESTINATION / ORIGIN	EXPORTS & RE-EXPORTS RM F.O.B.		IMPORTS RM C.I.F.		RE-EXPORTS RM F.O.B.	
		JAN - DIS	2020	JAN - DIS	2020	JAN - DIS	2020
GRP 721	AGRICULTURAL MACHINERY (EXCLUDING TRACTORS) AND PARTS THEREOF	-	-	3,089,516	-	-	-
GRP 723	CIVIL ENGINEERING AND CONTRACTORS' PLANT AND EQUIPMENT	-	-	1,799,465	-	-	-
GRP 728	OTHER MACHINERY AND EQUIPMENT SPECIALIZED FOR PARTICULAR INDUSTRIES, AND PARTS THEREOF, N.E.S.	3,606	-	8,666,799	-	3,606	-
GRP 741	HEATING AND COOLING EQUIPMENT AND PARTS THEREOF, N.E.S.	-	-	1,253,736	-	-	-
GRP 742	PUMPS FOR LIQUIDS, LIQUID ELEVATORS AND PARTS	-	-	443,772	-	-	-
GRP 743	PUMPS (OTHER THAN PUMPS FOR LIQUIDS) AND COMPRESSORS AND FANS; CENTRIFUGES; FILTERING OR PURIFYING APPARATUS; AND PARTS THEREOF	-	-	1,294,939	-	-	-
GRP 744	MECHANICAL HANDLING EQUIPMENT, AND PARTS THEREOF, N.E.S.	-	-	983,514	-	-	-
GRP 745	OTHER NON-ELECTRICAL MACHINERY, TOOLS AND MECHANICAL APPARATUS, AND PARTS THEREOF, N.E.S.	-	-	82,006	-	-	-
GRP 746	BALL OR ROLLER BEARINGS	-	-	331,796	-	-	-
GRP 747	TAPS, COCKS, VALVES AND SIMILAR APPLIANCE	-	-	2,027,057	-	-	-
GRP 748	TRANSMISSION SHAFTS AND CRANKS; BEARING HOUSINGS AND PARTS THEREOF	-	-	856,711	-	-	-
GRP 749	NON-ELECTRIC PARTS AND ACCESSORIES OF MACHINERY, N.E.S.	-	-	1,011,464	-	-	-
GRP 752	AUTOMATIC DATA PROCESSING MACHINES AND UNITS THEREOF	-	-	11,147	-	-	-
GRP 759	PARTS AND ACCESSORIES FOR USE WITHIN GROUPS 751 AND 752	-	-	5,700	-	-	-
GRP 761	TELEVISION RECEIVERS WITH RADIO-BROADCAST RECEIVERS, SOUND RECORDERS OR REPRODUCERS	-	-	32,876	-	-	-
GRP 763	SOUND RECORDERS OR REPRODUCERS; TELEVISION IMAGE AND SOUND RECORDERS OR REPRODUCERS; PREPARED UNRECORDED MEDIA	-	-	25,382	-	-	-
GRP 764	TELECOMMUNICATIONS EQUIPMENTS, N.E.S.; THEIR PARTS, AND ACCESSORIES USED IN DIVISION 76	-	-	28,055	-	-	-
GRP 771	ELECTRIC POWER MACHINERY (OTHER THAN ROTATING ELECTRIC PLANT), AND PARTS THEREOF	-	-	395,147	-	-	-
GRP 772	ELECTRICAL APPARATUS, RESISTOR, SWITCHBOARD AND CONTROL PANELS N.E.S., AND PARTS N.E.S.	-	-	1,890,471	-	-	-
GRP 773	EQUIPMENT FOR DISTRIBUTING ELECTRICITY, N.E.S.	-	-	248,179	-	-	-
GRP 775	HOUSEHOLD TYPE, ELECTRICAL AND NON-ELECTRICAL EQUIPMENT, N.E.S.	-	-	122,257	-	-	-
GRP 776	THERMIONIC VALVES AND TUBES; PHOTOCELLS; ETC., AND PARTS THEREOF, N.E.S.	387,514	-	10,062	-	-	-
GRP 778	ELECTRICAL MACHINERY AND APPARATUS, N.E.S.	-	-	216,503	-	-	-
GRP 784	PARTS AND ACCESSORIES, OF THE MOTOR VEHICLES FALLING WITHIN HEADING 722, 781, 782 OR 783	-	-	6,382	-	-	-
GRP 786	TRAILERS AND SEMI-TRAILERS; OTHER VEHICLES, NOT MECHANICALLY PROPELLED; SPECIALLY DESIGNED AND EQUIPPED TRANSPORT CONTAINERS	-	-	32,586	-	-	-
GRP 792	AIRCRAFT AND ASSOCIATED EQUIPMENT, SPACECRAFTS AND SPACECRAFT LAUNCH VEHICLES AND PARTS	-	-	120,556	-	-	-
GRP 813	LIGHTING FIXTURES AND FITTINGS, N.E.S.	-	-	47,078	-	-	-
GRP 821	FURNITURE AND PARTS THEREOF	-	-	4,340	-	-	-
GRP 848	ARTICLES OF APPAREL AND CLOTHING ACCESSORIES OF OTHER THAN TEXTILE FABRICS, HEADGEAR OF ALL MATERIALS	-	-	5,787	-	-	-
GRP 851	FOOTWEAR	-	-	5,686	-	-	-
GRP 872	MEDICAL INSTRUMENTS AND APPLIANCES, N.E.S.	-	-	3,689	-	-	-
GRP 874	MEASURING, CHECKING, ANALYSING AND CONTROLLING INSTRUMENTS AND APPARATUS N.E.S.	10,065	-	2,447,431	-	10,065	-
GRP 892	PRINTED MATTER	-	-	17,692	-	-	-
GRP 893	ARTICLES, NES OF PLASTICS	-	-	97,401	-	-	-
GRP 894	BABY CARRIAGES, TOYS, GAMES AND SPORTING GOODS	-	-	48,442	-	-	-
GRP 931	SPECIAL TRANSACTIONS AND COMMODITIES	13,284	-	877,443	-	4,220	-
DIV 00	LIVE ANIMALS	-	-	591,583	-	-	-
DIV 01	MEAT AND MEAT PREPARATIONS	-	-	2,703,639	-	-	-
DIV 02	DAIRY PRODUCT AND BIRDS EGGS	-	-	203,849	-	-	-
DIV 03	FISH, CRUSTACEANS AND MOLLUSCS, AND PREPARATIONS THEREOF	-	-	36,257,470	-	-	-
DIV 04	CEREALS AND CEREAL PREPARATIONS	-	-	233,190	-	-	-
DIV 05	VEGETABLES AND FRUITS	-	-	19,298,829	-	-	-

SARAWAK

JADUAL 20 (SAMB) : NILAI EKSPORT, IMPORT DAN EKSPORT SEMULA MENGIKUT KUMPULAN, BAHAGIAN DAN SEKSYEN BAGI SETIAP NEGARA
 TABLE 20 (CONT'D) : VALUE OF EXPORTS, IMPORTS AND RE-EXPORTS BY GROUPS, DIVISIONS AND SECTIONS FOR EACH COUNTRY

GROUP / DIV / SECT	COUNTRY OF DESTINATION / ORIGIN	EXPORTS & RE-EXPORTS RM F.O.B.		IMPORTS RM C.I.F.		RE-EXPORTS RM F.O.B.	
		JAN - DIS	2020	JAN - DIS	2020	JAN - DIS	2020
DIV 07	COFFEE, TEA, COCOA, SPICES, AND MANUFACTURES THEREOF	226,763		457,772		-	
DIV 08	FEEDING STUFF FOR ANIMALS (NOT INCLUDING UNMILLED CEREALS)	-		4,006,118		-	
DIV 09	MISCELLANEOUS EDIBLE PRODUCTS AND PREPARATIONS	-		2,544,065		-	
DIV 11	BEVERAGES	-		49,503		-	
DIV 32	COAL, COKE AND BRIQUETTES	-		557,274		-	
DIV 33	PETROLEUM, PETROLEUM PRODUCTS AND RELATED MATERIALS	24,058,846		6,840		-	
DIV 42	FIXED VEGETABLE OILS AND FATS, CRUDE, REFINED OR FRACTIONATED	498,376,622		107,294		-	
DIV 43	ANIMAL OR VEGETABLE OILS AND FATS, PROCESSED, AND WAXES OF ANIMAL OR VEGETABLE ORIGIN	89,113,593		-		-	
DIV 51	ORGANIC CHEMICALS	-		584,510		-	
DIV 52	INORGANIC CHEMICALS	78,783,654		119,115		14,885,115	
DIV 53	DYEING, TANNING AND COLOURING MATERIALS	-		359,170		-	
DIV 56	FERTILIZERS, MANUFACTURED	-		6,122,657		-	
DIV 57	PLASTICS IN PRIMARY FORMS	-		921,185		-	
DIV 59	CHEMICAL MATERIALS AND PRODUCTS, N.E.S.	-		4,658,201		-	
DIV 62	RUBBER MANUFACTURES, N.E.S.	-		135,891		-	
DIV 63	CORK AND WOOD MANUFACTURES (EXCLUDING FURNITURE)	-		29,139		-	
DIV 64	PAPER, PAPERBOARD, AND ARTICLES OF PAPER PULP, OF PAPER OR PAPERBOARD	-		26,576		-	
DIV 65	TEXTILE YARN, FABRICS, MADE-UP ARTICLES, N.E.S. AND RELATED PRODUCTS	-		8,556		-	
DIV 66	NON-METALLIC MINERAL MANUFACTURES N.E.S.	-		944,447		-	
DIV 67	IRON AND STEEL	108,216,641		260,928		-	
DIV 68	NON-FERROUS METALS	83,872,395		1,705,747		-	
DIV 69	MANUFACTURES OF METAL, N.E.S.	-		836,056		-	
DIV 71	POWER GENERATING MACHINERY AND EQUIPMENT	-		3,841,066		-	
DIV 72	MACHINERY SPECIALIZED FOR PARTICULAR INDUSTRIES	3,606		13,555,780		3,606	
DIV 74	GENERAL INDUSTRIAL MACHINERY AND EQUIPMENT, N.E.S. AND MACHINE PARTS, N.E.S.	-		8,284,995		-	
DIV 75	OFFICE MACHINES AND AUTOMATIC DATA PROCESSING EQUIPMENT	-		16,847		-	
DIV 76	TELECOMMUNICATIONS AND SOUND RECORDING AND REPRODUCING APPARATUS AND EQUIPMENT	-		86,313		-	
DIV 77	ELECTRICAL MACHINERY, APPARATUS AND APPLIANCES, N.E.S. AND ELECTRICAL PARTS THEREOF	387,514		2,882,619		-	
DIV 78	ROAD VEHICLES (INCLUDING AIR - CUSHION VEHICLES)	-		38,968		-	
DIV 79	OTHERS TRANSPORT EQUIPMENT	-		120,556		-	
DIV 81	PREFABRICATED BUILDINGS, SANITARY, PLUMBING, HEATING AND LIGHTING FIXTURES AND FITTINGS, N.E.S.	-		47,078		-	
DIV 82	FURNITURE AND PARTS THEREOF	-		4,340		-	
DIV 84	ARTICLES OF APPAREL AND CLOTHING ACCESSORIES	-		5,787		-	
DIV 85	FOOTWEAR	-		5,686		-	
DIV 87	PROFESSIONAL, SCIENTIFIC AND CONTROLLING INSTRUMENTS AND APPARATUS, N.E.S.	10,065		2,451,120		10,065	
DIV 89	MISCELLANEOUS MANUFACTURED ARTICLES, N.E.S.	-		163,535		-	
DIV 93	SPECIAL TRANSACTIONS AND COMMODITIES	13,284		877,443		4,220	
SECT 0	FOOD	226,763		66,296,515		-	
SECT 1	BEVERAGES AND TOBACCO	-		49,503		-	
SECT 3	MINERAL FUELS, LUBRICANTS, ETC.	24,058,846		564,114		-	
SECT 4	ANIMAL AND VEGETABLE OILS AND FATS	587,490,215		107,294		-	
SECT 5	CHEMICALS	78,783,654		12,764,838		14,885,115	
SECT 6	MANUFACTURED GOODS	192,089,036		3,947,340		-	
SECT 7	MACHINERY & TRANSPORT EQUIPMENT	391,120		28,827,144		3,606	
SECT 8	MISCELLANEOUS MANUFACTURED ARTICLES	10,065		2,677,546		10,065	
SECT 9	MISCELLANEOUS TRANSACTIONS AND COMMODITIES	13,284		877,443		4,220	
	TOTAL - NETHERLANDS	883,062,983		116,111,737		14,903,006	
***	NEW ZEALAND						
GRP 011	MEAT OF BOVINE ANIMALS, FRESH, CHILLED OR FROZEN	-		17,655,966		-	
GRP 012	OTHER MEAT AND EDIBLE OFFAL, FRESH, CHILLED OR FROZEN	-		27,279,523		-	
GRP 022	MILK AND CREAM AND MILK PRODUCTS OTHER THAN BUTTER OR CHEESE	-		11,702,356		-	

SARAWAK

JADUAL 20 (SAMB) : NILAI EKSPORT, IMPORT DAN EKSPORT SEMULA MENGIKUT KUMPULAN, BAHAGIAN DAN SEKSYEN BAGI SETIAP NEGARA
 TABLE 20 (CONT'D) : VALUE OF EXPORTS, IMPORTS AND RE-EXPORTS BY GROUPS, DIVISIONS AND SECTIONS FOR EACH COUNTRY

GROUP / DIV / SECT	COUNTRY OF DESTINATION / ORIGIN	EXPORTS & RE-EXPORTS RM F.O.B.		IMPORTS RM C.I.F.		RE-EXPORTS RM F.O.B.	
		JAN - DIS	2020	JAN - DIS	2020	JAN - DIS	2020
GRP 023	BUTTER AND OTHER FATS AND OILS DERIVED FROM MILK	-	-	6,779,611	-	-	-
GRP 024	CHEESE AND CURD	-	-	23,091,702	-	-	-
GRP 034	FISH, FRESH(LIVE OR DEAD), CHILLED OR FROZEN	-	-	353,486	-	-	-
GRP 036	CRUSTACEANS AND MOLLUSCS, FRESH, CHILLED, FROZEN, SALTED OR IN BRINE OR DRIED	4,361,638	-	938,451	-	-	-
GRP 037	FISH, CRUSTACEANS AND MOLLUSCS PREPARED OR PRESERVED, N.E.S.	274,301	-	240,199	-	-	-
GRP 048	CEREAL PREPARATIONS AND PREPARATION OF FLOUR OR STARCH OF FRUITS OR VEGETABLES	-	-	14,680	-	-	-
GRP 054	VEGETABLES, FRESH, CHILLED, FROZEN OR SIMPLY PRESERVED	-	-	3,298,279	-	-	-
GRP 056	VEGETABLES, ROOT AND TUBERS, PREPARED OR PRESERVED, N.E.S.	-	-	1,008,230	-	-	-
GRP 057	FRUITS AND NUTS (NOT INCLUDING OIL NUTS), FRESH OR DRIED	-	-	8,875,450	-	-	-
GRP 081	FEEDING STUFF FOR ANIMALS (NOT INCLUDING UNMILLED CEREALS)	57,115,166	-	-	-	-	-
GRP 098	EDIBLE PRODUCTS AND PREPARATIONS, N.E.S.	-	-	3,902,787	-	-	-
GRP 112	ALCOHOLIC BEVERAGES	-	-	10,588	-	-	-
GRP 245	FUEL WOOD (EXCLUDING WOOD WASTE) AND WOOD CHARCOAL	78,158	-	-	-	-	-
GRP 247	WOOD IN THE ROUGH OR ROUGHLY SQUARED	-	-	34,439	-	-	-
GRP 248	WOOD, SIMPLY WORKED, AND RAILWAY SLEEPERS OF WOOD	-	-	149,929	-	-	-
GRP 291	CRUDE ANIMAL MATERIALS, N.E.S.	-	-	69,337	-	-	-
GRP 321	COAL, WHETHER OR NOT PULVERIZED, BUT NOT AGGLOMERATED	-	-	23,607,880	-	-	-
GRP 333	PETROLEUM OILS, CRUDE, AND CRUDE OILS OBTAINED FROM BITUMINOUS MINERALS	323,288,549	-	-	-	-	-
GRP 562	FERTILIZERS, MANUFACTURED	36,745,704	-	-	-	-	-
GRP 597	PREPARED ADDITIVES FOR MINERAL OILS; LUBRICATING PREPARATIONS	-	-	1,812,297	-	-	-
GRP 634	VENEERS, PLYWOOD, PARTICLE BOARD, AND OTHER WOOD, WORKED, N.E.S.	413,015	-	2,232,940	-	-	-
GRP 662	CLAY CONSTRUCTION MATERIALS AND REFRACTORY CONSTRUCTION MATERIALS	539,354	-	-	-	-	-
GRP 682	COPPER (INCLUDING ALLOYS)	-	-	101,049	-	-	-
GRP 695	TOOLS FOR USE IN THE HAND OR IN MACHINES	-	-	234,699	-	-	-
GRP 723	CIVIL ENGINEERING AND CONTRACTORS' PLANT AND EQUIPMENT	-	-	6,269	-	-	-
GRP 728	OTHER MACHINERY AND EQUIPMENT SPECIALIZED FOR PARTICULAR INDUSTRIES, AND PARTS THEREOF, N.E.S.	-	-	24,599	-	-	-
GRP 744	MECHANICAL HANDLING EQUIPMENT, AND PARTS THEREOF, N.E.S.	-	-	60,395	-	-	-
GRP 745	OTHER NON-ELECTRICAL MACHINERY, TOOLS AND MECHANICAL APPARATUS, AND PARTS THEREOF, N.E.S.	-	-	177,159	-	-	-
GRP 747	TAPS, COCKS, VALVES AND SIMILAR APPLIANCE	-	-	920,590	-	-	-
GRP 749	NON-ELECTRIC PARTS AND ACCESSORIES OF MACHINERY, N.E.S.	-	-	90,925	-	-	-
GRP 759	PARTS AND ACCESSORIES FOR USE WITHIN GROUPS 751 AND 752	-	-	3,773	-	-	-
GRP 764	TELECOMMUNICATIONS EQUIPMENTS, N.E.S.; THEIR PARTS, AND ACCESSORIES USED IN DIVISION 76	-	-	143,716	-	-	-
GRP 781	MOTOR CARS AND OTHER MOTOR VEHICLES FOR THE TRANSPORT OF PERSONS	30,000	-	-	-	30,000	-
GRP 792	AIRCRAFT AND ASSOCIATED EQUIPMENT, SPACECRAFTS AND SPACECRAFT LAUNCH VEHICLES AND PARTS	-	-	6,813	-	-	-
GRP 813	LIGHTING FIXTURES AND FITTINGS, N.E.S.	-	-	3,272	-	-	-
GRP 845	ARTICLES OF APPAREL, OF TEXTILE FABRICS, WHETHER OR NOT KNITTED OR CROCHETED, N.E.S.	-	-	14,539	-	-	-
GRP 874	MEASURING, CHECKING, ANALYSING AND CONTROLLING INSTRUMENTS AND APPARATUS N.E.S.	-	-	76,950	-	-	-
GRP 893	ARTICLES, NES OF PLASTICS	-	-	16,941	-	-	-
GRP 896	WORKS OF ART, COLLECTORS' PIECES AND ANTIQUES	-	-	4,857	-	-	-
GRP 931	SPECIAL TRANSACTIONS AND COMMODITIES	37,285	-	94,663	-	7,581	-
DIV 01	MEAT AND MEAT PREPARATIONS	-	-	44,935,489	-	-	-
DIV 02	DAIRY PRODUCT AND BIRDS EGGS	-	-	41,573,669	-	-	-
DIV 03	FISH, CRUSTACEANS AND MOLLUSCS, AND PREPARATIONS THEREOF	4,635,939	-	1,532,136	-	-	-
DIV 04	CEREALS AND CEREAL PREPARATIONS	-	-	14,680	-	-	-
DIV 05	VEGETABLES AND FRUITS	-	-	13,181,959	-	-	-

SARAWAK

JADUAL 20 (SAMB) : NILAI EKSPORT, IMPORT DAN EKSPORT SEMULA MENGIKUT KUMPULAN, BAHAGIAN DAN SEKSYEN BAGI SETIAP NEGARA
 TABLE 20 (CONT'D) : VALUE OF EXPORTS, IMPORTS AND RE-EXPORTS BY GROUPS, DIVISIONS AND SECTIONS FOR EACH COUNTRY

GROUP / DIV / SECT	COUNTRY OF DESTINATION / ORIGIN	EXPORTS & RE-EXPORTS RM F.O.B.		IMPORTS RM C.I.F.		RE-EXPORTS RM F.O.B.	
		JAN - DIS	2020	JAN - DIS	2020	JAN - DIS	2020
DIV 08	FEEDING STUFF FOR ANIMALS (NOT INCLUDING UNMILLED CEREALS)	57,115,166		-			
DIV 09	MISCELLANEOUS EDIBLE PRODUCTS AND PREPARATIONS	-		3,902,787			
DIV 11	BEVERAGES	-		10,588			
DIV 24	CORK AND WOOD	78,158		184,368			
DIV 29	CRUDE ANIMAL AND VEGETABLE MATERIALS, N.E.S.	-		69,337			
DIV 32	COAL, COKE AND BRIQUETTES	-		23,607,880			
DIV 33	PETROLEUM, PETROLEUM PRODUCTS AND RELATED MATERIALS	323,288,549		-			
DIV 56	FERTILIZERS, MANUFACTURED	36,745,704		-			
DIV 59	CHEMICAL MATERIALS AND PRODUCTS, N.E.S.	-		1,812,297			
DIV 63	CORK AND WOOD MANUFACTURES (EXCLUDING FURNITURE)	413,015		2,232,940			
DIV 66	NON-METALLIC MINERAL MANUFACTURES N.E.S.	539,354		-			
DIV 68	NON-FERROUS METALS	-		101,049			
DIV 69	MANUFACTURES OF METAL, N.E.S.	-		234,699			
DIV 72	MACHINERY SPECIALIZED FOR PARTICULAR INDUSTRIES	-		30,868			
DIV 74	GENERAL INDUSTRIAL MACHINERY AND EQUIPMENT, N.E.S. AND MACHINE PARTS, N.E.S.	-		1,249,069			
DIV 75	OFFICE MACHINES AND AUTOMATIC DATA PROCESSING EQUIPMENT	-		3,773			
DIV 76	TELECOMMUNICATIONS AND SOUND RECORDING AND REPRODUCING APPARATUS AND EQUIPMENT	-		143,716			
DIV 78	ROAD VEHICLES (INCLUDING AIR - CUSHION VEHICLES)	30,000		-		30,000	
DIV 79	OTHERS TRANSPORT EQUIPMENT	-		6,813			
DIV 81	PREFABRICATED BUILDINGS, SANITARY, PLUMBING, HEATING AND LIGHTING FIXTURES AND FITTINGS, N.E.S.	-		3,272			
DIV 84	ARTICLES OF APPAREL AND CLOTHING ACCESSORIES	-		14,539			
DIV 87	PROFESSIONAL, SCIENTIFIC AND CONTROLLING INSTRUMENTS AND APPARATUS, N.E.S.	-		76,950			
DIV 89	MISCELLANEOUS MANUFACTURED ARTICLES, N.E.S.	-		21,798			
DIV 93	SPECIAL TRANSACTIONS AND COMMODITIES	37,285		94,663		7,581	
SECT 0	FOOD	61,751,105		105,140,720			
SECT 1	BEVERAGES AND TOBACCO	-		10,588			
SECT 2	CRUDE MATERIALS, INEDIBLE	78,158		253,705			
SECT 3	MINERAL FUELS, LUBRICANTS, ETC.	323,288,549		23,607,880			
SECT 5	CHEMICALS	36,745,704		1,812,297			
SECT 6	MANUFACTURED GOODS	952,369		2,568,688			
SECT 7	MACHINERY & TRANSPORT EQUIPMENT	30,000		1,434,239		30,000	
SECT 8	MISCELLANEOUS MANUFACTURED ARTICLES	-		116,559			
SECT 9	MISCELLANEOUS TRANSACTIONS AND COMMODITIES	37,285		94,663		7,581	
	TOTAL - NEW ZEALAND	422,883,170		135,039,339		37,581	
***	NICARAGUA						
GRP 034	FISH, FRESH(LIVE OR DEAD), CHILLED OR FROZEN	-		91,656			
GRP 036	CRUSTACEANS AND MOLLUSCS, FRESH, CHILLED, FROZEN, SALTED OR IN BRINE OR DRIED	-		298,042			
GRP 931	SPECIAL TRANSACTIONS AND COMMODITIES	-		692			
DIV 03	FISH, CRUSTACEANS AND MOLLUSCS, AND PREPARATIONS THEREOF	-		389,698			
DIV 93	SPECIAL TRANSACTIONS AND COMMODITIES	-		692			
SECT 0	FOOD	-		389,698			
SECT 9	MISCELLANEOUS TRANSACTIONS AND COMMODITIES	-		692			
	TOTAL - NICARAGUA	-		390,390			
***	NIGER						
GRP 774	ELECTRO-DIAGNOSTIC APPARATUS FOR MEDICAL, SURGICAL, DENTAL OR VETERINARY SCIENCES AND RADIOLOGICAL APPARATUS	2,850		-		2,850	
DIV 77	ELECTRICAL MACHINERY, APPARATUS AND APPLIANCES, N.E.S. AND ELECTRICAL PARTS THEREOF	2,850		-		2,850	
SECT 7	MACHINERY & TRANSPORT EQUIPMENT	2,850		-		2,850	

SARAWAK

JADUAL 20 (SAMB) : NILAI EKSPORT, IMPORT DAN EKSPORT SEMULA MENGIKUT KUMPULAN, BAHAGIAN DAN SEKSYEN BAGI SETIAP NEGARA
 TABLE 20 (CONT'D) : VALUE OF EXPORTS, IMPORTS AND RE-EXPORTS BY GROUPS, DIVISIONS AND SECTIONS FOR EACH COUNTRY

GROUP / DIV / SECT	COUNTRY OF DESTINATION / ORIGIN	EXPORTS & RE-EXPORTS RM F.O.B.		IMPORTS RM C.I.F.		RE-EXPORTS RM F.O.B.	
		JAN - DIS	2020	JAN - DIS	2020	JAN - DIS	2020
	TOTAL - NIGER		2,850		-		2,850
***	NIGERIA						
GRP 091	MARGARINE AND SHORTENING		1,741,092		-		-
GRP 422	OTHER FIXED VEGETABLE OILS, FLUID OR SOLID, CRUDE, REFINED OR PURIFIED		420,830,651		-		-
GRP 671	PIG IRON, SPIEGELEISEN, SPONGE IRON, IRON OR STEEL GRANULES AND POWDERS AND FERRO-ALLOYS		5,106,010		-		-
GRP 684	ALUMINIUM (INCLUDING ALLOYS)		115,807,031		-		-
GRP 686	ZINC (INCLUDING ALLOYS)		-		257,790		-
GRP 776	THERMIONIC VALVES AND TUBES; PHOTOCELLS; ETC., AND PARTS THEREOF, N.E.S.		339,327		-		-
GRP 778	ELECTRICAL MACHINERY AND APPARATUS, N.E.S.		1,711,155		-		15,253
GRP 931	SPECIAL TRANSACTIONS AND COMMODITIES		1,856		5,880		50
DIV 09	MISCELLANEOUS EDIBLE PRODUCTS AND PREPARATIONS		1,741,092		-		-
DIV 42	FIXED VEGETABLE OILS AND FATS, CRUDE, REFINED OR FRACTIONATED		420,830,651		-		-
DIV 67	IRON AND STEEL		5,106,010		-		-
DIV 68	NON-FERROUS METALS		115,807,031		257,790		-
DIV 77	ELECTRICAL MACHINERY, APPARATUS AND APPLIANCES, N.E.S. AND ELECTRICAL PARTS THEREOF		2,050,482		-		15,253
DIV 93	SPECIAL TRANSACTIONS AND COMMODITIES		1,856		5,880		50
SECT 0	FOOD		1,741,092		-		-
SECT 4	ANIMAL AND VEGETABLE OILS AND FATS		420,830,651		-		-
SECT 6	MANUFACTURED GOODS		120,913,041		257,790		-
SECT 7	MACHINERY & TRANSPORT EQUIPMENT		2,050,482		-		15,253
SECT 9	MISCELLANEOUS TRANSACTIONS AND COMMODITIES		1,856		5,880		50
	TOTAL - NIGERIA		545,537,122		263,670		15,303
***	NORWAY						
GRP 034	FISH, FRESH(LIVE OR DEAD), CHILLED OR FROZEN		-		112,355		-
GRP 334	PETROLEUM PRODUCTS, REFINED		-		51		-
GRP 512	ALCOHOLS, PHENOLS, PHENOL-ALCOHOLS, AND THEIR DERIVATIVES		-		4,977		-
GRP 533	PIGMENTS, PAINTS, VARNISHES AND RELATED MATERIALS		-		3,463		-
GRP 554	SOAP, CLEANSING AND POLISHING PREPARATIONS		-		12,484		-
GRP 597	PREPARED ADDITIVES FOR MINERAL OILS; LUBRICATING PREPARATIONS		-		19,831		-
GRP 598	MISCELLANEOUS CHEMICAL PRODUCTS, N.E.S.		-		5,888,714		-
GRP 621	MATERIALS OF RUBBER		-		136,319		-
GRP 629	ARTICLES OF RUBBER, N.E.S.		-		9,331		-
GRP 665	GLASSWARE		-		2,022		-
GRP 678	WIRE OF IRON OR STEEL		-		5,123		-
GRP 679	TUBES, PIPES AND HOLLOW PROFILES, AND TUBES OR PIPE FITTINGS, OF IRON OR STEEL		-		73,190		-
GRP 691	STRUCTURES AND PARTS OF STRUCTURES, N.E.S., OF IRON, STEEL OR ALUMINIUM		-		8,626		-
GRP 693	WIRE PRODUCTS (EXCLUDING INSULATED ELECTRICAL WIRING) AND FENCING GRILLS		-		8,460		-
GRP 694	NAILS, SCREWS, NUTS, BOLTS, RIVETS AND THE LIKE, OF IRON, STEEL, COPPER OR ALUMINIUM		-		207,282		-
GRP 695	TOOLS FOR USE IN THE HAND OR IN MACHINES		-		294,317		-
GRP 699	MANUFACTURES OF BASE METAL, N.E.S.		-		236,432		-
GRP 713	INTERNAL COMBUSTION PISTON ENGINES, AND PARTS THEREOF, N.E.S.		-		17,376		-
GRP 723	CIVIL ENGINEERING AND CONTRACTORS' PLANT AND EQUIPMENT		-		2,454,366		-
GRP 728	OTHER MACHINERY AND EQUIPMENT SPECIALIZED FOR PARTICULAR INDUSTRIES, AND PARTS THEREOF, N.E.S.		-		1,137,395		-
GRP 741	HEATING AND COOLING EQUIPMENT AND PARTS THEREOF, N.E.S.		-		24,181		-
GRP 742	PUMPS FOR LIQUIDS, LIQUID ELEVATORS AND PARTS		-		1,314,376		-
GRP 743	PUMPS (OTHER THAN PUMPS FOR LIQUIDS) AND COMPRESSORS AND FANS; CENTRIFUGES; FILTERING OR PURIFYING APPARATUS; AND PARTS THEREOF		-		393,012		-

SARAWAK

JADUAL 20 (SAMB) : NILAI EKSPORT, IMPORT DAN EKSPORT SEMULA MENGIKUT KUMPULAN, BAHAGIAN DAN SEKSYEN BAGI SETIAP NEGARA
 TABLE 20 (CONT'D) : VALUE OF EXPORTS, IMPORTS AND RE-EXPORTS BY GROUPS, DIVISIONS AND SECTIONS FOR EACH COUNTRY

GROUP / DIV / SECT	COUNTRY OF DESTINATION / ORIGIN	EXPORTS & RE-EXPORTS RM F.O.B.		IMPORTS RM C.I.F.		RE-EXPORTS RM F.O.B.	
		JAN - DIS	2020	JAN - DIS	2020	JAN - DIS	2020
GRP 744	MECHANICAL HANDLING EQUIPMENT, AND PARTS THEREOF, N.E.S.	-	-	35,564	-	-	-
GRP 746	BALL OR ROLLER BEARINGS	-	-	16,336	-	-	-
GRP 747	TAPS, COCKS, VALVES AND SIMILAR APPLIANCE	-	-	238,481	-	-	-
GRP 748	TRANSMISSION SHAFTS AND CRANKS; BEARING HOUSINGS AND PARTS THEREOF	-	-	8,308	-	-	-
GRP 749	NON-ELECTRIC PARTS AND ACCESSORIES OF MACHINERY, N.E.S.	-	-	96,425	-	-	-
GRP 752	AUTOMATIC DATA PROCESSING MACHINES AND UNITS THEREOF	-	-	298,302	-	-	-
GRP 762	RADIO-BROADCAST RECEIVERS WITH SOUND RECORDERS OR REPRODUCERS	-	-	8,031	-	-	-
GRP 764	TELECOMMUNICATIONS EQUIPMENTS, N.E.S.; THEIR PARTS, AND ACCESSORIES USED IN DIVISION 76	-	-	248,049	-	-	-
GRP 771	ELECTRIC POWER MACHINERY (OTHER THAN ROTATING ELECTRIC PLANT), AND PARTS THEREOF	-	-	101,167	-	-	-
GRP 772	ELECTRICAL APPARATUS, RESISTOR, SWITCHBOARD AND CONTROL PANELS N.E.S., AND PARTS N.E.S.	-	-	987,417	-	-	-
GRP 776	THERMIONIC VALVES AND TUBES; PHOTOCELLS; ETC., AND PARTS THEREOF, N.E.S.	67,529	-	43,765	-	-	-
GRP 778	ELECTRICAL MACHINERY AND APPARATUS, N.E.S.	-	-	108,749	-	-	-
GRP 793	SHIPS, BOATS (INCLUDING HOVERCRAFT) AND FLOATING STRUCTURES	-	-	410,674	-	-	-
GRP 813	LIGHTING FIXTURES AND FITTINGS, N.E.S.	-	-	42,689	-	-	-
GRP 821	FURNITURE AND PARTS THEREOF	-	-	246,245	-	-	-
GRP 874	MEASURING, CHECKING, ANALYSING AND CONTROLLING INSTRUMENTS AND APPARATUS N.E.S.	-	-	3,576,613	-	-	-
GRP 892	PRINTED MATTER	-	-	2,393	-	-	-
GRP 893	ARTICLES, NES OF PLASTICS	-	-	6,027	-	-	-
GRP 894	BABY CARRIAGES, TOYS, GAMES AND SPORTING GOODS	-	-	2,806	-	-	-
GRP 896	WORKS OF ART, COLLECTORS' PIECES AND ANTIQUES	8,500	-	-	-	-	-
GRP 931	SPECIAL TRANSACTIONS AND COMMODITIES	10,960	-	170,735	-	9,454	-
DIV 03	FISH, CRUSTACEANS AND MOLLUSCS, AND PREPARATIONS THEREOF	-	-	112,355	-	-	-
DIV 33	PETROLEUM, PETROLEUM PRODUCTS AND RELATED MATERIALS	-	-	51	-	-	-
DIV 51	ORGANIC CHEMICALS	-	-	4,977	-	-	-
DIV 53	DYEING, TANNING AND COLOURING MATERIALS	-	-	3,463	-	-	-
DIV 55	ESSENTIAL OILS AND RESINOIDS AND PERFUME MATERIALS; TOILET, POLISHING AND CLEANSING PREPARATIONS	-	-	12,484	-	-	-
DIV 59	CHEMICAL MATERIALS AND PRODUCTS, N.E.S.	-	-	5,908,545	-	-	-
DIV 62	RUBBER MANUFACTURES, N.E.S.	-	-	145,650	-	-	-
DIV 66	NON-METALLIC MINERAL MANUFACTURES N.E.S.	-	-	2,022	-	-	-
DIV 67	IRON AND STEEL	-	-	78,313	-	-	-
DIV 69	MANUFACTURES OF METAL, N.E.S.	-	-	755,117	-	-	-
DIV 71	POWER GENERATING MACHINERY AND EQUIPMENT	-	-	17,376	-	-	-
DIV 72	MACHINERY SPECIALIZED FOR PARTICULAR INDUSTRIES	-	-	3,591,761	-	-	-
DIV 74	GENERAL INDUSTRIAL MACHINERY AND EQUIPMENT, N.E.S. AND MACHINE PARTS, N.E.S.	-	-	2,126,683	-	-	-
DIV 75	OFFICE MACHINES AND AUTOMATIC DATA PROCESSING EQUIPMENT	-	-	298,302	-	-	-
DIV 76	TELECOMMUNICATIONS AND SOUND RECORDING AND REPRODUCING APPARATUS AND EQUIPMENT	-	-	256,080	-	-	-
DIV 77	ELECTRICAL MACHINERY, APPARATUS AND APPLIANCES, N.E.S. AND ELECTRICAL PARTS THEREOF	67,529	-	1,241,098	-	-	-
DIV 79	OTHERS TRANSPORT EQUIPMENT	-	-	410,674	-	-	-
DIV 81	PREFABRICATED BUILDINGS, SANITARY, PLUMBING, HEATING AND LIGHTING FIXTURES AND FITTINGS, N.E.S.	-	-	42,689	-	-	-
DIV 82	FURNITURE AND PARTS THEREOF	-	-	246,245	-	-	-
DIV 87	PROFESSIONAL, SCIENTIFIC AND CONTROLLING INSTRUMENTS AND APPARATUS, N.E.S.	-	-	3,576,613	-	-	-
DIV 89	MISCELLANEOUS MANUFACTURED ARTICLES, N.E.S.	8,500	-	11,226	-	-	-
DIV 93	SPECIAL TRANSACTIONS AND COMMODITIES	10,960	-	170,735	-	9,454	-
SECT 0	FOOD	-	-	112,355	-	-	-
SECT 3	MINERAL FUELS, LUBRICANTS, ETC.	-	-	51	-	-	-
SECT 5	CHEMICALS	-	-	5,929,469	-	-	-
SECT 6	MANUFACTURED GOODS	-	-	981,102	-	-	-

SARAWAK

JADUAL 20 (SAMB) : NILAI EKSPORT, IMPORT DAN EKSPORT SEMULA MENGIKUT KUMPULAN, BAHAGIAN DAN SEKSYEN BAGI SETIAP NEGARA
 TABLE 20 (CONT'D) : VALUE OF EXPORTS, IMPORTS AND RE-EXPORTS BY GROUPS, DIVISIONS AND SECTIONS FOR EACH COUNTRY

GROUP / DIV / SECT	COUNTRY OF DESTINATION / ORIGIN	EXPORTS & RE-EXPORTS RM F.O.B.		IMPORTS RM C.I.F.		RE-EXPORTS RM F.O.B.	
		JAN - DIS	2020	JAN - DIS	2020	JAN - DIS	2020
SECT 7	MACHINERY & TRANSPORT EQUIPMENT	67,529		7,941,974		-	
SECT 8	MISCELLANEOUS MANUFACTURED ARTICLES	8,500		3,876,773		-	
SECT 9	MISCELLANEOUS TRANSACTIONS AND COMMODITIES	10,960		170,735		9,454	
	TOTAL - NORWAY	86,989		19,012,459		9,454	
***	OMAN						
GRP 034	FISH, FRESH(LIVE OR DEAD), CHILLED OR FROZEN	-		3,685,625		-	
GRP 057	FRUITS AND NUTS (NOT INCLUDING OIL NUTS), FRESH OR DRIED	-		21,600		-	
GRP 248	WOOD, SIMPLY WORKED, AND RAILWAY SLEEPERS OF WOOD	21,444,619		-		-	
GRP 278	OTHER CRUDE MINERALS	-		3,255,969		-	
GRP 422	OTHER FIXED VEGETABLE OILS, FLUID OR SOLID, CRUDE, REFINED OR PURIFIED	44,326,954		-		-	
GRP 431	ANIMAL OR VEGETABLE OILS AND FATS, PROCESSED, AND WAXES OF ANIMAL OR VEGETABLE ORIGIN	623,295		-		-	
GRP 634	VENEERS, PLYWOOD, PARTICLE BOARD, AND OTHER WOOD, WORKED, N.E.S.	8,873,481		-		-	
GRP 642	PAPER AND PAPERBOARD, CUT TO SIZE OR SHAPE, AND ARTICLES OF PAPER OR PAPERBOARD	8,912		-		-	
GRP 671	PIG IRON, SPIEGELEISEN, SPONGE IRON, IRON OR STEEL GRANULES AND POWDERS AND FERRO-ALLOYS	4,456,430		-		-	
GRP 772	ELECTRICAL APPARATUS, RESISTOR, SWITCHBOARD AND CONTROL PANELS N.E.S., AND PARTS N.E.S.	-		4,825		-	
GRP 773	EQUIPMENT FOR DISTRIBUTING ELECTRICITY, N.E.S.	-		3,191		-	
GRP 778	ELECTRICAL MACHINERY AND APPARATUS, N.E.S.	2,253,471		-		-	
GRP 874	MEASURING, CHECKING, ANALYSING AND CONTROLLING INSTRUMENTS AND APPARATUS N.E.S.	-		4,647		-	
GRP 931	SPECIAL TRANSACTIONS AND COMMODITIES	2,997		1,820		1,276	
DIV 03	FISH, CRUSTACEANS AND MOLLUSCS, AND PREPARATIONS THEREOF	-		3,685,625		-	
DIV 05	VEGETABLES AND FRUITS	-		21,600		-	
DIV 24	CORK AND WOOD	21,444,619		-		-	
DIV 27	CRUDE FERTILIZERS AND CRUDE MINERALS (EXCLUDING COAL, PETROLEUM AND PRECIOUS STONES)	-		3,255,969		-	
DIV 42	FIXED VEGETABLE OILS AND FATS, CRUDE, REFINED OR FRACTIONATED	44,326,954		-		-	
DIV 43	ANIMAL OR VEGETABLE OILS AND FATS, PROCESSED, AND WAXES OF ANIMAL OR VEGETABLE ORIGIN	623,295		-		-	
DIV 63	CORK AND WOOD MANUFACTURES (EXCLUDING FURNITURE)	8,873,481		-		-	
DIV 64	PAPER, PAPERBOARD, AND ARTICLES OF PAPER PULP, OF PAPER OR PAPERBOARD	8,912		-		-	
DIV 67	IRON AND STEEL	4,456,430		-		-	
DIV 77	ELECTRICAL MACHINERY, APPARATUS AND APPLIANCES, N.E.S. AND ELECTRICAL PARTS THEREOF	2,253,471		8,016		-	
DIV 87	PROFESSIONAL, SCIENTIFIC AND CONTROLLING INSTRUMENTS AND APPARATUS, N.E.S.	-		4,647		-	
DIV 93	SPECIAL TRANSACTIONS AND COMMODITIES	2,997		1,820		1,276	
SECT 0	FOOD	-		3,707,225		-	
SECT 2	CRUDE MATERIALS, INEDIBLE	21,444,619		3,255,969		-	
SECT 4	ANIMAL AND VEGETABLE OILS AND FATS	44,950,249		-		-	
SECT 6	MANUFACTURED GOODS	13,338,823		-		-	
SECT 7	MACHINERY & TRANSPORT EQUIPMENT	2,253,471		8,016		-	
SECT 8	MISCELLANEOUS MANUFACTURED ARTICLES	-		4,647		-	
SECT 9	MISCELLANEOUS TRANSACTIONS AND COMMODITIES	2,997		1,820		1,276	
	TOTAL - OMAN	81,990,159		6,977,677		1,276	
***	PAKISTAN						
GRP 034	FISH, FRESH(LIVE OR DEAD), CHILLED OR FROZEN	-		1,359,661		-	
GRP 036	CRUSTACEANS AND MOLLUSCS, FRESH, CHILLED, FROZEN, SALTED OR IN BRINE OR DRIED	-		4,792,260		-	
GRP 042	RICE	-		552,892		-	
GRP 044	MAIZE (NOT INCLUDING SWEET CORN), UNMILLED	-		8,991,431		-	
GRP 054	VEGETABLES, FRESH, CHILLED, FROZEN OR SIMPLY PRESERVED	-		526,147		-	

SARAWAK

JADUAL 20 (SAMB) : NILAI EKSPORT, IMPORT DAN EKSPORT SEMULA MENGIKUT KUMPULAN, BAHAGIAN DAN SEKSYEN BAGI SETIAP NEGARA
 TABLE 20 (CONT'D) : VALUE OF EXPORTS, IMPORTS AND RE-EXPORTS BY GROUPS, DIVISIONS AND SECTIONS FOR EACH COUNTRY

GROUP / DIV / SECT	COUNTRY OF DESTINATION / ORIGIN	EXPORTS & RE-EXPORTS RM F.O.B.		IMPORTS RM C.I.F.		RE-EXPORTS RM F.O.B.	
		JAN - DIS	2020	JAN - DIS	2020	JAN - DIS	2020
GRP 057	FRUITS AND NUTS (NOT INCLUDING OIL NUTS), FRESH OR DRIED	43,522		57,239		-	
GRP 081	FEEDING STUFF FOR ANIMALS (NOT INCLUDING UNMILLED CEREALS)	8,126,284		-		-	
GRP 091	MARGARINE AND SHORTENING	945,710		-		-	
GRP 248	WOOD, SIMPLY WORKED, AND RAILWAY SLEEPERS OF WOOD	263,134		-		-	
GRP 269	WORN CLOTHING AND OTHER WORN TEXTILE ARTICLES ;RAGS	-		619,701		-	
GRP 278	OTHER CRUDE MINERALS	-		37,438		-	
GRP 335	RESIDUAL PETROLEUM PRODUCTS, N.E.S. AND RELATED MATERIALS	44,721		-		-	
GRP 343	NATURAL GAS, WHETHER OR NOT LIQUEFIED	37,041,743		-		-	
GRP 422	OTHER FIXED VEGETABLE OILS, FLUID OR SOLID, CRUDE, REFINED OR PURIFIED	37,864,587		-		-	
GRP 512	ALCOHOLS, PHENOLS, PHENOL-ALCOHOLS, AND THEIR DERIVATIVES	7,328,159		-		-	
GRP 634	VENEERS, PLYWOOD, PARTICLE BOARD, AND OTHER WOOD, WORKED, N.E.S.	44,011,036		-		-	
GRP 642	PAPER AND PAPERBOARD, CUT TO SIZE OR SHAPE, AND ARTICLES OF PAPER OR PAPERBOARD	-		30,854		-	
GRP 652	COTTON FABRICS, WOVEN (NOT INCLUDING NARROW OR SPECIAL FABRICS)	-		266,509		-	
GRP 653	FABRICS, WOVEN, OF MAN-MADE TEXTILE MATERIALS (NOT INCLUDING NARROW OR SPECIAL FABRICS)	-		66,036		-	
GRP 658	MADE-UP ARTICLES, WHOLLY OR CHIEFLY OF TEXTILE MATERIALS, N.E.S.	-		477,491		-	
GRP 671	PIG IRON, SPIEGELEISEN, SPONGE IRON, IRON OR STEEL GRANULES AND POWDERS AND FERRO-ALLOYS	16,457,733		-		-	
GRP 684	ALUMINIUM (INCLUDING ALLOYS)	968,827		-		-	
GRP 742	PUMPS FOR LIQUIDS, LIQUID ELEVATORS AND PARTS	-		35,548		-	
GRP 774	ELECTRO-DIAGNOSTIC APPARATUS FOR MEDICAL, SURGICAL, DENTAL OR VETERINARY SCIENCES AND RADIOLOGICAL APPARATUS	17,750		-		17,750	
GRP 776	THERMIONIC VALVES AND TUBES; PHOTOCELLS; ETC., AND PARTS THEREOF, N.E.S.	195,305		-		-	
GRP 841	MEN'S OR BOYS' COATS, CAPES, JACKETS, SUITS, BLAZERS, TROUSERS, UNDERWEAR, ETC., OF TEXTILE FABRICS, NOT KNITTED OR CROCHETED	-		9,705		-	
GRP 842	WOMEN'S AND GIRLS' COATS, CAPES, JACKETS, SUITS, BLAZERS, TROUSERS, SHORTS AND SIMILAR ARTICLES OF TEXTILE FABRICS, NOT KNITTED OR CROCHETED	-		9,705		-	
GRP 845	ARTICLES OF APPAREL, OF TEXTILE FABRICS, WHETHER OR NOT KNITTED OR CROCHETED, N.E.S.	-		191,282		-	
GRP 848	ARTICLES OF APPAREL AND CLOTHING ACCESSORIES OF OTHER THAN TEXTILE FABRICS, HEADGEAR OF ALL MATERIALS	-		2,802		-	
GRP 872	MEDICAL INSTRUMENTS AND APPLIANCES, N.E.S.	-		98,930		-	
GRP 931	SPECIAL TRANSACTIONS AND COMMODITIES	29,791		34,008		17,639	
DIV 03	FISH, CRUSTACEANS AND MOLLUSCS, AND PREPARATIONS THEREOF	-		6,151,921		-	
DIV 04	CEREALS AND CEREAL PREPARATIONS	-		9,544,323		-	
DIV 05	VEGETABLES AND FRUITS	43,522		583,386		-	
DIV 08	FEEDING STUFF FOR ANIMALS (NOT INCLUDING UNMILLED CEREALS)	8,126,284		-		-	
DIV 09	MISCELLANEOUS EDIBLE PRODUCTS AND PREPARATIONS	945,710		-		-	
DIV 24	CORK AND WOOD	263,134		-		-	
DIV 26	TEXTILE FIBRES(OTHER THAN WOOL TOPS) AND THEIR WASTES (NOT MANUFACTURED INTO YARN OR FABRICS)	-		619,701		-	
DIV 27	CRUDE FERTILIZERS AND CRUDE MINERALS (EXCLUDING COAL, PETROLEUM AND PRECIOUS STONES)	-		37,438		-	
DIV 33	PETROLEUM, PETROLEUM PRODUCTS AND RELATED MATERIALS	44,721		-		-	
DIV 34	GAS, NATURAL AND MANUFACTURED	37,041,743		-		-	
DIV 42	FIXED VEGETABLE OILS AND FATS, CRUDE, REFINED OR FRACTIONATED	37,864,587		-		-	
DIV 51	ORGANIC CHEMICALS	7,328,159		-		-	
DIV 63	CORK AND WOOD MANUFACTURES (EXCLUDING FURNITURE)	44,011,036		-		-	
DIV 64	PAPER, PAPERBOARD, AND ARTICLES OF PAPER PULP, OF PAPER OR PAPERBOARD	-		30,854		-	
DIV 65	TEXTILE YARN, FABRICS, MADE-UP ARICLES, N.E.S. AND RELATED PRODUCTS	-		810,036		-	
DIV 67	IRON AND STEEL	16,457,733		-		-	

SARAWAK

JADUAL 20 (SAMB) : NILAI EKSPORT, IMPORT DAN EKSPORT SEMULA MENGIKUT KUMPULAN, BAHAGIAN DAN SEKSYEN BAGI SETIAP NEGARA
 TABLE 20 (CONT'D) : VALUE OF EXPORTS, IMPORTS AND RE-EXPORTS BY GROUPS, DIVISIONS AND SECTIONS FOR EACH COUNTRY

GROUP / DIV / SECT	COUNTRY OF DESTINATION / ORIGIN	EXPORTS & RE-EXPORTS RM F.O.B.		IMPORTS RM C.I.F.		RE-EXPORTS RM F.O.B.	
		JAN - DIS	2020	JAN - DIS	2020	JAN - DIS	2020
DIV 68	NON-FERROUS METALS	968,827		-		-	
DIV 74	GENERAL INDUSTRIAL MACHINERY AND EQUIPMENT, N.E.S. AND MACHINE PARTS, N.E.S.	-		35,548		-	
DIV 77	ELECTRICAL MACHINERY, APPARATUS AND APPLIANCES, N.E.S. AND ELECTRICAL PARTS THEREOF	213,055		-		17,750	
DIV 84	ARTICLES OF APPAREL AND CLOTHING ACCESSORIES	-		213,494		-	
DIV 87	PROFESSIONAL, SCIENTIFIC AND CONTROLLING INSTRUMENTS AND APPARATUS, N.E.S.	-		98,930		-	
DIV 93	SPECIAL TRANSACTIONS AND COMMODITIES	29,791		34,008		17,639	
SECT 0	FOOD	9,115,516		16,279,630		-	
SECT 2	CRUDE MATERIALS, INEDIBLE	263,134		657,139		-	
SECT 3	MINERAL FUELS, LUBRICANTS, ETC.	37,086,464		-		-	
SECT 4	ANIMAL AND VEGETABLE OILS AND FATS	37,864,587		-		-	
SECT 5	CHEMICALS	7,328,159		-		-	
SECT 6	MANUFACTURED GOODS	61,437,596		840,890		-	
SECT 7	MACHINERY & TRANSPORT EQUIPMENT	213,055		35,548		17,750	
SECT 8	MISCELLANEOUS MANUFACTURED ARTICLES	-		312,424		-	
SECT 9	MISCELLANEOUS TRANSACTIONS AND COMMODITIES	29,791		34,008		17,639	
	TOTAL - PAKISTAN	153,338,302		18,159,639		35,389	
***	PANAMA						
GRP 036	CRUSTACEANS AND MOLLUSCS, FRESH, CHILLED, FROZEN, SALTED OR IN BRINE OR DRIED	-		334,453		-	
GRP 931	SPECIAL TRANSACTIONS AND COMMODITIES	-		1,383		-	
DIV 03	FISH, CRUSTACEANS AND MOLLUSCS, AND PREPARATIONS THEREOF	-		334,453		-	
DIV 93	SPECIAL TRANSACTIONS AND COMMODITIES	-		1,383		-	
SECT 0	FOOD	-		334,453		-	
SECT 9	MISCELLANEOUS TRANSACTIONS AND COMMODITIES	-		1,383		-	
	TOTAL - PANAMA	-		335,836		-	
***	PAPUA NEW GUINEA						
GRP 037	FISH, CRUSTACEANS AND MOLLUSCS PREPARED OR PRESERVED, N.E.S.	-		57,491		-	
GRP 071	COFFEE AND COFFEE SUBSTITUTES	25,500		-		25,500	
GRP 075	SPICES	2,779		-		-	
GRP 081	FEEDING STUFF FOR ANIMALS (NOT INCLUDING UNMILLED CEREALS)	-		467,380		-	
GRP 098	EDIBLE PRODUCTS AND PREPARATIONS, N.E.S.	651,773		-		637,550	
GRP 247	WOOD IN THE ROUGH OR ROUGHLY SQUARED	-		30,163,025		-	
GRP 282	FERROUS WASTE AND SCRAP; REMELTING INGOTS OF IRON OR STEEL	-		1,357,779		-	
GRP 333	PETROLEUM OILS, CRUDE, AND CRUDE OILS OBTAINED FROM BITUMINOUS MINERALS	37,792,177		-		-	
GRP 334	PETROLEUM PRODUCTS, REFINED	7,325,188		-		7,325,188	
GRP 511	HYDROCARBONS, N.E.S. AND THEIR HALOGENATED, SULPHONATED, NITRATED OR NITROSATED DERIVATIVES	55,986		-		-	
GRP 522	INORGANIC CHEMICAL ELEMENTS, OXIDES AND HALOGEN SALTS	25,862		-		-	
GRP 533	PIGMENTS, PAINTS, VARNISHES AND RELATED MATERIALS	52,878		-		52,878	
GRP 542	MEDICAMENTS (INCLUDING VETERINARY MEDICAMENTS)	32,830		-		32,830	
GRP 553	PERFUMERY, COSMETICS AND TOILET PREPARATIONS	4,248		-		4,248	
GRP 554	SOAP, CLEANSING AND POLISHING PREPARATIONS	18,274		-		18,272	
GRP 562	FERTILIZERS, MANUFACTURED	9,710,044		-		584,121	
GRP 581	TUBES, PIPES AND HOSES OF PLASTICS	70,457		-		68,102	
GRP 582	PLATES, SHEETS, FILM, COIL AND STRIP OF PLASTICS	75,754		-		75,754	
GRP 591	DISINFECTANTS, INSECTICIDES, FUNGICIDES, WEED KILLERS, ANTI-SPROUTING PRODUCTS, ETC.	66,815		-		66,815	
GRP 592	STARCHES, INULIN AND WHEAT GLUTEN; ALBUMINOIDAL SUBSTANCES; GLUES	19,280		-		19,280	
GRP 598	MISCELLANEOUS CHEMICAL PRODUCTS, N.E.S.	44,724		-		11,223	
GRP 621	MATERIALS OF RUBBER	70,061		-		70,061	

SARAWAK

JADUAL 20 (SAMB) : NILAI EKSPORT, IMPORT DAN EKSPORT SEMULA MENGIKUT KUMPULAN, BAHAGIAN DAN SEKSYEN BAGI SETIAP NEGARA
 TABLE 20 (CONT'D) : VALUE OF EXPORTS, IMPORTS AND RE-EXPORTS BY GROUPS, DIVISIONS AND SECTIONS FOR EACH COUNTRY

GROUP / DIV / SECT	COUNTRY OF DESTINATION / ORIGIN	EXPORTS & RE-EXPORTS RM F.O.B.		IMPORTS RM C.I.F.		RE-EXPORTS RM F.O.B.	
		JAN - DIS	2020	JAN - DIS	2020	JAN - DIS	2020
GRP 625	RUBBER TYRES, INTERCHANGEABLE TYRE TREADS, INNER TUBES AND TYRE FLABS	4,776,174		-		4,776,174	
GRP 629	ARTICLES OF RUBBER, N.E.S	37,753		-		35,653	
GRP 634	VENEERS, PLYWOOD, PARTICLE BOARD, AND OTHER WOOD, WORKED, N.E.S.	23,504		232,032		-	
GRP 635	WOOD MANUFACTURES, N.E.S.	47,379		-		-	
GRP 641	PAPER AND PAPERBOARD	343,002		-		297,580	
GRP 642	PAPER AND PAPERBOARD, CUT TO SIZE OR SHAPE, AND ARTICLES OF PAPER OR PAPERBOARD	34,494		-		18,494	
GRP 657	SPECIAL YARNS, TEXTILE FABRICS AND RELATED PRODUCTS	190,930		-		190,930	
GRP 658	MADE-UP ARTICLES, WHOLLY OR CHIEFLY OF TEXTILE MATERIALS, N.E.S.	-		4,728		-	
GRP 661	LIME, CEMENT, AND FABRICATED CONSTRUCTION MATERIALS (EXCEPT GLASS AND CLAY MATERIALS)	20,852		-		20,852	
GRP 663	MINERAL MANUFACTURES, N.E.S.	26,072		-		26,072	
GRP 664	GLASS	8,820		-		8,820	
GRP 673	FLAT-ROLLED PRODUCTS, OF IRON OR NON-ALLOY STEEL, NOT CLAD, PLATED OR COATED	144,745		-		107,897	
GRP 674	FLAT-ROLLED PRODUCTS, OF IRON OR NON-ALLOY STEEL, CLAD, PLATED OR COATED	380,884		-		115,499	
GRP 676	IRON AND STEEL BARS, RODS, ANGLES, SHAPES AND SECTIONS (INCLUDING SHEET PILING)	6,136		-		6,136	
GRP 679	TUBES, PIPES AND HOLLOW PROFILES, AND TUBES OR PIPE FITTINGS, OF IRON OR STEEL	8,791		-		8,791	
GRP 693	WIRE PRODUCTS (EXCLUDING INSULATED ELECTRICAL WIRING) AND FENCING GRILLS	528,117		-		413,762	
GRP 694	NAILS, SCREWS, NUTS, BOLTS, RIVETS AND THE LIKE, OF IRON, STEEL, COPPER OR ALUMINIUM	787,868		-		785,060	
GRP 695	TOOLS FOR USE IN THE HAND OR IN MACHINES	12,471,467		-		12,150,415	
GRP 697	HOUSEHOLD EQUIPMENT OF BASE METAL, N.E.S.	34,941		-		34,941	
GRP 699	MANUFACTURES OF BASE METAL, N.E.S.	4,334,863		-		4,292,289	
GRP 711	STEAM OR OTHER VAPOUR GENERATING BOILERS, SUPERHEATED WATER BOILERS, AND AUXILIARY PLANT FOR USE THEREWITH; AND PARTS THEREOF	22,932		-		22,932	
GRP 713	INTERNAL COMBUSTION PISTON ENGINES, AND PARTS THEREOF, N.E.S.	2,628,210		-		2,575,820	
GRP 716	ROTATING ELECTRIC PLANT AND PARTS THEREOF, N.E.S.	113,058		6,072		113,058	
GRP 718	OTHER POWER GENERATING MACHINERY AND PARTS THEREOF, N.E.S.	67,833		-		67,833	
GRP 722	TRACTORS, WHETHER OR NOT FITTED WITH POWER TAKE OFFS, WINCHES OR PULLEYS	104,000		-		104,000	
GRP 723	CIVIL ENGINEERING AND CONTRACTORS' PLANT AND EQUIPMENT	52,498,013		5,564		48,599,394	
GRP 724	TEXTILE AND LEATHER MACHINERY, AND PARTS THEREOF, N.E.S.	8,340		-		8,340	
GRP 728	OTHER MACHINERY AND EQUIPMENT SPECIALIZED FOR PARTICULAR INDUSTRIES, AND PARTS THEREOF, N.E.S.	49,270		-		49,270	
GRP 735	PARTS, NES AND ACCESSORIES FOR USE WITH MACHINES FALLING WITHIN HEADING 731 AND 733	1,762,784		-		1,762,784	
GRP 737	METALWORKING MACHINERY (OTHER THAN MACHINE- TOOLS), AND PARTS THEROF, N.E.S.	270,189		-		270,189	
GRP 741	HEATING AND COOLING EQUIPMENT AND PARTS THEREOF, N.E.S.	255,058		-		255,058	
GRP 742	PUMPS FOR LIQUIDS, LIQUID ELEVATORS AND PARTS	424,845		2,035		424,845	
GRP 743	PUMPS (OTHER THAN PUMPS FOR LIQUIDS) AND COMPRESSORS AND FANS; CENTRIFUGES; FILTERING OR PURIFYING APPARATUS; AND PARTS THEREOF	558,860		-		558,860	
GRP 744	MECHANICAL HANDLING EQUIPMENT, AND PARTS THEREOF, N.E.S.	4,374,952		-		4,374,952	
GRP 745	OTHER NON-ELECTRICAL MACHINERY, TOOLS AND MECHANICAL APPARATUS, AND PARTS THEREOF, N.E.S.	945,452		-		459,399	
GRP 746	BALL OR ROLLER BEARINGS	381,403		-		381,403	
GRP 747	TAPS, COCKS, VALVES AND SIMILAR APPLIANCE	72,861		-		72,861	
GRP 748	TRANSMISSION SHAFTS AND CRANKS; BEARING HOUSINGS AND PARTS THEREOF	1,155,315		-		1,150,515	
GRP 749	NON-ELECTRIC PARTS AND ACCESSORIES OF MACHINERY, N.E.S.	559,710		-		559,710	
GRP 751	OFFICE MACHINES	6,438		-		6,438	
GRP 752	AUTOMATIC DATA PROCESSING MACHINES AND UNITS THEREOF	6,539		-		6,539	
GRP 759	PARTS AND ACCESSORIES FOR USE WITHIN GROUPS 751 AND 752	2,450		-		2,450	

SARAWAK

JADUAL 20 (SAMB) : NILAI EKSPORT, IMPORT DAN EKSPORT SEMULA MENGIKUT KUMPULAN, BAHAGIAN DAN SEKSYEN BAGI SETIAP NEGARA
 TABLE 20 (CONT'D) : VALUE OF EXPORTS, IMPORTS AND RE-EXPORTS BY GROUPS, DIVISIONS AND SECTIONS FOR EACH COUNTRY

GROUP / DIV / SECT	COUNTRY OF DESTINATION / ORIGIN	EXPORTS & RE-EXPORTS RM F.O.B.		IMPORTS RM C.I.F.		RE-EXPORTS RM F.O.B.	
		JAN - DIS	2020	JAN - DIS	2020	JAN - DIS	2020
GRP 764	TELECOMMUNICATIONS EQUIPMENTS, N.E.S.; THEIR PARTS, AND ACCESSORIES USED IN DIVISION 76	9,588		-		9,588	
GRP 771	ELECTRIC POWER MACHINERY (OTHER THAN ROTATING ELECTRIC PLANT), AND PARTS THEREOF	136,613		-		136,613	
GRP 772	ELECTRICAL APPARATUS, RESISTOR, SWITCHBOARD AND CONTROL PANELS N.E.S., AND PARTS N.E.S.	607,572		-		607,572	
GRP 773	EQUIPMENT FOR DISTRIBUTING ELECTRICITY, N.E.S.	21,791		-		21,791	
GRP 775	HOUSEHOLD TYPE, ELECTRICAL AND NON-ELECTRICAL EQUIPMENT, N.E.S.	452,907		-		452,907	
GRP 776	THERMIONIC VALVES AND TUBES; PHOTOCELLS; ETC., AND PARTS THEREOF, N.E.S.	8,151		-		8,151	
GRP 778	ELECTRICAL MACHINERY AND APPARATUS, N.E.S.	524,139		7,357		524,139	
GRP 781	MOTOR CARS AND OTHER MOTOR VEHICLES FOR THE TRANSPORT OF PERSONS	1,315,398		-		1,315,398	
GRP 782	MOTOR VEHICLES FOR THE TRANSPORT OF GOODS AND SPECIAL PURPOSE MOTOR VEHICLES	5,842,896		-		5,819,771	
GRP 783	ROAD MOTOR VEHICLES, N.E.S.	496,000		-		496,000	
GRP 784	PARTS AND ACCESSORIES, OF THE MOTOR VEHICLES FALLING WITHIN HEADING 722, 781, 782 OR 783	24,521,449		-		23,766,559	
GRP 785	MOTORCYCLES, AND CYCLES, MOTORIZED AND NON-MOTORIZED; INVALID CARRIAGES	15,720		-		15,720	
GRP 786	TRAILERS AND SEMI-TRAILERS; OTHER VEHICLES, NOT MECHANICALLY PROPELLED; SPECIALLY DESIGNED AND EQUIPPED TRANSPORT CONTAINERS	38,855		-		17,037	
GRP 792	AIRCRAFT AND ASSOCIATED EQUIPMENT, SPACECRAFTS AND SPACECRAFT LAUNCH VEHICLES AND PARTS	44,637		-		44,637	
GRP 793	SHIPS, BOATS (INCLUDING HOVERCRAFT) AND FLOATING STRUCTURES	17,834,858		-		3,080	
GRP 813	LIGHTING FIXTURES AND FITTINGS, N.E.S.	8,518		-		8,518	
GRP 821	FURNITURE AND PARTS THEREOF	110,708		-		40,141	
GRP 851	FOOTWEAR	2,560		-		2,560	
GRP 873	METERS AND COUNTERS, N.E.S.	2,484		-		2,484	
GRP 874	MEASURING, CHECKING, ANALYSING AND CONTROLLING INSTRUMENTS AND APPARATUS N.E.S.	13,046		138,900		13,046	
GRP 892	PRINTED MATTER	21,457		-		21,457	
GRP 893	ARTICLES, NES OF PLASTICS	964,461		-		888,681	
GRP 894	BABY CARRIAGES, TOYS, GAMES AND SPORTING GOODS	3,003		-		3,003	
GRP 895	OFFICE AND STATIONARY SUPPLIES, N.E.S.	18,335		-		18,335	
GRP 931	SPECIAL TRANSACTIONS AND COMMODITIES	2,285,089		28,332		2,276,128	
DIV 03	FISH, CRUSTACEANS AND MOLLUSCS, AND PREPARATIONS THEREOF	-		57,491		-	
DIV 07	COFFEE, TEA, COCOA, SPICES, AND MANUFACTURES THEREOF	28,279		-		25,500	
DIV 08	FEEDING STUFF FOR ANIMALS (NOT INCLUDING UNMILLED CEREALS)	-		467,380		-	
DIV 09	MISCELLANEOUS EDIBLE PRODUCTS AND PREPARATIONS	651,773		-		637,550	
DIV 24	CORK AND WOOD	-		30,163,025		-	
DIV 28	METALLIFEROUS ORES AND METAL SCRAP	-		1,357,779		-	
DIV 33	PETROLEUM, PETROLEUM PRODUCTS AND RELATED MATERIALS	45,117,365		-		7,325,188	
DIV 51	ORGANIC CHEMICALS	55,986		-		-	
DIV 52	INORGANIC CHEMICALS	25,862		-		-	
DIV 53	DYEING, TANNING AND COLOURING MATERIALS	52,878		-		52,878	
DIV 54	MEDICINAL AND PHARMACEUTICAL PRODUCTS	32,830		-		32,830	
DIV 55	ESSENTIAL OILS AND RESINOIDS AND PERFUME MATERIALS; TOILET, POLISHING AND CLEANSING PREPARATIONS	22,522		-		22,520	
DIV 56	FERTILIZERS, MANUFACTURED	9,710,044		-		584,121	
DIV 58	PLASTICS IN NON-PRIMARY FORMS	146,211		-		143,856	
DIV 59	CHEMICAL MATERIALS AND PRODUCTS, N.E.S.	130,819		-		97,318	
DIV 62	RUBBER MANUFACTURES, N.E.S.	4,883,988		-		4,881,888	
DIV 63	CORK AND WOOD MANUFACTURES (EXCLUDING FURNITURE)	70,883		232,032		-	
DIV 64	PAPER, PAPERBOARD, AND ARTICLES OF PAPER PULP, OF PAPER OR PAPERBOARD	377,496		-		316,074	
DIV 65	TEXTILE YARN, FABRICS, MADE-UP ARICLES, N.E.S. AND RELATED PRODUCTS	190,930		4,728		190,930	
DIV 66	NON-METALLIC MINERAL MANUFACTURES N.E.S.	55,744		-		55,744	
DIV 67	IRON AND STEEL	540,556		-		238,323	
DIV 69	MANUFACTURES OF METAL, N.E.S.	18,157,256		-		17,676,467	
DIV 71	POWER GENERATING MACHINERY AND EQUIPMENT	2,832,033		6,072		2,779,643	

SARAWAK

JADUAL 20 (SAMB) : NILAI EKSPORT, IMPORT DAN EKSPORT SEMULA MENGIKUT KUMPULAN, BAHAGIAN DAN SEKSYEN BAGI SETIAP NEGARA
 TABLE 20 (CONT'D) : VALUE OF EXPORTS, IMPORTS AND RE-EXPORTS BY GROUPS, DIVISIONS AND SECTIONS FOR EACH COUNTRY

GROUP / DIV / SECT	COUNTRY OF DESTINATION / ORIGIN	EXPORTS & RE-EXPORTS RM F.O.B.		IMPORTS RM C.I.F.		RE-EXPORTS RM F.O.B.	
		JAN - DIS	2020	JAN - DIS	2020	JAN - DIS	2020
DIV 72	MACHINERY SPECIALIZED FOR PARTICULAR INDUSTRIES	52,659,623		5,564		48,761,004	
DIV 73	METALWORKING MACHINERY	2,032,973		-		2,032,973	
DIV 74	GENERAL INDUSTRIAL MACHINERY AND EQUIPMENT, N.E.S. AND MACHINE PARTS, N.E.S.	8,728,456		2,035		8,237,603	
DIV 75	OFFICE MACHINES AND AUTOMATIC DATA PROCESSING EQUIPMENT	15,427		-		15,427	
DIV 76	TELECOMMUNICATIONS AND SOUND RECORDING AND REPRODUCING APPARATUS AND EQUIPMENT	9,588		-		9,588	
DIV 77	ELECTRICAL MACHINERY, APPARATUS AND APPLIANCES, N.E.S. AND ELECTRICAL PARTS THEREOF	1,751,173		7,357		1,751,173	
DIV 78	ROAD VEHICLES (INCLUDING AIR - CUSHION VEHICLES)	32,230,318		-		31,430,485	
DIV 79	OTHERS TRANSPORT EQUIPMENT	17,879,495		-		47,717	
DIV 81	PREFABRICATED BUILDINGS, SANITARY, PLUMBING, HEATING AND LIGHTING FIXTURES AND FITTINGS, N.E.S.	8,518		-		8,518	
DIV 82	FURNITURE AND PARTS THEREOF	110,708		-		40,141	
DIV 85	FOOTWEAR	2,560		-		2,560	
DIV 87	PROFESSIONAL, SCIENTIFIC AND CONTROLLING INSTRUMENTS AND APPARATUS, N.E.S.	15,530		138,900		15,530	
DIV 89	MISCELLANEOUS MANUFACTURED ARTICLES, N.E.S.	1,007,256		-		931,476	
DIV 93	SPECIAL TRANSACTIONS AND COMMODITIES	2,285,089		28,332		2,276,128	
SECT 0	FOOD	680,052		524,871		663,050	
SECT 2	CRUDE MATERIALS, INEDIBLE	-		31,520,804		-	
SECT 3	MINERAL FUELS, LUBRICANTS, ETC.	45,117,365		-		7,325,188	
SECT 5	CHEMICALS	10,177,152		-		933,523	
SECT 6	MANUFACTURED GOODS	24,276,853		236,760		23,359,426	
SECT 7	MACHINERY & TRANSPORT EQUIPMENT	118,139,086		21,028		95,065,613	
SECT 8	MISCELLANEOUS MANUFACTURED ARTICLES	1,144,572		138,900		998,225	
SECT 9	MISCELLANEOUS TRANSACTIONS AND COMMODITIES	2,285,089		28,332		2,276,128	
	TOTAL - PAPUA NEW GUINEA	201,820,169		32,470,695		130,621,153	
***	PARAGUAY						
GRP 931	SPECIAL TRANSACTIONS AND COMMODITIES	-		176		-	
DIV 93	SPECIAL TRANSACTIONS AND COMMODITIES	-		176		-	
SECT 9	MISCELLANEOUS TRANSACTIONS AND COMMODITIES	-		176		-	
	TOTAL - PARAGUAY	-		176		-	
***	PENINSULAR MALAYSIA						
GRP 001	LIVE ANIMALS	320,440		13,417,292		83,690	
GRP 011	MEAT OF BOVINE ANIMALS, FRESH, CHILLED OR FROZEN	-		5,361,945		-	
GRP 012	OTHER MEAT AND EDIBLE OFFAL, FRESH, CHILLED OR FROZEN	496,984		24,881,694		384,029	
GRP 017	MEAT AND EDIBLE MEAT OFFAL, PREPARED OR PRESERVED, N.E.S.	292,103		167,110,047		292,103	
GRP 022	MILK AND CREAM AND MILK PRODUCTS OTHER THAN BUTTER OR CHEESE	169,312		143,353,194		-	
GRP 023	BUTTER AND OTHER FATS AND OILS DERIVED FROM MILK	-		16,387,397		-	
GRP 024	CHEESE AND CURD	-		226,210		-	
GRP 025	BIRDS EGG AND EGG YOLK, FRESH, DRIED OR OTHERWISE PRESERVED, SWEETENED OR NOT; EGG ALBUMIN	-		4,754,232		-	
GRP 034	FISH, FRESH(LIVE OR DEAD), CHILLED OR FROZEN	32,459,480		22,621,361		-	
GRP 035	FISH, DRIED, SALTED OR IN BRINE; SMOKED FISH	1,663,838		22,448,177		1,109,830	
GRP 036	CRUSTACEANS AND MOLLUSCS, FRESH, CHILLED, FROZEN, SALTED OR IN BRINE OR DRIED	5,025,639		10,637,922		5,300	
GRP 037	FISH, CRUSTACEANS AND MOLLUSCS PREPARED OR PRESERVED, N.E.S.	10,794,893		93,566,893		150,400	
GRP 041	WHEAT (INCLUDING SPELT) AND MESLIN, UNMILLED	-		3,816,490		-	
GRP 042	RICE	672,474		1,448,398		-	
GRP 043	BARLEY, UNMILLED	-		97,813		-	
GRP 044	MAIZE (NOT INCLUDING SWEET CORN), UNMILLED	-		4,086,620		-	
GRP 045	CEREALS, UNMILLED (OTHER THAN WHEAT RICE, BARLEY AND MAIZE)	-		680,212		-	
GRP 046	MEAL AND FLOUR OF WHEAT AND FLOUR OF MESLIN	567,752		20,434,071		-	
GRP 047	OTHER CEREAL MEALS AND FLOURS	-		2,479,796		-	

SARAWAK

JADUAL 20 (SAMB) : NILAI EKSPORT, IMPORT DAN EKSPORT SEMULA MENGIKUT KUMPULAN, BAHAGIAN DAN SEKSYEN BAGI SETIAP NEGARA
 TABLE 20 (CONT'D) : VALUE OF EXPORTS, IMPORTS AND RE-EXPORTS BY GROUPS, DIVISIONS AND SECTIONS FOR EACH COUNTRY

GROUP / DIV / SECT	COUNTRY OF DESTINATION / ORIGIN	EXPORTS & RE-EXPORTS RM F.O.B.		IMPORTS RM C.I.F.		RE-EXPORTS RM F.O.B.	
		JAN - DIS	2020	JAN - DIS	2020	JAN - DIS	2020
GRP 048	CEREAL PREPARATIONS AND PREPARATION OF FLOUR OR STARCH OF FRUITS OR VEGETABLES	2,052,196		328,508,883		189,773	
GRP 054	VEGETABLES, FRESH, CHILLED, FROZEN OR SIMPLY PRESERVED	102,865		31,310,836		102,240	
GRP 056	VEGETABLES, ROOT AND TUBERS, PREPARED OR PRESERVED, N.E.S.	130,316		29,337,571		51,266	
GRP 057	FRUITS AND NUTS (NOT INCLUDING OIL NUTS), FRESH OR DRIED	2,345,818		15,066,615		2,100	
GRP 058	FRUITS, PRESERVED, AND FRUIT PREPARATIONS (EXCLUDING FRUIT JUICES)	277,879		27,259,259		2,184	
GRP 059	FRUIT JUICES (INCLUDING GRAPE MUST) & VEGETABLE JUICES, UNFERMENTED & NOT CONTAINING ADDED SPIRIT, WHETHER / NOT CONTAINING ADDED SUGAR OR OTHER SWEETENING MATTER	-		12,364,737		-	
GRP 061	SUGARS, MOLASSES AND HONEY	5,220,600		168,702,371		722,529	
GRP 062	SUGAR CONFECTIONERY	31,200		47,696,073		26,800	
GRP 071	COFFEE AND COFFEE SUBSTITUTES	67,651		71,206,739		67,651	
GRP 072	COCOA	1,107,341		488,472		-	
GRP 073	CHOCOLATE AND OTHER FOOD PREPARATIONS CONTAINING COCOA, N.E.S	31,900		65,437,102		-	
GRP 074	TEA AND MATE	238,048		33,349,116		238,048	
GRP 075	SPICES	34,624,457		36,420,981		-	
GRP 081	FEEDING STUFF FOR ANIMALS (NOT INCLUDING UNMILLED CEREALS)	1,980,981		139,286,372		1,845,034	
GRP 091	MARGARINE AND SHORTENING	153,209		20,857,357		102,014	
GRP 098	EDIBLE PRODUCTS AND PREPARATIONS, N.E.S.	43,143,269		936,530,721		31,830,488	
GRP 111	NON-ALCOHOLIC BEVERAGES, N.E.S.	8,629,673		366,912,615		244,404	
GRP 112	ALCOHOLIC BEVERAGES	2,649,334		209,694,460		2,637,164	
GRP 122	TOBACCO, MANUFACTURED (WHETHER OR NOT CONTAINING TOBACCO SUBSTITUTES)	70,560		79,825,533		70,560	
GRP 222	OIL SEEDS AND OLEAGINOUS FRUITS, FOR EXTRACTION OF 'SOFT' FIXED VEGETABLE OILS	45,500		4,185,315		45,500	
GRP 223	OIL SEEDS AND OLEAGINOUS FRUITS, FOR EXTRACTION OF OTHER FIXED VEGETABLE OILS	83,223,808		12,370,335		-	
GRP 231	NATURAL RUBBER, NATURAL GUMS, IN PRIMARY FORMS	793,500		15,590		-	
GRP 232	SYNTHETIC RUBBER; RECLAIMED RUBBER, WASTE, PARINGS AND SCRAP OF UNHARDENED RUBBER	1,708,652		294,321		1,577,266	
GRP 245	FUEL WOOD (EXCLUDING WOOD WASTE) AND WOOD CHARCOAL	30,000		555,782		30,000	
GRP 246	WOOD IN CHIPS OR PARTICLES AND WOOD WASTE	22,739		318,158		22,739	
GRP 247	WOOD IN THE ROUGH OR ROUGHLY SQUARED	-		7,816,901		-	
GRP 248	WOOD, SIMPLY WORKED, AND RAILWAY SLEEPERS OF WOOD	1,114,148		1,374,264		15,242	
GRP 251	PULP AND WASTE PAPER	12,092,199		91,407		-	
GRP 263	COTTON	-		8,479		-	
GRP 265	VEGETABLE TEXTILE FIBRES (OTHER THAN COTTON AND JUTE) RAW OR PROCESSED AND WASTE	-		169,012		-	
GRP 266	SYNTHETIC FIBRES SUITABLE FOR SPINNING	-		39,204		-	
GRP 269	WORN CLOTHING AND OTHER WORN TEXTILE ARTICLES ;RAGS	1,614,868		8,595,226		1,562,468	
GRP 272	FERTILIZERS, CRUDE	-		9,570,126		-	
GRP 273	STONE, SAND AND GRAVEL	59,000		5,318,055		12,000	
GRP 274	SULPHUR AND UNROASTED IRON PYRITES	-		6,480		-	
GRP 277	NATURAL ABRASIVES, N.E.S. (INCLUDING INDUSTRIAL DIAMONDS)	-		609,208		-	
GRP 278	OTHER CRUDE MINERALS	7,402,385		49,533,299		7,402,385	
GRP 281	IRON ORE AND CONCENTRATES	-		846,272		-	
GRP 282	FERROUS WASTE AND SCRAP; REMELTING INGOTS OF IRON OR STEEL	106,106,006		14,406,104		5,543,277	
GRP 285	ALUMINIUM ORES AND CONCENTRATES	72,000		-		48,000	
GRP 287	ORES AND CONCENTRATES OF BASE METALS, N.E.S.	-		8,634,935		-	
GRP 288	NON-FERROUS BASE METAL WASTE AND SCRAP, N.E.S.	61,234,168		50,255,253		64,159	
GRP 291	CRUDE ANIMAL MATERIALS, N.E.S.	1,096,350		465,139		1,096,350	
GRP 292	CRUDE VEGETABLE MATERIALS, N.E.S.	338,179		12,790,737		-	
GRP 321	COAL, WHETHER OR NOT PULVERIZED, BUT NOT AGGLOMERATED	58,020		9,500		-	
GRP 322	BRIGUETTES, LIGNITE AND PEAT	-		153,642		-	
GRP 333	PETROLEUM OILS, CRUDE, AND CRUDE OILS OBTAINED FROM BITUMINOUS MINERALS	6,028,502,947		-		-	
GRP 334	PETROLEUM PRODUCTS, REFINED	7,001,500		1,116,224,551		5,944,087	

SARAWAK

JADUAL 20 (SAMB) : NILAI EKSPORT, IMPORT DAN EKSPORT SEMULA MENGIKUT KUMPULAN, BAHAGIAN DAN SEKSYEN BAGI SETIAP NEGARA
TABLE 20 (CONT'D) : VALUE OF EXPORTS, IMPORTS AND RE-EXPORTS BY GROUPS, DIVISIONS AND SECTIONS FOR EACH COUNTRY

GROUP / DIV / SECT	COUNTRY OF DESTINATION / ORIGIN	EXPORTS & RE-EXPORTS RM F.O.B.		IMPORTS RM C.I.F.		RE-EXPORTS RM F.O.B.	
		JAN - DIS	2020	JAN - DIS	2020	JAN - DIS	2020
GRP 335	RESIDUAL PETROLEUM PRODUCTS, N.E.S. AND RELATED MATERIALS	28,830,673		41,154,100		-	
GRP 342	LIQUEFIED PROPANE AND BUTANE	8,300		331,494		8,300	
GRP 344	PETROLEUM GASES AND OTHER GASEOUS HYDRO-CARBONS, N.E.S.	10,970		691,971		10,970	
GRP 345	COAL GAS, WATER GAS, PRODUCER GAS AND SIMILAR GASES	-		2,501		-	
GRP 411	ANIMAL OILS AND FATS	-		217,668		-	
GRP 421	FIXED VEGETABLE OILS, 'SOFT', CRUDE, REFINED OR PURIFIED	69,120		14,856,625		69,120	
GRP 422	OTHER FIXED VEGETABLE OILS, FLUID OR SOLID, CRUDE, REFINED OR PURIFIED	1,003,209,904		37,819,869		175,392	
GRP 431	ANIMAL OR VEGETABLE OILS AND FATS, PROCESSED, AND WAXES OF ANIMAL OR VEGETABLE ORIGIN	17,507,172		2,984,144		-	
GRP 511	HYDROCARBONS, N.E.S. AND THEIR HALOGENATED, SULPHONATED, NITRATED OR NITROSATED DERIVATIVES	12,380		4,603,630		12,380	
GRP 512	ALCOHOLS, PHENOLS, PHENOL-ALCOHOLS, AND THEIR DERIVATIVES	23,380,018		74,407,338		29,367	
GRP 513	CARBOXYLIC ACIDS, ANHYDRIDES, HALIDES, PEROXIDES AND PEROXYACIDS AND DERIVATIVES	80,500		5,459,517		80,500	
GRP 514	NITROGEN-FUNCTION COMPOUNDS	-		23,582,067		-	
GRP 515	ORGANO-INORGANIC AND HETEROCYCLIC COMPOUNDS	184,660		4,932,604		184,660	
GRP 516	OTHER ORGANIC CHEMICALS	57,195		3,530,330		57,195	
GRP 522	INORGANIC CHEMICAL ELEMENTS, OXIDES AND HALOGEN SALTS	11,758,678		45,052,242		8,791,810	
GRP 523	METALLIC SALTS AND PEROXYSALTS, OF INORGANIC ACIDS	107,079,641		63,506,430		689,000	
GRP 524	OTHER INORGANIC CHEMICALS; ORGANIC AND INORGANIC COMPOUNDS OF PRECIOUS METALS	81,607		8,552,644		43,205	
GRP 525	RADIO-ACTIVE AND ASSOCIATED MATERIALS	297,921		1,717,632		297,921	
GRP 531	SYNTHETIC ORGANIC COLOURING MATTER AND COLOUR LAKES AND PREPARATIONS BASED THEREON	-		2,431,612		-	
GRP 532	DYEING AND TANNING EXTRACTS, AND SYNTHETIC TANNING MATERIALS	5,000		653,504		5,000	
GRP 533	PIGMENTS, PAINTS, VARNISHES AND RELATED MATERIALS	506,238		200,095,567		502,972	
GRP 541	MEDICINAL AND PHARMACEUTICAL PRODUCTS, OTHER THAN MEDICAMENTS OF GROUP 542	4,861,092		206,628,984		4,536,092	
GRP 542	MEDICAMENTS (INCLUDING VETERINARY MEDICAMENTS)	1,909,661		307,790,005		1,909,661	
GRP 551	ESSENTIAL OILS, PERFUME AND FLAVOUR MATERIALS	671,593		2,074,419		671,593	
GRP 553	PERFUMERY, COSMETICS AND TOILET PREPARATIONS	3,601,252		440,627,075		3,599,252	
GRP 554	SOAP, CLEANSING AND POLISHING PREPARATIONS	715,896		242,835,850		702,596	
GRP 562	FERTILIZERS, MANUFACTURED	16,726,222		240,349,933		11,048,300	
GRP 571	POLYMER OF ETHYLENE, IN PRIMARY FORMS	238,417		48,479,552		232,381	
GRP 572	POLYMER OF STYRENE, IN PRIMARY FORMS	-		831,004		-	
GRP 573	POLYMERS OF VINYL CHLORIDE, IN PRIMARY FORMS	-		6,908,569		-	
GRP 574	POLYACETALS, OTHER POLYETHERS AND EPOXIDE RESINS, IN PRIMARY FORMS	409,477		14,959,453		409,477	
GRP 575	OTHER PLASTICS, IN PRIMARY FORMS	655,684		38,636,710		648,164	
GRP 579	WASTE, PARINGS AND SCRAP, OF PLASTICS	1,350,554		420,219		1,202,470	
GRP 581	TUBES, PIPES AND HOSES OF PLASTICS	1,605,657		67,541,006		1,605,657	
GRP 582	PLATES, SHEETS, FILM, COIL AND STRIP OF PLASTICS	1,453,653		89,216,964		1,453,653	
GRP 583	MONOFILAMENT, RODS, STICKS AND PROFILE SHAPES, OF PLASTICS	-		769,921		-	
GRP 591	DISINFECTANTS, INSECTICIDES, FUNGICIDES, WEED KILLERS, ANTI-SPROUTING PRODUCTS, ETC.	633,784		179,091,661		633,784	
GRP 592	STARCHES, INULIN AND WHEAT GLUTEN; ALBUMINOIDAL SUBSTANCES; GLUES	39,073,629		11,025,405		210,650	
GRP 593	EXPLOSIVES AND PYROTECHNIC PRODUCTS	-		5,454,594		-	
GRP 597	PREPARED ADDITIVES FOR MINERAL OILS; LUBRICATING PREPARATIONS	531,959		18,325,574		531,959	
GRP 598	MISCELLANEOUS CHEMICAL PRODUCTS, N.E.S.	22,240,997		69,710,075		11,270,502	
GRP 599	RESIDUAL PRODUCTS OF THE CHEMICAL OR ALLIED INDUSTRIES, N.E.S; MUNICIPAL WASTE; SEWAGE SLUDGE OTHER WASTES	1,213,110		227,139		1,213,110	
GRP 612	MANUFACTURES OF LEATHER OR OF COMPOSITION LEATHER, N.E.S. SADDLERY, HARNESS	-		281,277		-	
GRP 621	MATERIALS OF RUBBER	176,968		8,121,521		176,968	
GRP 625	RUBBER TYRES, INTERCHANGEABLE TYRE TREADS, INNER TUBES AND TYRE FLABS	1,298,206		79,275,404		1,298,206	
GRP 629	ARTICLES OF RUBBER, N.E.S	841,936		11,420,634		841,936	
GRP 633	CORK MANUFACTURES	-		16,000		-	

SARAWAK

JADUAL 20 (SAMB) : NILAI EKSPORT, IMPORT DAN EKSPORT SEMULA MENGIKUT KUMPULAN, BAHAGIAN DAN SEKSYEN BAGI SETIAP NEGARA
 TABLE 20 (CONT'D) : VALUE OF EXPORTS, IMPORTS AND RE-EXPORTS BY GROUPS, DIVISIONS AND SECTIONS FOR EACH COUNTRY

GROUP / DIV / SECT	COUNTRY OF DESTINATION / ORIGIN	EXPORTS & RE-EXPORTS RM F.O.B.		IMPORTS RM C.I.F.		RE-EXPORTS RM F.O.B.	
		JAN - DIS	2020	JAN - DIS	2020	JAN - DIS	2020
GRP 634	VENEERS, PLYWOOD, PARTICLE BOARD, AND OTHER WOOD, WORKED, N.E.S.	45,795,893		7,198,781		91,413	
GRP 635	WOOD MANUFACTURES, N.E.S.	11,119,221		18,634,010		1,139,575	
GRP 641	PAPER AND PAPERBOARD	2,237,131		49,745,977		302,193	
GRP 642	PAPER AND PAPERBOARD, CUT TO SIZE OR SHAPE, AND ARTICLES OF PAPER OR PAPERBOARD	1,344,087		362,132,677		472,929	
GRP 651	TEXTILE YARN	8,200		1,015,605		8,200	
GRP 652	COTTON FABRICS, WOVEN (NOT INCLUDING NARROW OR SPECIAL FABRICS)	4,100		11,742,162		4,100	
GRP 653	FABRICS, WOVEN, OF MAN-MADE TEXTILE MATERIALS (NOT INCLUDING NARROW OR SPECIAL FABRICS)	248,632		2,930,895		248,632	
GRP 654	TEXTILE FABRICS, WOVEN	-		2,461,934		-	
GRP 655	KNITTED OR CROCHETED FABRICS (INCLUDING TUBULAR KNIT, PILE AND OPEN-WORK FABRICS)	-		139,023		-	
GRP 656	TULLES, LACE, EMBROIDERY, RIBBONS, TRIMMINGS AND OTHER SMALL WARES	47,211		347,200		47,211	
GRP 657	SPECIAL YARNS, TEXTILE FABRICS AND RELATED PRODUCTS	258,145		47,587,919		239,145	
GRP 658	MADE-UP ARTICLES, WHOLLY OR CHIEFLY OF TEXTILE MATERIALS, N.E.S.	2,674,031		76,293,245		2,333,893	
GRP 659	FLOOR COVERINGS, ETC.	5,846		6,676,829		5,846	
GRP 661	LIME, CEMENT, AND FABRICATED CONSTRUCTION MATERIALS (EXCEPT GLASS AND CLAY MATERIALS)	366,977		107,094,536		325,365	
GRP 662	CLAY CONSTRUCTION MATERIALS AND REFRACTORY CONSTRUCTION MATERIALS	25,970,519		50,378,701		159,953	
GRP 663	MINERAL MANUFACTURES, N.E.S.	753,833		94,294,390		516,332	
GRP 664	GLASS	3,139		45,652,841		-	
GRP 665	GLASSWARE	250,852		9,413,758		86,385	
GRP 666	POTTERY	65,642		15,793,779		59,642	
GRP 667	PEARLS, PRECIOUS AND SEMI-PRECIOUS STONES, UNWORKED OR WORKED	-		32,396		-	
GRP 671	PIG IRON, SPIEGELEISEN, SPONGE IRON, IRON OR STEEL GRANULES AND POWDERS AND FERRO-ALLOYS	146,404,548		681,952		-	
GRP 672	INGOTS AND OTHER PRIMARY FORMS, OF IRON OR STEEL	-		6,143,773		-	
GRP 673	FLAT-ROLLED PRODUCTS, OF IRON OR NON-ALLOY STEEL, NOT CLAD, PLATED OR COATED	283,520		87,555,731		-	
GRP 674	FLAT-ROLLED PRODUCTS, OF IRON OR NON-ALLOY STEEL, CLAD, PLATED OR COATED	7,081,679		32,769,116		-	
GRP 675	FLAT-ROLLED PRODUCTS OF ALLOY STEEL	6,367		15,980,404		-	
GRP 676	IRON AND STEEL BARS, RODS, ANGLES, SHAPES AND SECTIONS (INCLUDING SHEET PILING)	678,379		364,328,165		-	
GRP 677	RAILS AND RAILWAY TRACK CONSTRUCTION MATERIAL, OF IRON OR STEEL	-		673,095		-	
GRP 678	WIRE OF IRON OR STEEL	175,170		17,129,986		-	
GRP 679	TUBES, PIPES AND HOLLOW PROFILES, AND TUBES OR PIPE FITTINGS, OF IRON OR STEEL	5,403,129		388,960,869		2,079,557	
GRP 681	SILVER, PLATINUM AND OTHER METALS OF THE PLATINUM GROUP	-		273,963		-	
GRP 682	COPPER (INCLUDING ALLOYS)	89,350,795		33,043,890		-	
GRP 683	NICKEL (INCLUDING ALLOYS)	-		1,736,797		-	
GRP 684	ALUMINIUM (INCLUDING ALLOYS)	843,409,220		163,920,152		24,393	
GRP 685	LEAD (INCLUDING ALLOYS)	7,500		231,521		-	
GRP 686	ZINC (INCLUDING ALLOYS)	4,800		882,724		-	
GRP 691	STRUCTURES AND PARTS OF STRUCTURES, N.E.S., OF IRON, STEEL OR ALUMINIUM	8,939,406		428,949,348		747,000	
GRP 692	METAL CONTAINERS FOR STORAGE OR TRANSPORT	5,731,957		22,048,906		1,629,867	
GRP 693	WIRE PRODUCTS (EXCLUDING INSULATED ELECTRICAL WIRING) AND FENCING GRILLS	1,221,124		102,480,191		11,550	
GRP 694	NAILS, SCREWS, NUTS, BOLTS, RIVETS AND THE LIKE, OF IRON, STEEL, COPPER OR ALUMINIUM	1,654,657		45,655,595		-	
GRP 695	TOOLS FOR USE IN THE HAND OR IN MACHINES	8,377,799		145,661,387		8,329,004	
GRP 696	CUTLERY	10,868		11,057,595		10,868	
GRP 697	HOUSEHOLD EQUIPMENT OF BASE METAL, N.E.S.	449,270		284,391,558		176,713	
GRP 699	MANUFACTURES OF BASE METAL, N.E.S.	116,691,127		295,850,769		4,867,074	
GRP 711	STEAM OR OTHER VAPOUR GENERATING BOILERS, SUPERHEATED WATER BOILERS, AND AUXILIARY PLANT FOR USE THEREWITH; AND PARTS THEREOF	91,120		11,880,646		91,120	
GRP 712	STEAM TURBINES AND OTHER VAPOUR TURBINES, AND PARTS THEREOF, N.E.S.	9,600		1,891,893		9,600	
GRP 713	INTERNAL COMBUSTION PISTON ENGINES, AND PARTS THEREOF, N.E.S.	17,787,609		31,717,717		17,787,609	

SARAWAK

JADUAL 20 (SAMB) : NILAI EKSPORT, IMPORT DAN EKSPORT SEMULA MENGIKUT KUMPULAN, BAHAGIAN DAN SEKSYEN BAGI SETIAP NEGARA
TABLE 20 (CONT'D) : VALUE OF EXPORTS, IMPORTS AND RE-EXPORTS BY GROUPS, DIVISIONS AND SECTIONS FOR EACH COUNTRY

GROUP / DIV / SECT	COUNTRY OF DESTINATION / ORIGIN	EXPORTS & RE-EXPORTS RM F.O.B.		IMPORTS RM C.I.F.		RE-EXPORTS RM F.O.B.	
		JAN - DIS	2020	JAN - DIS	2020	JAN - DIS	2020
GRP 714	ENGINES AND MOTORS, NON-ELECTRIC, AND PARTS, N.E.S.	25,190,026		22,966,118		25,190,026	
GRP 716	ROTATING ELECTRIC PLANT AND PARTS THEREOF, N.E.S.	4,213,456		46,665,439		4,213,456	
GRP 718	OTHER POWER GENERATING MACHINERY AND PARTS THEREOF, N.E.S.	781,078		2,866,004		781,078	
GRP 721	AGRICULTURAL MACHINERY (EXCLUDING TRACTORS) AND PARTS THEREOF	732,300		27,729,424		732,300	
GRP 722	TRACTORS, WHETHER OR NOT FITTED WITH POWER TAKE OFFS, WINCHES OR PULLEYS	1,865,059		21,324,742		1,865,059	
GRP 723	CIVIL ENGINEERING AND CONTRACTORS' PLANT AND EQUIPMENT	26,333,745		181,207,623		26,274,630	
GRP 724	TEXTILE AND LEATHER MACHINERY, AND PARTS THEREOF, N.E.S.	753,357		42,372,640		723,357	
GRP 725	PAPER MILL AND PULP MILL MACHINERY, PAPER CUTTING MACHINES AND OTHER MACHINERY FOR THE MANUFACTURE OF PAPER ARTICLES; PARTS THEREOF	17,000		2,457,337		17,000	
GRP 726	PRINTING AND BOOKBINDING MACHINERY, AND PARTS THEREOF	196,366		5,862,630		191,010	
GRP 727	FOOD-PROCESSING MACHINES (EXCLUDING DOMESTIC)	208,200		48,368,975		208,200	
GRP 728	OTHER MACHINERY AND EQUIPMENT SPECIALIZED FOR PARTICULAR INDUSTRIES, AND PARTS THEREOF, N.E.S.	8,715,740		142,099,262		8,612,040	
GRP 731	MACHINE-TOOLS WORKING BY REMOVING METAL OR OTHER MATERIAL	2,472,430		4,300,082		2,472,430	
GRP 733	MACHINE-TOOLS FOR WORKING METAL, SINTERED METAL CARBIDES OF CERMETS, WITHOUT REMOVING MATERIAL	810,565		3,260,673		810,565	
GRP 735	PARTS, NES AND ACCESSORIES FOR USE WITH MACHINES FALLING WITHIN HEADING 731 AND 733	121,993		45,987,922		121,993	
GRP 737	METALWORKING MACHINERY (OTHER THAN MACHINE- TOOLS), AND PARTS THEROF, N.E.S.	2,674,651		13,640,324		2,674,651	
GRP 741	HEATING AND COOLING EQUIPMENT AND PARTS THEREOF, N.E.S.	3,652,308		210,866,232		3,652,308	
GRP 742	PUMPS FOR LIQUIDS, LIQUID ELEVATORS AND PARTS	4,586,456		38,224,768		4,586,456	
GRP 743	PUMPS (OTHER THAN PUMPS FOR LIQUIDS) AND COMPRESSORS AND FANS; CENTRIFUGES; FILTERING OR PURIFYING APPARATUS; AND PARTS THEREOF	19,332,861		264,300,322		19,332,861	
GRP 744	MECHANICAL HANDLING EQUIPMENT, AND PARTS THEREOF, N.E.S.	25,936,418		131,952,981		25,286,418	
GRP 745	OTHER NON-ELECTRICAL MACHINERY, TOOLS AND MECHANICAL APPARATUS, AND PARTS THEREOF, N.E.S.	2,963,601		61,142,760		2,963,601	
GRP 746	BALL OR ROLLER BEARINGS	826,536		12,253,204		826,536	
GRP 747	TAPS, COCKS, VALVES AND SIMILAR APPLIANCE	679,977		78,917,939		679,977	
GRP 748	TRANSMISSION SHAFTS AND CRANKS; BEARING HOUSINGS AND PARTS THEREOF	11,411,162		29,411,041		4,326,361	
GRP 749	NON-ELECTRIC PARTS AND ACCESSORIES OF MACHINERY, N.E.S.	3,401,669		20,367,487		3,401,669	
GRP 751	OFFICE MACHINES	5,060,428		36,132,595		4,470,428	
GRP 752	AUTOMATIC DATA PROCESSING MACHINES AND UNITS THEREOF	3,307,332		94,392,357		2,380,512	
GRP 759	PARTS AND ACCESSORIES FOR USE WITHIN GROUPS 751 AND 752	4,636,203		92,781,839		4,579,785	
GRP 761	TELEVISION RECEIVERS WITH RADIO-BROADCAST RECEIVERS, SOUND RECORDERS OR REPRODUCERS	885,739		97,429,651		885,739	
GRP 762	RADIO-BROADCAST RECEIVERS WITH SOUND RECORDERS OR REPRODUCERS	-		3,877,596		-	
GRP 763	SOUND RECORDERS OR REPRODUCERS; TELEVISION IMAGE AND SOUND RECORDERS OR REPRODUCERS; PREPARED UNRECORDED MEDIA	20,340		1,367,615		20,340	
GRP 764	TELECOMMUNICATIONS EQUIPMENTS, N.E.S.; THEIR PARTS, AND ACCESSORIES USED IN DIVISION 76	6,676,375		522,911,959		6,676,375	
GRP 771	ELECTRIC POWER MACHINERY (OTHER THAN ROTATING ELECTRIC PLANT), AND PARTS THEREOF	1,281,210		41,558,629		1,281,210	
GRP 772	ELECTRICAL APPARATUS, RESISTOR, SWITCHBOARD AND CONTROL PANELS N.E.S., AND PARTS N.E.S.	4,281,205		154,242,025		4,281,205	
GRP 773	EQUIPMENT FOR DISTRIBUTING ELECTRICITY, N.E.S.	1,178,269		176,514,349		1,178,269	
GRP 774	ELECTRO-DIAGNOSTIC APPARATUS FOR MEDICAL, SURGICAL, DENTAL OR VETERINARY SCIENCES AND RADIOLOGICAL APPARATUS	2,541,929		22,481,652		2,441,929	
GRP 775	HOUSEHOLD TYPE, ELECTRICAL AND NON-ELECTRICAL EQUIPMENT, N.E.S.	2,538,499		178,137,801		2,538,499	
GRP 776	THERMIONIC VALVES AND TUBES; PHOTOCELLS; ETC., AND PARTS THEREOF, N.E.S.	25,769,751		13,556,877		5,249,709	
GRP 778	ELECTRICAL MACHINERY AND APPARATUS, N.E.S.	26,811,048		160,835,519		26,786,737	
GRP 781	MOTOR CARS AND OTHER MOTOR VEHICLES FOR THE TRANSPORT OF PERSONS	162,506,677		2,296,633,924		160,874,677	

SARAWAK

JADUAL 20 (SAMB) : NILAI EKSPORT, IMPORT DAN EKSPORT SEMULA MENGIKUT KUMPULAN, BAHAGIAN DAN SEKSYEN BAGI SETIAP NEGARA
TABLE 20 (CONT'D) : VALUE OF EXPORTS, IMPORTS AND RE-EXPORTS BY GROUPS, DIVISIONS AND SECTIONS FOR EACH COUNTRY

GROUP / DIV / SECT	COUNTRY OF DESTINATION / ORIGIN	EXPORTS & RE-EXPORTS RM F.O.B.		IMPORTS RM C.I.F.		RE-EXPORTS RM F.O.B.	
		JAN - DIS	2020	JAN - DIS	2020	JAN - DIS	2020
GRP 782	MOTOR VEHICLES FOR THE TRANSPORT OF GOODS AND SPECIAL PURPOSE MOTOR VEHICLES	21,175,598		694,545,378		20,693,798	
GRP 783	ROAD MOTOR VEHICLES, N.E.S	3,797,800		34,237,923		3,797,800	
GRP 784	PARTS AND ACCESSORIES, OF THE MOTOR VEHICLES FALLING WITHIN HEADING 722, 781, 782 OR 783	11,441,489		462,622,653		11,148,289	
GRP 785	MOTORCYCLES, AND CYCLES, MOTORIZED AND NON-MOTORIZED; INVALID CARRIAGES	7,462,153		443,931,787		7,357,513	
GRP 786	TRAILERS AND SEMI-TRAILERS; OTHER VEHICLES, NOT MECHANICALLY PROPELLED; SPECIALLY DESIGNED AND EQUIPPED TRANSPORT CONTAINERS	193,411		12,411,237		193,411	
GRP 791	RAILWAY VEHICLES (INCLUDING HOVERTRAINS) AND ASSOCIATED EQUIPMENT	232,719		801,376		232,719	
GRP 792	AIRCRAFT AND ASSOCIATED EQUIPMENT, SPACECRAFTS AND SPACECRAFT LAUNCH VEHICLES AND PARTS	21,559,011		21,918,092		21,559,011	
GRP 793	SHIPS, BOATS (INCLUDING HOVERCRAFT) AND FLOATING STRUCTURES	3,535,325		7,440,820		3,535,325	
GRP 811	PREFABRICATED BUILDINGS	34,230		1,986,302		34,230	
GRP 812	SANITARY, PLUMBING AND HEATING FIXTURES AND FITTINGS, N.E.S.	1,494,495		3,497,353		1,316,251	
GRP 813	LIGHTING FIXTURES AND FITTINGS, N.E.S.	842,503		47,703,262		842,503	
GRP 821	FURNITURE AND PARTS THEREOF	2,417,086		297,324,492		2,314,194	
GRP 831	TRAVEL GOODS, HANDBAGS AND SIMILAR CONTAINERS	662,699		38,355,489		662,699	
GRP 841	MEN'S OR BOYS' COATS, CAPES, JACKETS, SUITS, BLAZERS, TROUSERS, UNDERWEAR, ETC., OF TEXTILE FABRICS, NOT KNITTED OR CROCHETED	723,242		58,914,622		723,242	
GRP 842	WOMEN'S AND GIRLS' COATS, CAPES, JACKETS, SUITS, BLAZERS, TROUSERS, SHORTS AND SIMILAR ARTICLES OF TEXTILE FABRICS, NOT KNITTED OR CROCHETED	268,005		112,382,844		268,005	
GRP 843	MEN'S OR BOYS' COATS, CAPES, JACKETS, SUITS, BLAZERS, TROUSERS, SHORTS AND SIMILAR ARTICLES OF TEXTILE FABRICS, KNITTED OR CROCHETED	-		500,591		-	
GRP 844	WOMEN'S AND GIRLS' COATS, CAPES, JACKETS, SUITS, BLAZERS, TROUSERS, SHORTS AND SIMILAR ARTICLES OF TEXTILE FABRICS, KNITTED OR CROCHETED	-		23,478,393		-	
GRP 845	ARTICLES OF APPAREL, OF TEXTILE FABRICS, WHETHER OR NOT KNITTED OR CROCHETED, N.E.S.	5,302,865		271,849,239		4,921,641	
GRP 846	CLOTHING ACCESSORIES, OF TEXTILE FABRICS, WHETHER OR NOT KNITTED OR CROCHETED	1,143,403		30,736,951		432,392	
GRP 848	ARTICLES OF APPAREL AND CLOTHING ACCESSORIES OF OTHER THAN TEXTILE FABRICS, HEADGEAR OF ALL MATERIALS	484,818		31,626,816		484,818	
GRP 851	FOOTWEAR	1,898,565		63,847,314		1,898,565	
GRP 871	OPTICAL INSTRUMENTS AND APPARATUS, N.E.S.	601,750		5,376,116		568,750	
GRP 872	MEDICAL INSTRUMENTS AND APPLIANCES, N.E.S.	2,725,431		98,916,716		2,723,375	
GRP 873	METERS AND COUNTERS, N.E.S.	-		10,677,847		-	
GRP 874	MEASURING, CHECKING, ANALYSING AND CONTROLLING INSTRUMENTS AND APPARATUS N.E.S.	9,114,356		115,746,677		9,000,743	
GRP 881	PHOTOGRAPHIC APPARATUS AND EQUIPMENT, N.E.S.	66,205		5,638,410		66,205	
GRP 882	PHOTOGRAPHIC AND CINEMATOGRAPHIC SUPPLIES	-		992,919		-	
GRP 884	OPTICAL GOODS, N.E.S.	135,455		7,036,034		129,485	
GRP 885	WATCHES AND CLOCKS	5,000		11,911,921		5,000	
GRP 891	ARMS AND AMMUNITION	215,011		4,052,671		215,011	
GRP 892	PRINTED MATTER	11,323,525		420,120,346		105,860	
GRP 893	ARTICLES, NES OF PLASTICS	7,333,163		397,093,390		7,001,443	
GRP 894	BABY CARRIAGES, TOYS, GAMES AND SPORTING GOODS	2,049,067		98,910,474		2,049,067	
GRP 895	OFFICE AND STATIONARY SUPPLIES, N.E.S.	188,037		16,706,411		188,037	
GRP 896	WORKS OF ART, COLLECTORS' PIECES AND ANTIQUES	14,000		4,237,095		14,000	
GRP 897	JEWELLERY, GOLDSMITHS' AND SILVERSMITHS' WARES AND OTHER ARTICLES OF PRECIOUS OR SEMI-PRECIOUS MATERIALS, N.E.S.	10,395,640		44,995,921		4,739,204	
GRP 898	MUSICAL INSTRUMENTS AND PARTS AND ACCESSORIES THEREOF	1,142,511		16,338,541		1,142,511	
GRP 899	MISCELLANEOUS MANUFACTURED ARTICLES, N.E.S.	299,989		29,599,276		44,144	
GRP 931	SPECIAL TRANSACTIONS AND COMMODITIES	13,611,621		76,810,529		2,135,387	
DIV 00	LIVE ANIMALS	320,440		13,417,292		83,690	
DIV 01	MEAT AND MEAT PREPARATIONS	789,087		197,353,686		676,132	
DIV 02	DAIRY PRODUCT AND BIRDS EGGS	169,312		164,721,033		-	
DIV 03	FISH, CRUSTACEANS AND MOLLUSCS, AND PREPARATIONS THEREOF	49,943,850		149,274,353		1,265,530	

SARAWAK

JADUAL 20 (SAMB) : NILAI EKSPORT, IMPORT DAN EKSPORT SEMULA MENGIKUT KUMPULAN, BAHAGIAN DAN SEKSYEN BAGI SETIAP NEGARA
 TABLE 20 (CONT'D) : VALUE OF EXPORTS, IMPORTS AND RE-EXPORTS BY GROUPS, DIVISIONS AND SECTIONS FOR EACH COUNTRY

GROUP / DIV / SECT	COUNTRY OF DESTINATION / ORIGIN	EXPORTS & RE-EXPORTS RM F.O.B.		IMPORTS RM C.I.F.		RE-EXPORTS RM F.O.B.	
		JAN - DIS	2020	JAN - DIS	2020	JAN - DIS	2020
DIV 04	CEREALS AND CEREAL PREPARATIONS	3,292,422		361,552,283		189,773	
DIV 05	VEGETABLES AND FRUITS	2,856,878		115,339,018		157,790	
DIV 06	SUGARS, SUGAR PREPARATIONS AND HONEY	5,251,800		216,398,444		749,329	
DIV 07	COFFEE, TEA, COCOA, SPICES, AND MANUFACTURES THEREOF	36,069,397		206,902,410		305,699	
DIV 08	FEEDING STUFF FOR ANIMALS (NOT INCLUDING UNMILLED CEREALS)	1,980,981		139,286,372		1,845,034	
DIV 09	MISCELLANEOUS EDIBLE PRODUCTS AND PREPARATIONS	43,296,478		957,388,078		31,932,502	
DIV 11	BEVERAGES	11,279,007		576,607,075		2,881,568	
DIV 12	TOBACCO AND TOBACCO MANUFACTURES THEREOF	70,560		79,825,533		70,560	
DIV 22	OIL SEEDS AND OLEAGINOUS FRUITS	83,269,308		16,555,650		45,500	
DIV 23	CRUDE RUBBER (INCLUDING SYNTHETIC AND RECLAIMED)	2,502,152		309,911		1,577,266	
DIV 24	CORK AND WOOD	1,166,887		10,065,105		67,981	
DIV 25	PULP AND WASTE PAPER	12,092,199		91,407		-	
DIV 26	TEXTILE FIBRES(OTHER THAN WOOL TOPS) AND THEIR WASTES (NOT MANUFACTURED INTO YARN OR FABRICS)	1,614,868		8,811,921		1,562,468	
DIV 27	CRUDE FERTILIZERS AND CRUDE MINERALS (EXCLUDING COAL, PETROLEUM AND PRECIOUS STONES)	7,461,385		65,037,168		7,414,385	
DIV 28	METALLIFEROUS ORES AND METAL SCRAP	167,412,174		74,142,564		5,655,436	
DIV 29	CRUDE ANIMAL AND VEGETABLE MATERIALS, N.E.S.	1,434,529		13,255,876		1,096,350	
DIV 32	COAL, COKE AND BRIQUETTES	58,020		163,142		-	
DIV 33	PETROLEUM, PETROLEUM PRODUCTS AND RELATED MATERIALS	6,064,335,120		1,157,378,651		5,944,087	
DIV 34	GAS, NATURAL AND MANUFACTURED	19,270		1,025,966		19,270	
DIV 41	ANIMAL OILS AND FATS	-		217,668		-	
DIV 42	FIXED VEGETABLE OILS AND FATS, CRUDE, REFINED OR FRACTIONATED	1,003,279,024		52,676,494		244,512	
DIV 43	ANIMAL OR VEGETABLE OILS AND FATS, PROCESSED, AND WAXES OF ANIMAL OR VEGETABLE ORIGIN	17,507,172		2,984,144		-	
DIV 51	ORGANIC CHEMICALS	23,714,753		116,515,486		364,102	
DIV 52	INORGANIC CHEMICALS	119,217,847		118,828,948		9,821,936	
DIV 53	DYEING, TANNING AND COLOURING MATERIALS	511,238		203,180,683		507,972	
DIV 54	MEDICINAL AND PHARMACEUTICAL PRODUCTS	6,770,753		514,418,989		6,445,753	
DIV 55	ESSENTIAL OILS AND RESINOIDS AND PERFUME MATERIALS; TOILET, POLISHING AND CLEANSING PREPARATIONS	4,988,741		685,537,344		4,973,441	
DIV 56	FERTILIZERS, MANUFACTURED	16,726,222		240,349,933		11,048,300	
DIV 57	PLASTICS IN PRIMARY FORMS	2,654,132		110,235,507		2,492,492	
DIV 58	PLASTICS IN NON-PRIMARY FORMS	3,059,310		157,527,891		3,059,310	
DIV 59	CHEMICAL MATERIALS AND PRODUCTS, N.E.S.	63,693,479		283,834,448		13,860,005	
DIV 61	LEATHER, LEATHER MANUFACTURES, N.E.S. AND DRESSED FURSKINS	-		281,277		-	
DIV 62	RUBBER MANUFACTURES, N.E.S.	2,317,110		98,817,559		2,317,110	
DIV 63	CORK AND WOOD MANUFACTURES (EXCLUDING FURNITURE)	56,915,114		25,848,791		1,230,988	
DIV 64	PAPER, PAPERBOARD, AND ARTICLES OF PAPER PULP, OF PAPER OR PAPERBOARD	3,581,218		411,878,654		775,122	
DIV 65	TEXTILE YARN, FABRICS, MADE-UP ARICLES, N.E.S. AND RELATED PRODUCTS	3,246,165		149,194,812		2,887,027	
DIV 66	NON-METALLIC MINERAL MANUFACTURES N.E.S.	27,410,962		322,660,401		1,147,677	
DIV 67	IRON AND STEEL	160,032,792		914,223,091		2,079,557	
DIV 68	NON-FERROUS METALS	932,772,315		200,089,047		24,393	
DIV 69	MANUFACTURES OF METAL, N.E.S.	143,076,208		1,336,095,349		15,772,076	
DIV 71	POWER GENERATING MACHINERY AND EQUIPMENT	48,072,889		117,987,817		48,072,889	
DIV 72	MACHINERY SPECIALIZED FOR PARTICULAR INDUSTRIES	38,821,767		471,422,633		38,623,596	
DIV 73	METALWORKING MACHINERY	6,079,639		67,189,001		6,079,639	
DIV 74	GENERAL INDUSTRIAL MACHINERY AND EQUIPMENT, N.E.S. AND MACHINE PARTS, N.E.S.	72,790,988		847,436,734		65,056,187	
DIV 75	OFFICE MACHINES AND AUTOMATIC DATA PROCESSING EQUIPMENT	13,003,963		223,306,791		11,430,725	
DIV 76	TELECOMMUNICATIONS AND SOUND RECORDING AND REPRODUCING APPARATUS AND EQUIPMENT	7,582,454		625,586,821		7,582,454	
DIV 77	ELECTRICAL MACHINERY, APPARATUS AND APPLIANCES, N.E.S. AND ELECTRICAL PARTS THEREOF	64,401,911		747,326,852		43,757,558	
DIV 78	ROAD VEHICLES (INCLUDING AIR - CUSHION VEHICLES)	206,577,128		3,944,382,902		204,065,488	
DIV 79	OTHERS TRANSPORT EQUIPMENT	25,327,055		30,160,288		25,327,055	
DIV 81	PREFABRICATED BUILDINGS, SANITARY, PLUMBING, HEATING AND LIGHTING FIXTURES AND FITTINGS, N.E.S.	2,371,228		53,186,917		2,192,984	
DIV 82	FURNITURE AND PARTS THEREOF	2,417,086		297,324,492		2,314,194	
DIV 83	TRAVEL GOODS, HANDBAGS AND SIMILAR CONTAINERS	662,699		38,355,489		662,699	

SARAWAK

JADUAL 20 (SAMB) : NILAI EKSPORT, IMPORT DAN EKSPORT SEMULA MENGIKUT KUMPULAN, BAHAGIAN DAN SEKSYEN BAGI SETIAP NEGARA
 TABLE 20 (CONT'D) : VALUE OF EXPORTS, IMPORTS AND RE-EXPORTS BY GROUPS, DIVISIONS AND SECTIONS FOR EACH COUNTRY

GROUP / DIV / SECT	COUNTRY OF DESTINATION / ORIGIN	EXPORTS & RE-EXPORTS RM F.O.B.		IMPORTS RM C.I.F.		RE-EXPORTS RM F.O.B.	
		JAN - DIS	2020	JAN - DIS	2020	JAN - DIS	2020
DIV 84	ARTICLES OF APPAREL AND CLOTHING ACCESSORIES	7,922,333		529,489,456		6,830,098	
DIV 85	FOOTWEAR	1,898,565		63,847,314		1,898,565	
DIV 87	PROFESSIONAL, SCIENTIFIC AND CONTROLLING INSTRUMENTS AND APPARATUS, N.E.S.	12,441,537		230,717,356		12,292,868	
DIV 88	PHOTOGRAPHIC APPARATUS, EQUIPMENT AND SUPPLIED AND OPTICAL GOODS, N.E.S., WATCHES AND CLOCKS	206,660		25,579,284		200,690	
DIV 89	MISCELLANEOUS MANUFACTURED ARTICLES, N.E.S.	32,960,943		1,032,054,125		15,499,277	
DIV 93	SPECIAL TRANSACTIONS AND COMMODITIES	13,611,621		76,810,529		2,135,387	
SECT 0	FOOD	143,970,645		2,521,632,969		37,205,479	
SECT 1	BEVERAGES AND TOBACCO	11,349,567		656,432,608		2,952,128	
SECT 2	CRUDE MATERIALS, INEDIBLE	276,953,502		188,269,602		17,419,386	
SECT 3	MINERAL FUELS, LUBRICANTS, ETC.	6,064,412,410		1,158,567,759		5,963,357	
SECT 4	ANIMAL AND VEGETABLE OILS AND FATS	1,020,786,196		55,878,306		244,512	
SECT 5	CHEMICALS	241,336,475		2,430,429,229		52,573,311	
SECT 6	MANUFACTURED GOODS	1,329,351,884		3,459,088,981		26,233,950	
SECT 7	MACHINERY & TRANSPORT EQUIPMENT	482,657,794		7,074,799,839		449,995,591	
SECT 8	MISCELLANEOUS MANUFACTURED ARTICLES	60,881,051		2,270,554,433		41,891,375	
SECT 9	MISCELLANEOUS TRANSACTIONS AND COMMODITIES	13,611,621		76,810,529		2,135,387	
	TOTAL - PENINSULAR MALAYSIA	9,645,311,145		19,892,464,255		636,614,476	
***	PERU						
GRP 036	CRUSTACEANS AND MOLLUSCS, FRESH, CHILLED, FROZEN, SALTED OR IN BRINE OR DRIED	-		8,365,472		-	
GRP 057	FRUITS AND NUTS (NOT INCLUDING OIL NUTS), FRESH OR DRIED	-		56,883		-	
GRP 058	FRUITS, PRESERVED, AND FRUIT PREPARATIONS (EXCLUDING FRUIT JUICES)	-		2,017		-	
GRP 335	RESIDUAL PETROLEUM PRODUCTS, N.E.S. AND RELATED MATERIALS	566,978		-		-	
GRP 699	MANUFACTURES OF BASE METAL, N.E.S.	-		2,082		-	
GRP 749	NON-ELECTRIC PARTS AND ACCESSORIES OF MACHINERY, N.E.S.	-		3,382		-	
GRP 786	TRAILERS AND SEMI-TRAILERS; OTHER VEHICLES, NOT MECHANICALLY PROPELLED; SPECIALLY DESIGNED AND EQUIPPED TRANSPORT CONTAINERS	-		9,521		-	
GRP 845	ARTICLES OF APPAREL, OF TEXTILE FABRICS, WHETHER OR NOT KNITTED OR CROCHETED, N.E.S.	-		2,578		-	
GRP 931	SPECIAL TRANSACTIONS AND COMMODITIES	370		11,748		370	
DIV 03	FISH, CRUSTACEANS AND MOLLUSCS, AND PREPARATIONS THEREOF	-		8,365,472		-	
DIV 05	VEGETABLES AND FRUITS	-		58,900		-	
DIV 33	PETROLEUM, PETROLEUM PRODUCTS AND RELATED MATERIALS	566,978		-		-	
DIV 69	MANUFACTURES OF METAL, N.E.S.	-		2,082		-	
DIV 74	GENERAL INDUSTRIAL MACHINERY AND EQUIPMENT, N.E.S. AND MACHINE PARTS, N.E.S.	-		3,382		-	
DIV 78	ROAD VEHICLES (INCLUDING AIR - CUSHION VEHICLES)	-		9,521		-	
DIV 84	ARTICLES OF APPAREL AND CLOTHING ACCESSORIES	-		2,578		-	
DIV 93	SPECIAL TRANSACTIONS AND COMMODITIES	370		11,748		370	
SECT 0	FOOD	-		8,424,372		-	
SECT 3	MINERAL FUELS, LUBRICANTS, ETC.	566,978		-		-	
SECT 6	MANUFACTURED GOODS	-		2,082		-	
SECT 7	MACHINERY & TRANSPORT EQUIPMENT	-		12,903		-	
SECT 8	MISCELLANEOUS MANUFACTURED ARTICLES	-		2,578		-	
SECT 9	MISCELLANEOUS TRANSACTIONS AND COMMODITIES	370		11,748		370	
	TOTAL - PERU	567,348		8,453,683		370	
***	PHILIPPINES						
GRP 017	MEAT AND EDIBLE MEAT OFFAL, PREPARED OR PRESERVED, N.E.S.	-		42,227		-	
GRP 044	MAIZE (NOT INCLUDING SWEET CORN), UNMILLED	-		30,851		-	
GRP 048	CEREAL PREPARATIONS AND PREPARATION OF FLOUR OR STARCH OF FRUITS OR VEGETABLES	-		2,246,694		-	

SARAWAK

JADUAL 20 (SAMB) : NILAI EKSPORT, IMPORT DAN EKSPORT SEMULA MENGIKUT KUMPULAN, BAHAGIAN DAN SEKSYEN BAGI SETIAP NEGARA
 TABLE 20 (CONT'D) : VALUE OF EXPORTS, IMPORTS AND RE-EXPORTS BY GROUPS, DIVISIONS AND SECTIONS FOR EACH COUNTRY

GROUP / DIV / SECT	COUNTRY OF DESTINATION / ORIGIN	EXPORTS & RE-EXPORTS RM F.O.B.		IMPORTS RM C.I.F.		RE-EXPORTS RM F.O.B.	
		JAN - DIS	2020	JAN - DIS	2020	JAN - DIS	2020
GRP 056	VEGETABLES, ROOT AND TUBERS, PREPARED OR PRESERVED, N.E.S.	-	-	12,464	-	-	-
GRP 057	FRUITS AND NUTS (NOT INCLUDING OIL NUTS), FRESH OR DRIED	-	-	1,793	-	-	-
GRP 058	FRUITS, PRESERVED, AND FRUIT PREPARATIONS (EXCLUDING FRUIT JUICES)	-	-	75,716	-	-	-
GRP 062	SUGAR CONFECTIONERY	-	-	2,502	-	-	-
GRP 075	SPICES	2,891,324	-	-	-	-	-
GRP 081	FEEDING STUFF FOR ANIMALS (NOT INCLUDING UNMILLED CEREALS)	23,768	-	265,376	-	23,768	-
GRP 091	MARGARINE AND SHORTENING	931,154	-	-	-	-	-
GRP 098	EDIBLE PRODUCTS AND PREPARATIONS, N.E.S.	-	-	3,475,533	-	-	-
GRP 111	NON-ALCOHOLIC BEVERAGES, N.E.S.	-	-	10,866	-	-	-
GRP 112	ALCOHOLIC BEVERAGES	479	-	4,300	-	479	-
GRP 248	WOOD, SIMPLY WORKED, AND RAILWAY SLEEPERS OF WOOD	97,740,306	-	-	-	-	-
GRP 273	STONE, SAND AND GRAVEL	-	-	83,322	-	-	-
GRP 282	FERROUS WASTE AND SCRAP; REMELTING INGOTS OF IRON OR STEEL	-	-	62,839	-	-	-
GRP 288	NON-FERROUS BASE METAL WASTE AND SCRAP, N.E.S.	-	-	3,823,140	-	-	-
GRP 292	CRUDE VEGETABLE MATERIALS, N.E.S.	-	-	26,357	-	-	-
GRP 334	PETROLEUM PRODUCTS, REFINED	-	-	288,257	-	-	-
GRP 335	RESIDUAL PETROLEUM PRODUCTS, N.E.S. AND RELATED MATERIALS	1,362,060	-	-	-	-	-
GRP 422	OTHER FIXED VEGETABLE OILS, FLUID OR SOLID, CRUDE, REFINED OR PURIFIED	280,049,598	-	95,585	-	-	-
GRP 512	ALCOHOLS, PHENOLS, PHENOL-ALCOHOLS, AND THEIR DERIVATIVES	163,779	-	-	-	-	-
GRP 522	INORGANIC CHEMICAL ELEMENTS, OXIDES AND HALOGEN SALTS	459,276	-	-	-	4,892	-
GRP 553	PERFUMERY, COSMETICS AND TOILET PREPARATIONS	-	-	674,450	-	-	-
GRP 562	FERTILIZERS, MANUFACTURED	210,953,204	-	-	-	-	-
GRP 581	TUBES, PIPES AND HOSES OF PLASTICS	-	-	959,650	-	-	-
GRP 582	PLATES, SHEETS, FILM, COIL AND STRIP OF PLASTICS	824,895	-	-	-	-	-
GRP 597	PREPARED ADDITIVES FOR MINERAL OILS; LUBRICATING PREPARATIONS	-	-	3,230	-	-	-
GRP 598	MISCELLANEOUS CHEMICAL PRODUCTS, N.E.S.	31,222	-	-	-	31,222	-
GRP 625	RUBBER TYRES, INTERCHANGEABLE TYRE TREADS, INNER TUBES AND TYRE FLABS	-	-	43,060	-	-	-
GRP 634	veneers, PLYWOOD, PARTICLE BOARD, AND OTHER WOOD, WORKED, N.E.S.	47,506,066	-	-	-	-	-
GRP 657	SPECIAL YARNS, TEXTILE FABRICS AND RELATED PRODUCTS	-	-	24,549	-	-	-
GRP 658	MADE-UP ARTICLES, WHOLLY OR CHIEFLY OF TEXTILE MATERIALS, N.E.S.	-	-	2,877	-	-	-
GRP 663	MINERAL MANUFACTURES, N.E.S.	-	-	134,577	-	-	-
GRP 664	GLASS	-	-	128,630	-	-	-
GRP 671	PIG IRON, SPIEGELEISEN, SPONGE IRON, IRON OR STEEL GRANULES AND POWDERS AND FERRO-ALLOYS	5,413,412	-	-	-	-	-
GRP 682	COPPER (INCLUDING ALLOYS)	152,341	-	-	-	-	-
GRP 684	ALUMINIUM (INCLUDING ALLOYS)	34,925,190	-	-	-	-	-
GRP 691	STRUCTURES AND PARTS OF STRUCTURES, N.E.S., OF IRON, STEEL OR ALUMINIUM	5,300	-	-	-	5,300	-
GRP 692	METAL CONTAINERS FOR STORAGE OR TRANSPORT	-	-	155,114	-	-	-
GRP 694	NAILS, SCREWS, NUTS, BOLTS, RIVETS AND THE LIKE, OF IRON, STEEL, COPPER OR ALUMINIUM	46,880	-	-	-	46,880	-
GRP 699	MANUFACTURES OF BASE METAL, N.E.S.	2,160	-	210,889	-	2,160	-
GRP 713	INTERNAL COMBUSTION PISTON ENGINES, AND PARTS THEREOF, N.E.S.	-	-	25,384	-	-	-
GRP 723	CIVIL ENGINEERING AND CONTRACTORS' PLANT AND EQUIPMENT	1,317,052	-	158,633	-	1,317,052	-
GRP 728	OTHER MACHINERY AND EQUIPMENT SPECIALIZED FOR PARTICULAR INDUSTRIES, AND PARTS THEREOF, N.E.S.	1,291,090	-	160,343	-	1,291,090	-
GRP 731	MACHINE-TOOLS WORKING BY REMOVING METAL OR OTHER MATERIAL	76,000	-	-	-	76,000	-
GRP 742	PUMPS FOR LIQUIDS, LIQUID ELEVATORS AND PARTS	-	-	76,021	-	-	-
GRP 743	PUMPS (OTHER THAN PUMPS FOR LIQUIDS) AND COMPRESSORS AND FANS; CENTRIFUGES; FILTERING OR PURIFYING APPARATUS; AND PARTS THEREOF	-	-	309,875	-	-	-
GRP 744	MECHANICAL HANDLING EQUIPMENT, AND PARTS THEREOF, N.E.S.	-	-	570,558	-	-	-

SARAWAK

**JADUAL 20 (SAMB) : NILAI EKSPORT, IMPORT DAN EKSPORT SEMULA MENGIKUT KUMPULAN, BAHAGIAN DAN SEKSYEN BAGI SETIAP NEGARA
TABLE 20 (CONT'D) : VALUE OF EXPORTS, IMPORTS AND RE-EXPORTS BY GROUPS, DIVISIONS AND SECTIONS FOR EACH COUNTRY**

GROUP / DIV / SECT	COUNTRY OF DESTINATION / ORIGIN	EXPORTS & RE-EXPORTS RM F.O.B.		IMPORTS RM C.I.F.		RE-EXPORTS RM F.O.B.	
		JAN - DIS	2020	JAN - DIS	2020	JAN - DIS	2020
GRP 747	TAPS, COCKS, VALVES AND SIMILAR APPLIANCE	-	-	44,824	-	-	-
GRP 748	TRANSMISSION SHAFTS AND CRANKS; BEARING HOUSINGS AND PARTS THEREOF	-	-	2,115	-	-	-
GRP 749	NON-ELECTRIC PARTS AND ACCESSORIES OF MACHINERY, N.E.S.	-	-	53,437	-	-	-
GRP 751	OFFICE MACHINES	-	-	16,884	-	-	-
GRP 752	AUTOMATIC DATA PROCESSING MACHINES AND UNITS THEREOF	4,020	-	11,850	-	4,020	-
GRP 759	PARTS AND ACCESSORIES FOR USE WITHIN GROUPS 751 AND 752	-	-	3,256	-	-	-
GRP 764	TELECOMMUNICATIONS EQUIPMENTS, N.E.S.; THEIR PARTS, AND ACCESSORIES USED IN DIVISION 76	17,782	-	-	-	17,782	-
GRP 771	ELECTRIC POWER MACHINERY (OTHER THAN ROTATING ELECTRIC PLANT), AND PARTS THEREOF	-	-	107,579	-	-	-
GRP 772	ELECTRICAL APPARATUS, RESISTOR, SWITCHBOARD AND CONTROL PANELS N.E.S., AND PARTS N.E.S.	-	-	20,753	-	-	-
GRP 773	EQUIPMENT FOR DISTRIBUTING ELECTRICITY, N.E.S.	-	-	7,919	-	-	-
GRP 776	THERMIONIC VALVES AND TUBES; PHOTOCELLS; ETC., AND PARTS THEREOF, N.E.S.	91,705,935	-	8,053,301	-	1,004,952	-
GRP 778	ELECTRICAL MACHINERY AND APPARATUS, N.E.S.	12,175,701	-	24,416	-	3,515,609	-
GRP 784	PARTS AND ACCESSORIES, OF THE MOTOR VEHICLES FALLING WITHIN HEADING 722, 781, 782 OR 783	7,312	-	-	-	7,312	-
GRP 793	SHIPS, BOATS (INCLUDING HOVERCRAFT) AND FLOATING STRUCTURES	3,037,020	-	-	-	-	-
GRP 821	FURNITURE AND PARTS THEREOF	128,417	-	-	-	-	-
GRP 842	WOMEN'S AND GIRLS' COATS, CAPES, JACKETS, SUITS, BLAZERS, TROUSERS, SHORTS AND SIMILAR ARTICLES OF TEXTILE FABRICS, NOT KNITTED OR CROCHETED	-	-	2,027	-	-	-
GRP 845	ARTICLES OF APPAREL, OF TEXTILE FABRICS, WHETHER OR NOT KNITTED OR CROCHETED, N.E.S.	-	-	2,033	-	-	-
GRP 872	MEDICAL INSTRUMENTS AND APPLIANCES, N.E.S.	-	-	3,295	-	-	-
GRP 874	MEASURING, CHECKING, ANALYSING AND CONTROLLING INSTRUMENTS AND APPARATUS N.E.S.	-	-	22,491	-	-	-
GRP 892	PRINTED MATTER	-	-	30,195	-	-	-
GRP 893	ARTICLES, NES OF PLASTICS	-	-	26,778	-	-	-
GRP 894	BABY CARRIAGES, TOYS, GAMES AND SPORTING GOODS	-	-	2,861	-	-	-
GRP 898	MUSICAL INSTRUMENTS AND PARTS AND ACCESSORIES THEREOF	-	-	4,826	-	-	-
GRP 899	MISCELLANEOUS MANUFACTURED ARTICLES, N.E.S.	-	-	2,618	-	-	-
GRP 931	SPECIAL TRANSACTIONS AND COMMODITIES	206,234	-	508,407	-	28,034	-
DIV 01	MEAT AND MEAT PREPARATIONS	-	-	42,227	-	-	-
DIV 04	CEREALS AND CEREAL PREPARATIONS	-	-	2,277,545	-	-	-
DIV 05	VEGETABLES AND FRUITS	-	-	89,973	-	-	-
DIV 06	SUGARS, SUGAR PREPARATIONS AND HONEY	-	-	2,502	-	-	-
DIV 07	COFFEE, TEA, COCOA, SPICES, AND MANUFACTURES THEREOF	2,891,324	-	-	-	-	-
DIV 08	FEEDING STUFF FOR ANIMALS (NOT INCLUDING UNMILLED CEREALS)	23,768	-	265,376	-	23,768	-
DIV 09	MISCELLANEOUS EDIBLE PRODUCTS AND PREPARATIONS	931,154	-	3,475,533	-	-	-
DIV 11	BEVERAGES	479	-	15,166	-	479	-
DIV 24	CORK AND WOOD	97,740,306	-	-	-	-	-
DIV 27	CRUDE FERTILIZERS AND CRUDE MINERALS (EXCLUDING COAL, PETROLEUM AND PRECIOUS STONES)	-	-	83,322	-	-	-
DIV 28	METALLIFEROUS ORES AND METAL SCRAP	-	-	3,885,979	-	-	-
DIV 29	CRUDE ANIMAL AND VEGETABLE MATERIALS, N.E.S.	-	-	26,357	-	-	-
DIV 33	PETROLEUM, PETROLEUM PRODUCTS AND RELATED MATERIALS	1,362,060	-	288,257	-	-	-
DIV 42	FIXED VEGETABLE OILS AND FATS, CRUDE, REFINED OR FRACTIONATED	280,049,598	-	95,585	-	-	-
DIV 51	ORGANIC CHEMICALS	163,779	-	-	-	-	-
DIV 52	INORGANIC CHEMICALS	459,276	-	-	-	4,892	-
DIV 55	ESSENTIAL OILS AND RESINOIDS AND PERFUME MATERIALS; TOILET, POLISHING AND CLEANSING PREPARATIONS	-	-	674,450	-	-	-
DIV 56	FERTILIZERS, MANUFACTURED	210,953,204	-	-	-	-	-
DIV 58	PLASTICS IN NON-PRIMARY FORMS	824,895	-	959,650	-	-	-
DIV 59	CHEMICAL MATERIALS AND PRODUCTS, N.E.S.	31,222	-	3,230	-	31,222	-
DIV 62	RUBBER MANUFACTURES, N.E.S.	-	-	43,060	-	-	-
DIV 63	CORK AND WOOD MANUFACTURES (EXCLUDING FURNITURE)	47,506,066	-	-	-	-	-
DIV 65	TEXTILE YARN, FABRICS, MADE-UP ARICLES, N.E.S. AND RELATED PRODUCTS	-	-	27,426	-	-	-

SARAWAK

JADUAL 20 (SAMB) : NILAI EKSPORT, IMPORT DAN EKSPORT SEMULA MENGIKUT KUMPULAN, BAHAGIAN DAN SEKSYEN BAGI SETIAP NEGARA
 TABLE 20 (CONT'D) : VALUE OF EXPORTS, IMPORTS AND RE-EXPORTS BY GROUPS, DIVISIONS AND SECTIONS FOR EACH COUNTRY

GROUP / DIV / SECT	COUNTRY OF DESTINATION / ORIGIN	EXPORTS & RE-EXPORTS RM F.O.B.		IMPORTS RM C.I.F.		RE-EXPORTS RM F.O.B.	
		JAN - DIS	2020	JAN - DIS	2020	JAN - DIS	2020
DIV 66	NON-METALLIC MINERAL MANUFACTURES N.E.S.	-	-	263,207	-	-	-
DIV 67	IRON AND STEEL	5,413,412	-	-	-	-	-
DIV 68	NON-FERROUS METALS	35,077,531	-	-	-	-	-
DIV 69	MANUFACTURES OF METAL, N.E.S.	54,340	-	366,003	-	54,340	-
DIV 71	POWER GENERATING MACHINERY AND EQUIPMENT	-	-	25,384	-	-	-
DIV 72	MACHINERY SPECIALIZED FOR PARTICULAR INDUSTRIES	2,608,142	-	318,976	-	2,608,142	-
DIV 73	METALWORKING MACHINERY	76,000	-	-	-	76,000	-
DIV 74	GENERAL INDUSTRIAL MACHINERY AND EQUIPMENT, N.E.S. AND MACHINE PARTS, N.E.S.	-	-	1,056,830	-	-	-
DIV 75	OFFICE MACHINES AND AUTOMATIC DATA PROCESSING EQUIPMENT	4,020	-	31,990	-	4,020	-
DIV 76	TELECOMMUNICATIONS AND SOUND RECORDING AND REPRODUCING APPARATUS AND EQUIPMENT	17,782	-	-	-	17,782	-
DIV 77	ELECTRICAL MACHINERY, APPARATUS AND APPLIANCES, N.E.S. AND ELECTRICAL PARTS THEREOF	103,881,636	-	8,213,968	-	4,520,561	-
DIV 78	ROAD VEHICLES (INCLUDING AIR - CUSHION VEHICLES)	7,312	-	-	-	7,312	-
DIV 79	OTHERS TRANSPORT EQUIPMENT	3,037,020	-	-	-	-	-
DIV 82	FURNITURE AND PARTS THEREOF	128,417	-	-	-	-	-
DIV 84	ARTICLES OF APPAREL AND CLOTHING ACCESSORIES	-	-	4,060	-	-	-
DIV 87	PROFESSIONAL, SCIENTIFIC AND CONTROLLING INSTRUMENTS AND APPARATUS, N.E.S.	-	-	25,786	-	-	-
DIV 89	MISCELLANEOUS MANUFACTURED ARTICLES, N.E.S.	-	-	67,278	-	-	-
DIV 93	SPECIAL TRANSACTIONS AND COMMODITIES	206,234	-	508,407	-	28,034	-
SECT 0	FOOD	3,846,246	-	6,153,156	-	23,768	-
SECT 1	BEVERAGES AND TOBACCO	479	-	15,166	-	479	-
SECT 2	CRUDE MATERIALS, INEDIBLE	97,740,306	-	3,995,658	-	-	-
SECT 3	MINERAL FUELS, LUBRICANTS, ETC.	1,362,060	-	288,257	-	-	-
SECT 4	ANIMAL AND VEGETABLE OILS AND FATS	280,049,598	-	95,585	-	-	-
SECT 5	CHEMICALS	212,432,376	-	1,637,330	-	36,114	-
SECT 6	MANUFACTURED GOODS	88,051,349	-	699,696	-	54,340	-
SECT 7	MACHINERY & TRANSPORT EQUIPMENT	109,631,912	-	9,647,148	-	7,233,817	-
SECT 8	MISCELLANEOUS MANUFACTURED ARTICLES	128,417	-	97,124	-	-	-
SECT 9	MISCELLANEOUS TRANSACTIONS AND COMMODITIES	206,234	-	508,407	-	28,034	-
	TOTAL - PHILIPPINES	793,448,977	-	23,137,527	-	7,376,552	-
***	POLAND						
GRP 022	MILK AND CREAM AND MILK PRODUCTS OTHER THAN BUTTER OR CHEESE	-	-	58,483	-	-	-
GRP 024	CHEESE AND CURD	-	-	239,448	-	-	-
GRP 034	FISH, FRESH(LIVE OR DEAD), CHILLED OR FROZEN	-	-	7,652,695	-	-	-
GRP 036	CRUSTACEANS AND MOLLUSCS, FRESH, CHILLED, FROZEN, SALTED OR IN BRINE OR DRIED	-	-	2,377,846	-	-	-
GRP 048	CEREAL PREPARATIONS AND PREPARATION OF FLOUR OR STARCH OF FRUITS OR VEGETABLES	-	-	79,756	-	-	-
GRP 054	VEGETABLES, FRESH, CHILLED, FROZEN OR SIMPLY PRESERVED	-	-	1,791,398	-	-	-
GRP 056	VEGETABLES, ROOT AND TUBERS, PREPARED OR PRESERVED, N.E.S.	-	-	1,107,928	-	-	-
GRP 071	COFFEE AND COFFEE SUBSTITUTES	-	-	16,656	-	-	-
GRP 074	TEA AND MATE	-	-	57,190	-	-	-
GRP 111	NON-ALCOHOLIC BEVERAGES, N.E.S.	-	-	63,697	-	-	-
GRP 522	INORGANIC CHEMICAL ELEMENTS, OXIDES AND HALOGEN SALTS	52,445,402	-	-	-	21,453,016	-
GRP 581	TUBES, PIPES AND HOSES OF PLASTICS	-	-	128,872	-	-	-
GRP 582	PLATES, SHEETS, FILM, COIL AND STRIP OF PLASTICS	-	-	18,448	-	-	-
GRP 592	STARCHES, INULIN AND WHEAT GLUTEN; ALBUMINOIDAL SUBSTANCES; GLUES	-	-	150,888	-	-	-
GRP 621	MATERIALS OF RUBBER	-	-	18,210	-	-	-
GRP 625	RUBBER TYRES, INTERCHANGEABLE TYRE TREADS, INNER TUBES AND TYRE FLABS	-	-	32,484	-	-	-
GRP 629	ARTICLES OF RUBBER, N.E.S.	-	-	2,691	-	-	-
GRP 634	VENEERS, PLYWOOD, PARTICLE BOARD, AND OTHER WOOD, WORKED, N.E.S.	-	-	133,357	-	-	-
GRP 663	MINERAL MANUFACTURES, N.E.S.	-	-	10,880	-	-	-
GRP 664	GLASS	-	-	79,471	-	-	-

SARAWAK

JADUAL 20 (SAMB) : NILAI EKSPORT, IMPORT DAN EKSPORT SEMULA MENGIKUT KUMPULAN, BAHAGIAN DAN SEKSYEN BAGI SETIAP NEGARA
TABLE 20 (CONT'D) : VALUE OF EXPORTS, IMPORTS AND RE-EXPORTS BY GROUPS, DIVISIONS AND SECTIONS FOR EACH COUNTRY

GROUP / DIV / SECT	COUNTRY OF DESTINATION / ORIGIN	EXPORTS & RE-EXPORTS RM F.O.B.		IMPORTS RM C.I.F.		RE-EXPORTS RM F.O.B.	
		JAN - DIS	2020	JAN - DIS	2020	JAN - DIS	2020
GRP 671	PIG IRON, SPIEGELEISEN, SPONGE IRON, IRON OR STEEL GRANULES AND POWDERS AND FERRO-ALLOYS	1,619,938		-			
GRP 691	STRUCTURES AND PARTS OF STRUCTURES, N.E.S., OF IRON, STEEL OR ALUMINIUM	-		2,914			
GRP 699	MANUFACTURES OF BASE METAL, N.E.S.	-		189,206			
GRP 716	ROTATING ELECTRIC PLANT AND PARTS THEREOF, N.E.S.	-		2,601			
GRP 718	OTHER POWER GENERATING MACHINERY AND PARTS THEREOF, N.E.S.	-		2,019			
GRP 723	CIVIL ENGINEERING AND CONTRACTORS' PLANT AND EQUIPMENT	-		38,684			
GRP 724	TEXTILE AND LEATHER MACHINERY, AND PARTS THEREOF, N.E.S.	-		71,710			
GRP 727	FOOD-PROCESSING MACHINES (EXCLUDING DOMESTIC)	-		4,545			
GRP 743	PUMPS (OTHER THAN PUMPS FOR LIQUIDS) AND COMPRESSORS AND FANS; CENTRIFUGES; FILTERING OR PURIFYING APPARATUS; AND PARTS THEREOF	-		81,811			
GRP 744	MECHANICAL HANDLING EQUIPMENT, AND PARTS THEREOF, N.E.S.	-		6,752			
GRP 745	OTHER NON-ELECTRICAL MACHINERY, TOOLS AND MECHANICAL APPARATUS, AND PARTS THEREOF, N.E.S.	-		47,119			
GRP 746	BALL OR ROLLER BEARINGS	-		14,662			
GRP 747	TAPS, COCKS, VALVES AND SIMILAR APPLIANCE	-		28,165			
GRP 748	TRANSMISSION SHAFTS AND CRANKS; BEARING HOUSINGS AND PARTS THEREOF	-		2,323			
GRP 764	TELECOMMUNICATIONS EQUIPMENTS, N.E.S.; THEIR PARTS, AND ACCESSORIES USED IN DIVISION 76	-		161,731			
GRP 771	ELECTRIC POWER MACHINERY (OTHER THAN ROTATING ELECTRIC PLANT), AND PARTS THEREOF	-		16,335			
GRP 772	ELECTRICAL APPARATUS, RESISTOR, SWITCHBOARD AND CONTROL PANELS N.E.S., AND PARTS N.E.S.	2,381		1,428,527		2,381	
GRP 775	HOUSEHOLD TYPE, ELECTRICAL AND NON-ELECTRICAL EQUIPMENT, N.E.S.	-		34,994			
GRP 778	ELECTRICAL MACHINERY AND APPARATUS, N.E.S.	-		11,317			
GRP 784	PARTS AND ACCESSORIES, OF THE MOTOR VEHICLES FALLING WITHIN HEADING 722, 781, 782 OR 783	-		24,489			
GRP 831	TRAVEL GOODS, HANDBAGS AND SIMILAR CONTAINERS	-		4,124			
GRP 842	WOMEN'S AND GIRLS' COATS, CAPES, JACKETS, SUITS, BLAZERS, TROUSERS, SHORTS AND SIMILAR ARTICLES OF TEXTILE FABRICS, NOT KNITTED OR CROCHETED	-		4,517			
GRP 845	ARTICLES OF APPAREL, OF TEXTILE FABRICS, WHETHER OR NOT KNITTED OR CROCHETED, N.E.S.	-		5,067			
GRP 872	MEDICAL INSTRUMENTS AND APPLIANCES, N.E.S.	-		315,700			
GRP 874	MEASURING, CHECKING, ANALYSING AND CONTROLLING INSTRUMENTS AND APPARATUS N.E.S.	-		65,787			
GRP 931	SPECIAL TRANSACTIONS AND COMMODITIES	60		112,490		60	
DIV 02	DAIRY PRODUCT AND BIRDS EGGS	-		297,931			
DIV 03	FISH, CRUSTACEANS AND MOLLUSCS, AND PREPARATIONS THEREOF	-		10,030,541			
DIV 04	CEREALS AND CEREAL PREPARATIONS	-		79,756			
DIV 05	VEGETABLES AND FRUITS	-		2,899,326			
DIV 07	COFFEE, TEA, COCOA, SPICES, AND MANUFACTURES THEREOF	-		73,846			
DIV 11	BEVERAGES	-		63,697			
DIV 52	INORGANIC CHEMICALS	52,445,402		-		21,453,016	
DIV 58	PLASTICS IN NON-PRIMARY FORMS	-		147,320			
DIV 59	CHEMICAL MATERIALS AND PRODUCTS, N.E.S.	-		150,888			
DIV 62	RUBBER MANUFACTURES, N.E.S.	-		53,385			
DIV 63	CORK AND WOOD MANUFACTURES (EXCLUDING FURNITURE)	-		133,357			
DIV 66	NON-METALLIC MINERAL MANUFACTURES N.E.S.	-		90,351			
DIV 67	IRON AND STEEL	1,619,938		-			
DIV 69	MANUFACTURES OF METAL, N.E.S.	-		192,120			
DIV 71	POWER GENERATING MACHINERY AND EQUIPMENT	-		4,620			
DIV 72	MACHINERY SPECIALIZED FOR PARTICULAR INDUSTRIES	-		114,939			
DIV 74	GENERAL INDUSTRIAL MACHINERY AND EQUIPMENT, N.E.S. AND MACHINE PARTS, N.E.S.	-		180,832			
DIV 76	TELECOMMUNICATIONS AND SOUND RECORDING AND REPRODUCING APPARATUS AND EQUIPMENT	-		161,731			
DIV 77	ELECTRICAL MACHINERY, APPARATUS AND APPLIANCES, N.E.S. AND ELECTRICAL PARTS THEREOF	2,381		1,491,173		2,381	

SARAWAK

JADUAL 20 (SAMB) : NILAI EKSPORT, IMPORT DAN EKSPORT SEMULA MENGIKUT KUMPULAN, BAHAGIAN DAN SEKSYEN BAGI SETIAP NEGARA
 TABLE 20 (CONT'D) : VALUE OF EXPORTS, IMPORTS AND RE-EXPORTS BY GROUPS, DIVISIONS AND SECTIONS FOR EACH COUNTRY

GROUP / DIV / SECT	COUNTRY OF DESTINATION / ORIGIN	EXPORTS & RE-EXPORTS RM F.O.B.		IMPORTS RM C.I.F.		RE-EXPORTS RM F.O.B.	
		JAN - DIS	2020	JAN - DIS	2020	JAN - DIS	2020
DIV 78	ROAD VEHICLES (INCLUDING AIR - CUSHION VEHICLES)	-	-	24,489	-	-	-
DIV 83	TRAVEL GOODS, HANDBAGS AND SIMILAR CONTAINERS	-	-	4,124	-	-	-
DIV 84	ARTICLES OF APPAREL AND CLOTHING ACCESSORIES	-	-	9,584	-	-	-
DIV 87	PROFESSIONAL, SCIENTIFIC AND CONTROLLING INSTRUMENTS AND APPARATUS, N.E.S.	-	-	381,487	-	-	-
DIV 93	SPECIAL TRANSACTIONS AND COMMODITIES	60	-	112,490	-	60	-
SECT 0	FOOD	-	-	13,381,400	-	-	-
SECT 1	BEVERAGES AND TOBACCO	-	-	63,697	-	-	-
SECT 5	CHEMICALS	52,445,402	-	298,208	-	21,453,016	-
SECT 6	MANUFACTURED GOODS	1,619,938	-	469,213	-	-	-
SECT 7	MACHINERY & TRANSPORT EQUIPMENT	2,381	-	1,977,784	-	2,381	-
SECT 8	MISCELLANEOUS MANUFACTURED ARTICLES	-	-	395,195	-	-	-
SECT 9	MISCELLANEOUS TRANSACTIONS AND COMMODITIES	60	-	112,490	-	60	-
	TOTAL - POLAND	54,067,781	-	16,697,987	-	21,455,457	-
***	PORTUGAL						
GRP 112	ALCOHOLIC BEVERAGES	-	-	2,675	-	-	-
GRP 335	RESIDUAL PETROLEUM PRODUCTS, N.E.S. AND RELATED MATERIALS	1,846,631	-	-	-	-	-
GRP 575	OTHER PLASTICS, IN PRIMARY FORMS	-	-	345,564	-	-	-
GRP 625	RUBBER TYRES, INTERCHANGEABLE TYRE TREADS, INNER TUBES AND TYRE FLABS	-	-	67,917	-	-	-
GRP 666	POTTERY	-	-	2,356	-	-	-
GRP 693	WIRE PRODUCTS (EXCLUDING INSULATED ELECTRICAL WIRING) AND FENCING GRILLS	16,654	-	-	-	16,654	-
GRP 696	CUTLERY	-	-	3,549	-	-	-
GRP 713	INTERNAL COMBUSTION PISTON ENGINES, AND PARTS THEREOF, N.E.S.	-	-	18,912	-	-	-
GRP 728	OTHER MACHINERY AND EQUIPMENT SPECIALIZED FOR PARTICULAR INDUSTRIES, AND PARTS THEREOF, N.E.S.	373,052	-	-	-	373,052	-
GRP 741	HEATING AND COOLING EQUIPMENT AND PARTS THEREOF, N.E.S.	15,672	-	-	-	15,672	-
GRP 742	PUMPS FOR LIQUIDS, LIQUID ELEVATORS AND PARTS	-	-	7,777	-	-	-
GRP 748	TRANSMISSION SHAFTS AND CRANKS; BEARING HOUSINGS AND PARTS THEREOF	-	-	1,557,883	-	-	-
GRP 772	ELECTRICAL APPARATUS, RESISTOR, SWITCHBOARD AND CONTROL PANELS N.E.S., AND PARTS N.E.S.	15,769	-	-	-	15,769	-
GRP 778	ELECTRICAL MACHINERY AND APPARATUS, N.E.S.	43,943	-	-	-	43,943	-
GRP 831	TRAVEL GOODS, HANDBAGS AND SIMILAR CONTAINERS	-	-	4,049	-	-	-
GRP 841	MEN'S OR BOYS' COATS, CAPES, JACKETS, SUITS, BLAZERS, TROUSERS, UNDERWEAR, ETC., OF TEXTILE FABRICS, NOT KNITTED OR CROCHETED	-	-	4,811	-	-	-
GRP 842	WOMEN'S AND GIRLS' COATS, CAPES, JACKETS, SUITS, BLAZERS, TROUSERS, SHORTS AND SIMILAR ARTICLES OF TEXTILE FABRICS, NOT KNITTED OR CROCHETED	-	-	31,365	-	-	-
GRP 843	MEN'S OR BOYS' COATS, CAPES, JACKETS, SUITS, BLAZERS, TROUSERS, SHORTS AND SIMILAR ARTICLES OF TEXTILE FABRICS, KNITTED OR CROCHETED	-	-	4,753	-	-	-
GRP 844	WOMEN'S AND GIRLS' COATS, CAPES, JACKETS, SUITS, BLAZERS, TROUSERS, SHORTS AND SIMILAR ARTICLES OF TEXTILE FABRICS, KNITTED OR CROCHETED	-	-	4,195	-	-	-
GRP 845	ARTICLES OF APPAREL, OF TEXTILE FABRICS, WHETHER OR NOT KNITTED OR CROCHETED, N.E.S.	-	-	173,836	-	-	-
GRP 846	CLOTHING ACCESSORIES, OF TEXTILE FABRICS, WHETHER OR NOT KNITTED OR CROCHETED	-	-	10,356	-	-	-
GRP 851	FOOTWEAR	-	-	3,816	-	-	-
GRP 871	OPTICAL INSTRUMENTS AND APPARATUS, N.E.S.	-	-	3,719	-	-	-
GRP 874	MEASURING, CHECKING, ANALYSING AND CONTROLLING INSTRUMENTS AND APPARATUS N.E.S.	40,972	-	-	-	40,972	-
GRP 931	SPECIAL TRANSACTIONS AND COMMODITIES	2,788	-	96,351	-	2,788	-
DIV 11	BEVERAGES	-	-	2,675	-	-	-
DIV 33	PETROLEUM, PETROLEUM PRODUCTS AND RELATED MATERIALS	1,846,631	-	-	-	-	-
DIV 57	PLASTICS IN PRIMARY FORMS	-	-	345,564	-	-	-
DIV 62	RUBBER MANUFACTURES, N.E.S.	-	-	67,917	-	-	-
DIV 66	NON-METALLIC MINERAL MANUFACTURES N.E.S.	-	-	2,356	-	-	-
DIV 69	MANUFACTURES OF METAL, N.E.S.	16,654	-	3,549	-	16,654	-

SARAWAK

JADUAL 20 (SAMB) : NILAI EKSPORT, IMPORT DAN EKSPORT SEMULA MENGIKUT KUMPULAN, BAHAGIAN DAN SEKSYEN BAGI SETIAP NEGARA
 TABLE 20 (CONT'D) : VALUE OF EXPORTS, IMPORTS AND RE-EXPORTS BY GROUPS, DIVISIONS AND SECTIONS FOR EACH COUNTRY

GROUP / DIV / SECT	COUNTRY OF DESTINATION / ORIGIN	EXPORTS & RE-EXPORTS RM F.O.B.		IMPORTS RM C.I.F.		RE-EXPORTS RM F.O.B.	
		JAN - DIS	2020	JAN - DIS	2020	JAN - DIS	2020
DIV 71	POWER GENERATING MACHINERY AND EQUIPMENT	-		18,912		-	
DIV 72	MACHINERY SPECIALIZED FOR PARTICULAR INDUSTRIES	373,052		-		373,052	
DIV 74	GENERAL INDUSTRIAL MACHINERY AND EQUIPMENT, N.E.S. AND MACHINE PARTS, N.E.S.	15,672		1,565,660		15,672	
DIV 77	ELECTRICAL MACHINERY, APPARATUS AND APPLIANCES, N.E.S. AND ELECTRICAL PARTS THEREOF	59,712		-		59,712	
DIV 83	TRAVEL GOODS, HANDBAGS AND SIMILAR CONTAINERS	-		4,049		-	
DIV 84	ARTICLES OF APPAREL AND CLOTHING ACCESSORIES	-		229,316		-	
DIV 85	FOOTWEAR	-		3,816		-	
DIV 87	PROFESSIONAL, SCIENTIFIC AND CONTROLLING INSTRUMENTS AND APPARATUS, N.E.S.	40,972		3,719		40,972	
DIV 93	SPECIAL TRANSACTIONS AND COMMODITIES	2,788		96,351		2,788	
SECT 1	BEVERAGES AND TOBACCO	-		2,675		-	
SECT 3	MINERAL FUELS, LUBRICANTS, ETC.	1,846,631		-		-	
SECT 5	CHEMICALS	-		345,564		-	
SECT 6	MANUFACTURED GOODS	16,654		73,822		16,654	
SECT 7	MACHINERY & TRANSPORT EQUIPMENT	448,436		1,584,572		448,436	
SECT 8	MISCELLANEOUS MANUFACTURED ARTICLES	40,972		240,900		40,972	
SECT 9	MISCELLANEOUS TRANSACTIONS AND COMMODITIES	2,788		96,351		2,788	
	TOTAL - PORTUGAL	2,355,481		2,343,884		508,850	
***	PUERTO RICO						
GRP 634	VENEERS, PLYWOOD, PARTICLE BOARD, AND OTHER WOOD, WORKED, N.E.S.	227,715		-		-	
GRP 931	SPECIAL TRANSACTIONS AND COMMODITIES	989		480		989	
DIV 63	CORK AND WOOD MANUFACTURES (EXCLUDING FURNITURE)	227,715		-		-	
DIV 93	SPECIAL TRANSACTIONS AND COMMODITIES	989		480		989	
SECT 6	MANUFACTURED GOODS	227,715		-		-	
SECT 9	MISCELLANEOUS TRANSACTIONS AND COMMODITIES	989		480		989	
	TOTAL - PUERTO RICO	228,704		480		989	
***	QATAR						
GRP 036	CRUSTACEANS AND MOLLUSCS, FRESH, CHILLED, FROZEN, SALTED OR IN BRINE OR DRIED	2,901,920		-		-	
GRP 037	FISH, CRUSTACEANS AND MOLLUSCS PREPARED OR PRESERVED, N.E.S.	763,577		-		-	
GRP 091	MARGARINE AND SHORTENING	792,244		-		-	
GRP 245	FUEL WOOD (EXCLUDING WOOD WASTE) AND WOOD CHARCOAL	99,956		-		-	
GRP 515	ORGANO-INORGANIC AND HETEROCYCLIC COMPOUNDS	-		268,327		-	
GRP 571	POLYMER OF ETHYLENE, IN PRIMARY FORMS	-		104,265		-	
GRP 634	VENEERS, PLYWOOD, PARTICLE BOARD, AND OTHER WOOD, WORKED, N.E.S.	1,573,510		-		-	
GRP 671	PIG IRON, SPIEGELEISEN, SPONGE IRON, IRON OR STEEL GRANULES AND POWDERS AND FERRO-ALLOYS	26,489,496		-		-	
GRP 714	ENGINES AND MOTORS, NON-ELECTRIC, AND PARTS, N.E.S.	-		7,125		-	
GRP 728	OTHER MACHINERY AND EQUIPMENT SPECIALIZED FOR PARTICULAR INDUSTRIES, AND PARTS THEREOF, N.E.S.	-		33,909		-	
GRP 742	PUMPS FOR LIQUIDS, LIQUID ELEVATORS AND PARTS	20,909		-		20,909	
GRP 747	TAPS, COCKS, VALVES AND SIMILAR APPLIANCE	2,305		-		2,305	
GRP 749	NON-ELECTRIC PARTS AND ACCESSORIES OF MACHINERY, N.E.S.	-		170,024		-	
GRP 778	ELECTRICAL MACHINERY AND APPARATUS, N.E.S.	508,994		-		-	
GRP 931	SPECIAL TRANSACTIONS AND COMMODITIES	3,655		2,941		337	
DIV 03	FISH, CRUSTACEANS AND MOLLUSCS, AND PREPARATIONS THEREOF	3,665,497		-		-	
DIV 09	MISCELLANEOUS EDIBLE PRODUCTS AND PREPARATIONS	792,244		-		-	
DIV 24	CORK AND WOOD	99,956		-		-	
DIV 51	ORGANIC CHEMICALS	-		268,327		-	
DIV 57	PLASTICS IN PRIMARY FORMS	-		104,265		-	
DIV 63	CORK AND WOOD MANUFACTURES (EXCLUDING FURNITURE)	1,573,510		-		-	
DIV 67	IRON AND STEEL	26,489,496		-		-	

SARAWAK

JADUAL 20 (SAMB) : NILAI EKSPORT, IMPORT DAN EKSPORT SEMULA MENGIKUT KUMPULAN, BAHAGIAN DAN SEKSYEN BAGI SETIAP NEGARA
 TABLE 20 (CONT'D) : VALUE OF EXPORTS, IMPORTS AND RE-EXPORTS BY GROUPS, DIVISIONS AND SECTIONS FOR EACH COUNTRY

GROUP / DIV / SECT	COUNTRY OF DESTINATION / ORIGIN	EXPORTS & RE-EXPORTS RM F.O.B.		IMPORTS RM C.I.F.		RE-EXPORTS RM F.O.B.	
		JAN - DIS	2020	JAN - DIS	2020	JAN - DIS	2020
DIV 71	POWER GENERATING MACHINERY AND EQUIPMENT	-	-	7,125	-	-	-
DIV 72	MACHINERY SPECIALIZED FOR PARTICULAR INDUSTRIES	-	-	33,909	-	-	-
DIV 74	GENERAL INDUSTRIAL MACHINERY AND EQUIPMENT, N.E.S. AND MACHINE PARTS, N.E.S.	23,214	-	170,024	-	23,214	-
DIV 77	ELECTRICAL MACHINERY, APPARATUS AND APPLIANCES, N.E.S. AND ELECTRICAL PARTS THEREOF	508,994	-	-	-	-	-
DIV 93	SPECIAL TRANSACTIONS AND COMMODITIES	3,655	-	2,941	-	337	-
SECT 0	FOOD	4,457,741	-	-	-	-	-
SECT 2	CRUDE MATERIALS, INEDIBLE	99,956	-	-	-	-	-
SECT 5	CHEMICALS	-	-	372,592	-	-	-
SECT 6	MANUFACTURED GOODS	28,063,006	-	-	-	-	-
SECT 7	MACHINERY & TRANSPORT EQUIPMENT	532,208	-	211,058	-	23,214	-
SECT 9	MISCELLANEOUS TRANSACTIONS AND COMMODITIES	3,655	-	2,941	-	337	-
	TOTAL - QATAR	33,156,566	-	586,591	-	23,551	-
***	REPUBLIC OF UNION OF MYANMAR						
GRP 034	FISH, FRESH(LIVE OR DEAD), CHILLED OR FROZEN	-	-	886,733	-	-	-
GRP 036	CRUSTACEANS AND MOLLUSCS, FRESH, CHILLED, FROZEN, SALTED OR IN BRINE OR DRIED	-	-	263,137	-	-	-
GRP 042	RICE	-	-	2,102,829	-	-	-
GRP 054	VEGETABLES, FRESH, CHILLED, FROZEN OR SIMPLY PRESERVED	-	-	4,855,038	-	-	-
GRP 061	SUGARS, MOLASSES AND HONEY	-	-	47,414	-	-	-
GRP 091	MARGARINE AND SHORTENING	67,757	-	-	-	-	-
GRP 098	EDIBLE PRODUCTS AND PREPARATIONS, N.E.S.	-	-	20,605	-	-	-
GRP 231	NATURAL RUBBER, NATURAL GUMS, IN PRIMARY FORMS	-	-	37,890,420	-	-	-
GRP 343	NATURAL GAS, WHETHER OR NOT LIQUEFIED	252,143,643	-	-	-	-	-
GRP 562	FERTILIZERS, MANUFACTURED	34,169,816	-	-	-	8,068,046	-
GRP 592	STARCHES, INULIN AND WHEAT GLUTEN; ALBUMINOIDAL SUBSTANCES; GLUES	196,852	-	-	-	-	-
GRP 634	VENEERS, PLYWOOD, PARTICLE BOARD, AND OTHER WOOD, WORKED, N.E.S.	153,113	-	-	-	-	-
GRP 684	ALUMINIUM (INCLUDING ALLOYS)	8,959,838	-	-	-	-	-
GRP 744	MECHANICAL HANDLING EQUIPMENT, AND PARTS THEREOF, N.E.S.	254,028	-	-	-	254,028	-
GRP 764	TELECOMMUNICATIONS EQUIPMENTS, N.E.S.; THEIR PARTS, AND ACCESSORIES USED IN DIVISION 76	5,300	-	-	-	5,300	-
GRP 778	ELECTRICAL MACHINERY AND APPARATUS, N.E.S.	147,332	-	-	-	2,007	-
GRP 893	ARTICLES, NES OF PLASTICS	-	-	4,188	-	-	-
GRP 931	SPECIAL TRANSACTIONS AND COMMODITIES	-	-	10,478	-	-	-
DIV 03	FISH, CRUSTACEANS AND MOLLUSCS, AND PREPARATIONS THEREOF	-	-	1,149,870	-	-	-
DIV 04	CEREALS AND CEREAL PREPARATIONS	-	-	2,102,829	-	-	-
DIV 05	VEGETABLES AND FRUITS	-	-	4,855,038	-	-	-
DIV 06	SUGARS, SUGAR PREPARATIONS AND HONEY	-	-	47,414	-	-	-
DIV 09	MISCELLANEOUS EDIBLE PRODUCTS AND PREPARATIONS	67,757	-	20,605	-	-	-
DIV 23	CRUDE RUBBER (INCLUDING SYNTHETIC AND RECLAIMED)	-	-	37,890,420	-	-	-
DIV 34	GAS, NATURAL AND MANUFACTURED	252,143,643	-	-	-	-	-
DIV 56	FERTILIZERS, MANUFACTURED	34,169,816	-	-	-	8,068,046	-
DIV 59	CHEMICAL MATERIALS AND PRODUCTS, N.E.S.	196,852	-	-	-	-	-
DIV 63	CORK AND WOOD MANUFACTURES (EXCLUDING FURNITURE)	153,113	-	-	-	-	-
DIV 68	NON-FERROUS METALS	8,959,838	-	-	-	-	-
DIV 74	GENERAL INDUSTRIAL MACHINERY AND EQUIPMENT, N.E.S. AND MACHINE PARTS, N.E.S.	254,028	-	-	-	254,028	-
DIV 76	TELECOMMUNICATIONS AND SOUND RECORDING AND REPRODUCING APPARATUS AND EQUIPMENT	5,300	-	-	-	5,300	-
DIV 77	ELECTRICAL MACHINERY, APPARATUS AND APPLIANCES, N.E.S. AND ELECTRICAL PARTS THEREOF	147,332	-	-	-	2,007	-
DIV 89	MISCELLANEOUS MANUFACTURED ARTICLES, N.E.S.	-	-	4,188	-	-	-
DIV 93	SPECIAL TRANSACTIONS AND COMMODITIES	-	-	10,478	-	-	-
SECT 0	FOOD	67,757	-	8,175,756	-	-	-
SECT 2	CRUDE MATERIALS, INEDIBLE	-	-	37,890,420	-	-	-

SARAWAK

JADUAL 20 (SAMB) : NILAI EKSPORT, IMPORT DAN EKSPORT SEMULA MENGIKUT KUMPULAN, BAHAGIAN DAN SEKSYEN BAGI SETIAP NEGARA
 TABLE 20 (CONT'D) : VALUE OF EXPORTS, IMPORTS AND RE-EXPORTS BY GROUPS, DIVISIONS AND SECTIONS FOR EACH COUNTRY

GROUP / DIV / SECT	COUNTRY OF DESTINATION / ORIGIN	EXPORTS & RE-EXPORTS RM F.O.B.		IMPORTS RM C.I.F.		RE-EXPORTS RM F.O.B.	
		JAN - DIS	2020	JAN - DIS	2020	JAN - DIS	2020
SECT 3	MINERAL FUELS, LUBRICANTS, ETC.	252,143,643		-			
SECT 5	CHEMICALS	34,366,668		-		8,068,046	
SECT 6	MANUFACTURED GOODS	9,112,951		-			
SECT 7	MACHINERY & TRANSPORT EQUIPMENT	406,660		-		261,335	
SECT 8	MISCELLANEOUS MANUFACTURED ARTICLES	-		4,188			
SECT 9	MISCELLANEOUS TRANSACTIONS AND COMMODITIES	-		10,478			
	TOTAL - REPUBLIC OF UNION OF MYANMAR	296,097,679		46,080,842		8,329,381	
***	ROMANIA						
GRP 421	FIXED VEGETABLE OILS, 'SOFT', CRUDE, REFINED OR PURIFIED		-	106,195			
GRP 625	RUBBER TYRES, INTERCHANGEABLE TYRE TREADS, INNER TUBES AND TYRE FLABS		-	19,569			
GRP 629	ARTICLES OF RUBBER, N.E.S		-	26,687			
GRP 657	SPECIAL YARNS, TEXTILE FABRICS AND RELATED PRODUCTS		-	2,951			
GRP 665	GLASSWARE		-	2,267			
GRP 671	PIG IRON, SPIEGELEISEN, SPONGE IRON, IRON OR STEEL GRANULES AND POWDERS AND FERRO-ALLOYS	959,045		-			
GRP 679	TUBES, PIPES AND HOLLOW PROFILES, AND TUBES OR PIPE FITTINGS, OF IRON OR STEEL		-	2,000			
GRP 691	STRUCTURES AND PARTS OF STRUCTURES, N.E.S., OF IRON, STEEL OR ALUMINIUM		-	109,328			
GRP 713	INTERNAL COMBUSTION PISTON ENGINES, AND PARTS THEREOF, N.E.S.		-	2,953			
GRP 716	ROTATING ELECTRIC PLANT AND PARTS THEREOF, N.E.S.		-	170,980			
GRP 727	FOOD-PROCESSING MACHINES (EXCLUDING DOMESTIC)		-	2,782			
GRP 741	HEATING AND COOLING EQUIPMENT AND PARTS THEREOF, N.E.S.		-	24,619			
GRP 743	PUMPS (OTHER THAN PUMPS FOR LIQUIDS) AND COMPRESSORS AND FANS; CENTRIFUGES; FILTERING OR PURIFYING APPARATUS; AND PARTS THEREOF		-	38,906			
GRP 746	BALL OR ROLLER BEARINGS		-	15,417			
GRP 748	TRANSMISSION SHAFTS AND CRANKS; BEARING HOUSINGS AND PARTS THEREOF		-	12,869			
GRP 752	AUTOMATIC DATA PROCESSING MACHINES AND UNITS THEREOF		-	133,388			
GRP 771	ELECTRIC POWER MACHINERY (OTHER THAN ROTATING ELECTRIC PLANT), AND PARTS THEREOF		-	24,119			
GRP 772	ELECTRICAL APPARATUS, RESISTOR, SWITCHBOARD AND CONTROL PANELS N.E.S., AND PARTS N.E.S.		-	286,909			
GRP 773	EQUIPMENT FOR DISTRIBUTING ELECTRICITY, N.E.S.		-	5,743			
GRP 775	HOUSEHOLD TYPE, ELECTRICAL AND NON-ELECTRICAL EQUIPMENT, N.E.S.		-	7,919			
GRP 841	MEN'S OR BOYS' COATS, CAPES, JACKETS, SUITS, BLAZERS, TROUSERS, UNDERWEAR, ETC., OF TEXTILE FABRICS, NOT KNITTED OR CROCHETED		-	6,806			
GRP 842	WOMEN'S AND GIRLS' COATS, CAPES, JACKETS, SUITS, BLAZERS, TROUSERS, SHORTS AND SIMILAR ARTICLES OF TEXTILE FABRICS, NOT KNITTED OR CROCHETED		-	16,765			
GRP 845	ARTICLES OF APPAREL, OF TEXTILE FABRICS, WHETHER OR NOT KNITTED OR CROCHETED, N.E.S.		-	2,573			
GRP 874	MEASURING, CHECKING, ANALYSING AND CONTROLLING INSTRUMENTS AND APPARATUS N.E.S.		-	695,486			
GRP 893	ARTICLES, NES OF PLASTICS		-	7,223			
GRP 931	SPECIAL TRANSACTIONS AND COMMODITIES		-	60,551			
DIV 42	FIXED VEGETABLE OILS AND FATS, CRUDE, REFINED OR FRACTIONATED		-	106,195			
DIV 62	RUBBER MANUFACTURES, N.E.S.		-	46,256			
DIV 65	TEXTILE YARN, FABRICS, MADE-UP ARICLES, N.E.S. AND RELATED PRODUCTS		-	2,951			
DIV 66	NON-METALLIC MINERAL MANUFACTURES N.E.S.		-	2,267			
DIV 67	IRON AND STEEL	959,045		2,000			
DIV 69	MANUFACTURES OF METAL, N.E.S.		-	109,328			
DIV 71	POWER GENERATING MACHINERY AND EQUIPMENT		-	173,933			
DIV 72	MACHINERY SPECIALIZED FOR PARTICULAR INDUSTRIES		-	2,782			
DIV 74	GENERAL INDUSTRIAL MACHINERY AND EQUIPMENT, N.E.S. AND MACHINE PARTS, N.E.S.		-	91,811			
DIV 75	OFFICE MACHINES AND AUTOMATIC DATA PROCESSING EQUIPMENT		-	133,388			

SARAWAK

JADUAL 20 (SAMB) : NILAI EKSPORT, IMPORT DAN EKSPORT SEMULA MENGIKUT KUMPULAN, BAHAGIAN DAN SEKSYEN BAGI SETIAP NEGARA
 TABLE 20 (CONT'D) : VALUE OF EXPORTS, IMPORTS AND RE-EXPORTS BY GROUPS, DIVISIONS AND SECTIONS FOR EACH COUNTRY

GROUP / DIV / SECT	COUNTRY OF DESTINATION / ORIGIN	EXPORTS & RE-EXPORTS RM F.O.B.		IMPORTS RM C.I.F.		RE-EXPORTS RM F.O.B.	
		JAN - DIS	2020	JAN - DIS	2020	JAN - DIS	2020
DIV 77	ELECTRICAL MACHINERY, APPARATUS AND APPLIANCES, N.E.S. AND ELECTRICAL PARTS THEREOF	-	-	324,690	-	-	-
DIV 84	ARTICLES OF APPAREL AND CLOTHING ACCESSORIES	-	-	26,144	-	-	-
DIV 87	PROFESSIONAL, SCIENTIFIC AND CONTROLLING INSTRUMENTS AND APPARATUS, N.E.S.	-	-	695,486	-	-	-
DIV 89	MISCELLANEOUS MANUFACTURED ARTICLES, N.E.S.	-	-	7,223	-	-	-
DIV 93	SPECIAL TRANSACTIONS AND COMMODITIES	-	-	60,551	-	-	-
SECT 4	ANIMAL AND VEGETABLE OILS AND FATS	-	-	106,195	-	-	-
SECT 6	MANUFACTURED GOODS	959,045	-	162,802	-	-	-
SECT 7	MACHINERY & TRANSPORT EQUIPMENT	-	-	726,604	-	-	-
SECT 8	MISCELLANEOUS MANUFACTURED ARTICLES	-	-	728,853	-	-	-
SECT 9	MISCELLANEOUS TRANSACTIONS AND COMMODITIES	-	-	60,551	-	-	-
	TOTAL - ROMANIA	959,045	-	1,785,005	-	-	-
***	RUSSIAN FEDERATION						
GRP 034	FISH, FRESH(LIVE OR DEAD), CHILLED OR FROZEN	-	-	83,317	-	-	-
GRP 112	ALCOHOLIC BEVERAGES	289	-	36,113	-	289	-
GRP 222	OIL SEEDS AND OLEAGINOUS FRUITS, FOR EXTRACTION OF 'SOFT' FIXED VEGETABLE OILS	-	-	115,139	-	-	-
GRP 232	SYNTHETIC RUBBER; RECLAIMED RUBBER, WASTE, PARINGS AND SCRAP OF UNHARDENED RUBBER	-	-	2,566,660	-	-	-
GRP 321	COAL, WHETHER OR NOT PULVERIZED, BUT NOT AGGLOMERATED	-	-	9,351,510	-	-	-
GRP 325	COKE AND SEMI-COKE OF COAL, LIGNITE OR PEAT; RETORT CARBON	-	-	11,133,302	-	-	-
GRP 334	PETROLEUM PRODUCTS, REFINED	18,161,314	-	-	-	-	-
GRP 522	INORGANIC CHEMICAL ELEMENTS, OXIDES AND HALOGEN SALTS	-	-	8,494	-	-	-
GRP 562	FERTILIZERS, MANUFACTURED	-	-	139,590,048	-	-	-
GRP 634	VENEERS, PLYWOOD, PARTICLE BOARD, AND OTHER WOOD, WORKED, N.E.S.	-	-	2,004,666	-	-	-
GRP 691	STRUCTURES AND PARTS OF STRUCTURES, N.E.S., OF IRON, STEEL OR ALUMINIUM	-	-	7,148	-	-	-
GRP 776	THERMIONIC VALVES AND TUBES; PHOTOCELLS; ETC., AND PARTS THEREOF, N.E.S.	33,978	-	-	-	-	-
GRP 841	MEN'S OR BOYS' COATS, CAPES, JACKETS, SUITS, BLAZERS, TROUSERS, UNDERWEAR, ETC., OF TEXTILE FABRICS, NOT KNITTED OR CROCHETED	-	-	2,732	-	-	-
GRP 931	SPECIAL TRANSACTIONS AND COMMODITIES	10,710	-	9,180	-	-	-
DIV 03	FISH, CRUSTACEANS AND MOLLUSCS, AND PREPARATIONS THEREOF	-	-	83,317	-	-	-
DIV 11	BEVERAGES	289	-	36,113	-	289	-
DIV 22	OIL SEEDS AND OLEAGINOUS FRUITS	-	-	115,139	-	-	-
DIV 23	CRUDE RUBBER (INCLUDING SYNTHETIC AND RECLAIMED)	-	-	2,566,660	-	-	-
DIV 32	COAL, COKE AND BRIQUETTES	-	-	20,484,812	-	-	-
DIV 33	PETROLEUM, PETROLEUM PRODUCTS AND RELATED MATERIALS	18,161,314	-	-	-	-	-
DIV 52	INORGANIC CHEMICALS	-	-	8,494	-	-	-
DIV 56	FERTILIZERS, MANUFACTURED	-	-	139,590,048	-	-	-
DIV 63	CORK AND WOOD MANUFACTURES (EXCLUDING FURNITURE)	-	-	2,004,666	-	-	-
DIV 69	MANUFACTURES OF METAL, N.E.S.	-	-	7,148	-	-	-
DIV 77	ELECTRICAL MACHINERY, APPARATUS AND APPLIANCES, N.E.S. AND ELECTRICAL PARTS THEREOF	33,978	-	-	-	-	-
DIV 84	ARTICLES OF APPAREL AND CLOTHING ACCESSORIES	-	-	2,732	-	-	-
DIV 93	SPECIAL TRANSACTIONS AND COMMODITIES	10,710	-	9,180	-	-	-
SECT 0	FOOD	-	-	83,317	-	-	-
SECT 1	BEVERAGES AND TOBACCO	289	-	36,113	-	289	-
SECT 2	CRUDE MATERIALS, INEDIBLE	-	-	2,681,799	-	-	-
SECT 3	MINERAL FUELS, LUBRICANTS, ETC.	18,161,314	-	20,484,812	-	-	-
SECT 5	CHEMICALS	-	-	139,598,542	-	-	-
SECT 6	MANUFACTURED GOODS	-	-	2,011,814	-	-	-
SECT 7	MACHINERY & TRANSPORT EQUIPMENT	33,978	-	-	-	-	-
SECT 8	MISCELLANEOUS MANUFACTURED ARTICLES	-	-	2,732	-	-	-
SECT 9	MISCELLANEOUS TRANSACTIONS AND COMMODITIES	10,710	-	9,180	-	-	-

SARAWAK

JADUAL 20 (SAMB) : NILAI EKSPORT, IMPORT DAN EKSPORT SEMULA MENGIKUT KUMPULAN, BAHAGIAN DAN SEKSYEN BAGI SETIAP NEGARA
 TABLE 20 (CONT'D) : VALUE OF EXPORTS, IMPORTS AND RE-EXPORTS BY GROUPS, DIVISIONS AND SECTIONS FOR EACH COUNTRY

GROUP / DIV / SECT	COUNTRY OF DESTINATION / ORIGIN	EXPORTS & RE-EXPORTS RM F.O.B.		IMPORTS RM C.I.F.		RE-EXPORTS RM F.O.B.	
		JAN - DIS	2020	JAN - DIS	2020	JAN - DIS	2020
	TOTAL - RUSSIAN FEDERATION	18,206,291		164,908,309		289	
***	SAINT LUCIA						
GRP 675	FLAT-ROLLED PRODUCTS OF ALLOY STEEL	9,670		-		-	
GRP 676	IRON AND STEEL BARS, RODS, ANGLES, SHAPES AND SECTIONS (INCLUDING SHEET PILING)	15,262		-		-	
GRP 679	TUBES, PIPES AND HOLLOW PROFILES, AND TUBES OR PIPE FITTINGS, OF IRON OR STEEL	342,322		-		-	
GRP 684	ALUMINIUM (INCLUDING ALLOYS)	3,000		-		3,000	
GRP 733	MACHINE-TOOLS FOR WORKING METAL, SINTERED METAL CARBIDES OF CERMETS, WITHOUT REMOVING MATERIAL	5,670		-		5,670	
GRP 931	SPECIAL TRANSACTIONS AND COMMODITIES	222		-		222	
DIV 67	IRON AND STEEL	367,254		-		-	
DIV 68	NON-FERROUS METALS	3,000		-		3,000	
DIV 73	METALWORKING MACHINERY	5,670		-		5,670	
DIV 93	SPECIAL TRANSACTIONS AND COMMODITIES	222		-		222	
SECT 6	MANUFACTURED GOODS	370,254		-		3,000	
SECT 7	MACHINERY & TRANSPORT EQUIPMENT	5,670		-		5,670	
SECT 9	MISCELLANEOUS TRANSACTIONS AND COMMODITIES	222		-		222	
	TOTAL - SAINT LUCIA	376,146		-		8,892	
***	SAUDI ARABIA						
GRP 034	FISH, FRESH(LIVE OR DEAD), CHILLED OR FROZEN	-		820,618		-	
GRP 036	CRUSTACEANS AND MOLLUSCS, FRESH, CHILLED, FROZEN, SALTED OR IN BRINE OR DRIED	14,849,359		-		-	
GRP 057	FRUITS AND NUTS (NOT INCLUDING OIL NUTS), FRESH OR DRIED	-		121,577		-	
GRP 091	MARGARINE AND SHORTENING	1,735,872		-		-	
GRP 245	FUEL WOOD (EXCLUDING WOOD WASTE) AND WOOD CHARCOAL	6,640,171		-		-	
GRP 246	WOOD IN CHIPS OR PARTICLES AND WOOD WASTE	3,827,392		-		-	
GRP 248	WOOD, SIMPLY WORKED, AND RAILWAY SLEEPERS OF WOOD	2,247,482		-		-	
GRP 288	NON-FERROUS BASE METAL WASTE AND SCRAP, N.E.S.	-		49,051,430		-	
GRP 335	RESIDUAL PETROLEUM PRODUCTS, N.E.S. AND RELATED MATERIALS	896,871		-		-	
GRP 422	OTHER FIXED VEGETABLE OILS, FLUID OR SOLID, CRUDE, REFINED OR PURIFIED	386,744,563		-		-	
GRP 514	NITROGEN-FUNCTION COMPOUNDS	-		255,264		-	
GRP 522	INORGANIC CHEMICAL ELEMENTS, OXIDES AND HALOGEN SALTS	3,157,316		-		3,157,316	
GRP 571	POLYMER OF ETHYLENE, IN PRIMARY FORMS	-		3,110,116		-	
GRP 621	MATERIALS OF RUBBER	-		25,274		-	
GRP 629	ARTICLES OF RUBBER, N.E.S	-		39,058		-	
GRP 634	VENEERS, PLYWOOD, PARTICLE BOARD, AND OTHER WOOD, WORKED, N.E.S.	4,504,555		-		-	
GRP 662	CLAY CONSTRUCTION MATERIALS AND REFRACTORY CONSTRUCTION MATERIALS	-		156,367		-	
GRP 664	GLASS	-		21,790		-	
GRP 671	PIG IRON, SPIEGELEISEN, SPONGE IRON, IRON OR STEEL GRANULES AND POWDERS AND FERRO-ALLOYS	2,707,385		-		-	
GRP 694	NAILS, SCREWS, NUTS, BOLTS, RIVETS AND THE LIKE, OF IRON, STEEL, COPPER OR ALUMINIUM	-		13,849		-	
GRP 695	TOOLS FOR USE IN THE HAND OR IN MACHINES	-		19,178		-	
GRP 713	INTERNAL COMBUSTION PISTON ENGINES, AND PARTS THEREOF, N.E.S.	-		8,648		-	
GRP 721	AGRICULTURAL MACHINERY (EXCLUDING TRACTORS) AND PARTS THEREOF	-		823,124		-	
GRP 723	CIVIL ENGINEERING AND CONTRACTORS' PLANT AND EQUIPMENT	-		142,648		-	
GRP 728	OTHER MACHINERY AND EQUIPMENT SPECIALIZED FOR PARTICULAR INDUSTRIES, AND PARTS THEREOF, N.E.S.	-		31,960		-	
GRP 874	MEASURING, CHECKING, ANALYSING AND CONTROLLING INSTRUMENTS AND APPARATUS N.E.S.	-		2,401		-	
GRP 931	SPECIAL TRANSACTIONS AND COMMODITIES	5,544		24,388		-	

SARAWAK

JADUAL 20 (SAMB) : NILAI EKSPORT, IMPORT DAN EKSPORT SEMULA MENGIKUT KUMPULAN, BAHAGIAN DAN SEKSYEN BAGI SETIAP NEGARA
 TABLE 20 (CONT'D) : VALUE OF EXPORTS, IMPORTS AND RE-EXPORTS BY GROUPS, DIVISIONS AND SECTIONS FOR EACH COUNTRY

GROUP / DIV / SECT	COUNTRY OF DESTINATION / ORIGIN	EXPORTS & RE-EXPORTS RM F.O.B.		IMPORTS RM C.I.F.		RE-EXPORTS RM F.O.B.	
		JAN - DIS	2020	JAN - DIS	2020	JAN - DIS	2020
DIV 03	FISH, CRUSTACEANS AND MOLLUSCS, AND PREPARATIONS THEREOF	14,849,359		820,618		-	
DIV 05	VEGETABLES AND FRUITS	-		121,577		-	
DIV 09	MISCELLANEOUS EDIBLE PRODUCTS AND PREPARATIONS	1,735,872		-		-	
DIV 24	CORK AND WOOD	12,715,045		-		-	
DIV 28	METALLIFEROUS ORES AND METAL SCRAP	-		49,051,430		-	
DIV 33	PETROLEUM, PETROLEUM PRODUCTS AND RELATED MATERIALS	896,871		-		-	
DIV 42	FIXED VEGETABLE OILS AND FATS, CRUDE, REFINED OR FRACTIONATED	386,744,563		-		-	
DIV 51	ORGANIC CHEMICALS	-		255,264		-	
DIV 52	INORGANIC CHEMICALS	3,157,316		-		3,157,316	
DIV 57	PLASTICS IN PRIMARY FORMS	-		3,110,116		-	
DIV 62	RUBBER MANUFACTURES, N.E.S.	-		64,332		-	
DIV 63	CORK AND WOOD MANUFACTURES (EXCLUDING FURNITURE)	4,504,555		-		-	
DIV 66	NON-METALLIC MINERAL MANUFACTURES N.E.S.	-		178,157		-	
DIV 67	IRON AND STEEL	2,707,385		-		-	
DIV 69	MANUFACTURES OF METAL, N.E.S.	-		33,027		-	
DIV 71	POWER GENERATING MACHINERY AND EQUIPMENT	-		8,648		-	
DIV 72	MACHINERY SPECIALIZED FOR PARTICULAR INDUSTRIES	-		997,732		-	
DIV 87	PROFESSIONAL, SCIENTIFIC AND CONTROLLING INSTRUMENTS AND APPARATUS, N.E.S.	-		2,401		-	
DIV 93	SPECIAL TRANSACTIONS AND COMMODITIES	5,544		24,388		-	
SECT 0	FOOD	16,585,231		942,195		-	
SECT 2	CRUDE MATERIALS, INEDIBLE	12,715,045		49,051,430		-	
SECT 3	MINERAL FUELS, LUBRICANTS, ETC.	896,871		-		-	
SECT 4	ANIMAL AND VEGETABLE OILS AND FATS	386,744,563		-		-	
SECT 5	CHEMICALS	3,157,316		3,365,380		3,157,316	
SECT 6	MANUFACTURED GOODS	7,211,940		275,516		-	
SECT 7	MACHINERY & TRANSPORT EQUIPMENT	-		1,006,380		-	
SECT 8	MISCELLANEOUS MANUFACTURED ARTICLES	-		2,401		-	
SECT 9	MISCELLANEOUS TRANSACTIONS AND COMMODITIES	5,544		24,388		-	
	TOTAL - SAUDI ARABIA	427,316,510		54,667,690		3,157,316	
***	SENEGAL						
GRP 422	OTHER FIXED VEGETABLE OILS, FLUID OR SOLID, CRUDE, REFINED OR PURIFIED	58,663,579		-		-	
DIV 42	FIXED VEGETABLE OILS AND FATS, CRUDE, REFINED OR FRACTIONATED	58,663,579		-		-	
SECT 4	ANIMAL AND VEGETABLE OILS AND FATS	58,663,579		-		-	
	TOTAL - SENEGAL	58,663,579		-		-	
***	SERBIA						
GRP 057	FRUITS AND NUTS (NOT INCLUDING OIL NUTS), FRESH OR DRIED	-		14,535		-	
GRP 742	PUMPS FOR LIQUIDS, LIQUID ELEVATORS AND PARTS	-		4,825		-	
GRP 748	TRANSMISSION SHAFTS AND CRANKS; BEARING HOUSINGS AND PARTS THEREOF	-		19,431		-	
GRP 785	MOTORCYCLES, AND CYCLES, MOTORIZED AND NON-MOTORIZED; INVALID CARRIAGES	-		17,240		-	
GRP 851	FOOTWEAR	-		2,496		-	
GRP 874	MEASURING, CHECKING, ANALYSING AND CONTROLLING INSTRUMENTS AND APPARATUS N.E.S.	-		2,838		-	
GRP 931	SPECIAL TRANSACTIONS AND COMMODITIES	-		3,837		-	
DIV 05	VEGETABLES AND FRUITS	-		14,535		-	
DIV 74	GENERAL INDUSTRIAL MACHINERY AND EQUIPMENT, N.E.S. AND MACHINE PARTS, N.E.S.	-		24,256		-	
DIV 78	ROAD VEHICLES (INCLUDING AIR - CUSHION VEHICLES)	-		17,240		-	
DIV 85	FOOTWEAR	-		2,496		-	
DIV 87	PROFESSIONAL, SCIENTIFIC AND CONTROLLING INSTRUMENTS AND APPARATUS, N.E.S.	-		2,838		-	
DIV 93	SPECIAL TRANSACTIONS AND COMMODITIES	-		3,837		-	

SARAWAK

JADUAL 20 (SAMB) : NILAI EKSPORT, IMPORT DAN EKSPORT SEMULA MENGIKUT KUMPULAN, BAHAGIAN DAN SEKSYEN BAGI SETIAP NEGARA
 TABLE 20 (CONT'D) : VALUE OF EXPORTS, IMPORTS AND RE-EXPORTS BY GROUPS, DIVISIONS AND SECTIONS FOR EACH COUNTRY

GROUP / DIV / SECT	COUNTRY OF DESTINATION / ORIGIN	EXPORTS & RE-EXPORTS RM F.O.B.		IMPORTS RM C.I.F.		RE-EXPORTS RM F.O.B.	
		JAN - DIS	2020	JAN - DIS	2020	JAN - DIS	2020
SECT 0	FOOD	-	-	14,535	-	-	-
SECT 7	MACHINERY & TRANSPORT EQUIPMENT	-	-	41,496	-	-	-
SECT 8	MISCELLANEOUS MANUFACTURED ARTICLES	-	-	5,334	-	-	-
SECT 9	MISCELLANEOUS TRANSACTIONS AND COMMODITIES	-	-	3,837	-	-	-
	TOTAL - SERBIA	-	-	65,202	-	-	-
***	SEYCHELLES						
GRP 248	WOOD, SIMPLY WORKED, AND RAILWAY SLEEPERS OF WOOD	388,020	-	-	-	-	-
GRP 728	OTHER MACHINERY AND EQUIPMENT SPECIALIZED FOR PARTICULAR INDUSTRIES, AND PARTS THEREOF, N.E.S.	2,239	-	-	-	2,239	-
DIV 24	CORK AND WOOD	388,020	-	-	-	-	-
DIV 72	MACHINERY SPECIALIZED FOR PARTICULAR INDUSTRIES	2,239	-	-	-	2,239	-
SECT 2	CRUDE MATERIALS, INEDIBLE	388,020	-	-	-	-	-
SECT 7	MACHINERY & TRANSPORT EQUIPMENT	2,239	-	-	-	2,239	-
	TOTAL - SEYCHELLES	390,259	-	-	-	2,239	-
***	SIERRA LEONE						
GRP 422	OTHER FIXED VEGETABLE OILS, FLUID OR SOLID, CRUDE, REFINED OR PURIFIED	149,838	-	-	-	-	-
GRP 931	SPECIAL TRANSACTIONS AND COMMODITIES	-	-	291	-	-	-
DIV 42	FIXED VEGETABLE OILS AND FATS, CRUDE, REFINED OR FRACTIONATED	149,838	-	-	-	-	-
DIV 93	SPECIAL TRANSACTIONS AND COMMODITIES	-	-	291	-	-	-
SECT 4	ANIMAL AND VEGETABLE OILS AND FATS	149,838	-	-	-	-	-
SECT 9	MISCELLANEOUS TRANSACTIONS AND COMMODITIES	-	-	291	-	-	-
	TOTAL - SIERRA LEONE	149,838	-	291	-	-	-
***	SINGAPORE, REPUBLIC OF						
GRP 001	LIVE ANIMALS	105,923,204	-	-	-	-	-
GRP 012	OTHER MEAT AND EDIBLE OFFAL, FRESH, CHILLED OR FROZEN	649,661	-	-	-	-	-
GRP 017	MEAT AND EDIBLE MEAT OFFAL, PREPARED OR PRESERVED, N.E.S.	-	-	881,456	-	-	-
GRP 022	MILK AND CREAM AND MILK PRODUCTS OTHER THAN BUTTER OR CHEESE	-	-	1,941	-	-	-
GRP 023	BUTTER AND OTHER FATS AND OILS DERIVED FROM MILK	-	-	27,030	-	-	-
GRP 024	CHEESE AND CURD	-	-	44,070	-	-	-
GRP 034	FISH, FRESH(LIVE OR DEAD), CHILLED OR FROZEN	398,541	-	5,147,214	-	-	-
GRP 035	FISH, DRIED, SALTED OR IN BRINE;SMOKED FISH	-	-	2,969	-	-	-
GRP 036	CRUSTACEANS AND MOLLUSCS, FRESH, CHILLED, FROZEN, SALTED OR IN BRINE OR DRIED	1,873,645	-	1,338,128	-	-	-
GRP 037	FISH, CRUSTACEANS AND MOLLUSCS PREPARED OR PRESERVED, N.E.S.	4,210,915	-	1,146,739	-	-	-
GRP 044	MAIZE (NOT INCLUDING SWEET CORN), UNMILLED	-	-	778	-	-	-
GRP 046	MEAL AND FLOUR OF WHEAT AND FLOUR OF MESLIN	-	-	743,148	-	-	-
GRP 048	CEREAL PREPARATIONS AND PREPARATION OF FLOUR OR STARCH OF FRUITS OR VEGETABLES	38,207	-	2,020,423	-	38,207	-
GRP 054	VEGETABLES, FRESH, CHILLED, FROZEN OR SIMPLY PRESERVED	4,952	-	340,911	-	-	-
GRP 056	VEGETABLES, ROOT AND TUBERS, PREPARED OR PRESERVED, N.E.S.	-	-	972,610	-	-	-
GRP 057	FRUITS AND NUTS (NOT INCLUDING OIL NUTS), FRESH OR DRIED	120	-	1,904	-	-	-
GRP 058	FRUITS, PRESERVED, AND FRUIT PREPARATIONS (EXCLUDING FRUIT JUICES)	-	-	511,020	-	-	-
GRP 059	FRUIT JUICES (INCLUDING GRAPE MUST) & VEGETABLE JUICES, UNFERMENTED & NOT CONTAINING ADDED SPIRIT,WHETHER / NOT CONTAINING ADDED SUGAR OR OTHER SWEETENING MATTER	-	-	101,078	-	-	-
GRP 061	SUGARS, MOLASSES AND HONEY	104,172	-	-	-	53,172	-
GRP 062	SUGAR CONFECTIONERY	-	-	30,598	-	-	-

SARAWAK

JADUAL 20 (SAMB) : NILAI EKSPORT, IMPORT DAN EKSPORT SEMULA MENGIKUT KUMPULAN, BAHAGIAN DAN SEKSYEN BAGI SETIAP NEGARA
 TABLE 20 (CONT'D) : VALUE OF EXPORTS, IMPORTS AND RE-EXPORTS BY GROUPS, DIVISIONS AND SECTIONS FOR EACH COUNTRY

GROUP / DIV / SECT	COUNTRY OF DESTINATION / ORIGIN	EXPORTS & RE-EXPORTS RM F.O.B.		IMPORTS RM C.I.F.		RE-EXPORTS RM F.O.B.	
		JAN - DIS	2020	JAN - DIS	2020	JAN - DIS	2020
GRP 071	COFFEE AND COFFEE SUBSTITUTES	16,243		270,461		16,243	
GRP 073	CHOCOLATE AND OTHER FOOD PREPARATIONS CONTAINING COCOA, N.E.S	-		1,478,720		-	
GRP 074	TEA AND MATE	163,944		477,967		-	
GRP 075	SPICES	2,010,557		-		-	
GRP 081	FEEDING STUFF FOR ANIMALS (NOT INCLUDING UNMILLED CEREALS)	-		4,306,235		-	
GRP 091	MARGARINE AND SHORTENING	-		64,148		-	
GRP 098	EDIBLE PRODUCTS AND PREPARATIONS, N.E.S.	17,805,183		41,403,678		4,200,789	
GRP 111	NON-ALCOHOLIC BEVERAGES, N.E.S.	64,936		97,573		-	
GRP 112	ALCOHOLIC BEVERAGES	448,168		22,722		448,168	
GRP 245	FUEL WOOD (EXCLUDING WOOD WASTE) AND WOOD CHARCOAL	196,630		-		-	
GRP 246	WOOD IN CHIPS OR PARTICLES AND WOOD WASTE	484,745		-		-	
GRP 248	WOOD, SIMPLY WORKED, AND RAILWAY SLEEPERS OF WOOD	5,121,792		-		-	
GRP 269	WORN CLOTHING AND OTHER WORN TEXTILE ARTICLES ;RAGS	-		517,475		-	
GRP 273	STONE, SAND AND GRAVEL	23,066		-		-	
GRP 278	OTHER CRUDE MINERALS	-		45,285,560		-	
GRP 288	NON-FERROUS BASE METAL WASTE AND SCRAP, N.E.S.	-		7,314,269		-	
GRP 292	CRUDE VEGETABLE MATERIALS, N.E.S.	62,920		213,638		-	
GRP 333	PETROLEUM OILS, CRUDE, AND CRUDE OILS OBTAINED FROM BITUMINOUS MINERALS	347,452,495		-		-	
GRP 334	PETROLEUM PRODUCTS, REFINED	53,138,028		465,363,070		114,212	
GRP 335	RESIDUAL PETROLEUM PRODUCTS, N.E.S. AND RELATED MATERIALS	3,573,917		48,362,822		-	
GRP 344	PETROLEUM GASES AND OTHER GASEOUS HYDRO-CARBONS, N.E.S.	-		64,393		-	
GRP 345	COAL GAS, WATER GAS, PRODUCER GAS AND SIMILAR GASES	-		7,323		-	
GRP 421	FIXED VEGETABLE OILS, 'SOFT', CRUDE, REFINED OR PURIFIED	-		923,156		-	
GRP 422	OTHER FIXED VEGETABLE OILS, FLUID OR SOLID, CRUDE, REFINED OR PURIFIED	80,551,920		-		-	
GRP 431	ANIMAL OR VEGETABLE OILS AND FATS, PROCESSED, AND WAXES OF ANIMAL OR VEGETABLE ORIGIN	276,004		15,593		-	
GRP 511	HYDROCARBONS, N.E.S. AND THEIR HALOGENATED, SULPHONATED, NITRATED OR NITROSATED DERIVATIVES	-		219,436		-	
GRP 512	ALCOHOLS, PHENOLS, PHENOL-ALCOHOLS, AND THEIR DERIVATIVES	12,085,459		4,895,223		2,634	
GRP 513	CARBOXYLIC ACIDS, ANHYDRIDES, HALIDES, PEROXIDES AND PEROXYACIDS AND DERIVATIVES	52,687		2,503,463		52,687	
GRP 514	NITROGEN-FUNCTION COMPOUNDS	-		437,323		-	
GRP 515	ORGANO-INORGANIC AND HETEROCYCLIC COMPOUNDS	-		1,565,242		-	
GRP 516	OTHER ORGANIC CHEMICALS	154,622		134,163		-	
GRP 522	INORGANIC CHEMICAL ELEMENTS, OXIDES AND HALOGEN SALTS	442,289		7,964,538		373,380	
GRP 523	METALLIC SALTS AND PEROXYSALTS, OF INORGANIC ACIDS	2,667		1,032,026		2,667	
GRP 524	OTHER INORGANIC CHEMICALS; ORGANIC AND INORGANIC COMPOUNDS OF PRECIOUS METALS	5,335		2,094,270		5,335	
GRP 531	SYNTHETIC ORGANIC COLOURING MATTER AND COLOUR LAKES AND PREPARATIONS BASED THEREON	-		374,014		-	
GRP 532	DYEING AND TANNING EXTRACTS, AND SYNTHETIC TANNING MATERIALS	-		14,538		-	
GRP 533	PIGMENTS, PAINTS, VARNISHES AND RELATED MATERIALS	1,102,386		5,364,556		1,097,546	
GRP 541	MEDICINAL AND PHARMACEUTICAL PRODUCTS, OTHER THAN MEDICAMENTS OF GROUP 542	-		404,137		-	
GRP 542	MEDICAMENTS (INCLUDING VETERINARY MEDICAMENTS)	18,810		344,115		18,810	
GRP 551	ESSENTIAL OILS, PERFUME AND FLAVOUR MATERIALS	-		10,312,709		-	
GRP 553	PERFUMERY, COSMETICS AND TOILET PREPARATIONS	-		611,608		-	
GRP 554	SOAP, CLEANSING AND POLISHING PREPARATIONS	4,446		10,805,334		4,446	
GRP 562	FERTILIZERS, MANUFACTURED	31,218,213		-		-	
GRP 571	POLYMER OF ETHYLENE, IN PRIMARY FORMS	-		643,208		-	
GRP 572	POLYMER OF STYRENE, IN PRIMARY FORMS	-		455,858		-	
GRP 574	POLYACETALS, OTHER POLYETHERS AND EPOXIDE RESINS, IN PRIMARY FORMS	-		1,557,118		-	
GRP 575	OTHER PLASTICS, IN PRIMARY FORMS	3,886,357		148,157,290		3,653,318	
GRP 581	TUBES, PIPES AND HOSES OF PLASTICS	74,669		202,246		74,669	
GRP 582	PLATES, SHEETS, FILM, COIL AND STRIP OF PLASTICS	-		16,409,387		-	

SARAWAK

JADUAL 20 (SAMB) : NILAI EKSPORT, IMPORT DAN EKSPORT SEMULA MENGIKUT KUMPULAN, BAHAGIAN DAN SEKSYEN BAGI SETIAP NEGARA
 TABLE 20 (CONT'D) : VALUE OF EXPORTS, IMPORTS AND RE-EXPORTS BY GROUPS, DIVISIONS AND SECTIONS FOR EACH COUNTRY

GROUP / DIV / SECT	COUNTRY OF DESTINATION / ORIGIN	EXPORTS & RE-EXPORTS RM F.O.B.		IMPORTS RM C.I.F.		RE-EXPORTS RM F.O.B.	
		JAN - DIS	2020	JAN - DIS	2020	JAN - DIS	2020
GRP 591	DISINFECTANTS, INSECTICIDES, FUNGICIDES, WEED KILLERS, ANTI-SPROUTING PRODUCTS, ETC.	-	-	2,076,621	-	-	-
GRP 592	STARCHES, INULIN AND WHEAT GLUTEN; ALBUMINOIDAL SUBSTANCES; GLUES	5,300,208	-	83,059	-	-	-
GRP 593	EXPLOSIVES AND PYROTECHNIC PRODUCTS	-	-	196,107	-	-	-
GRP 597	PREPARED ADDITIVES FOR MINERAL OILS; LUBRICATING PREPARATIONS	-	-	1,217,611	-	-	-
GRP 598	MISCELLANEOUS CHEMICAL PRODUCTS, N.E.S.	51,688	-	2,887,947	-	-	-
GRP 612	MANUFACTURES OF LEATHER OR OF COMPOSITION LEATHER, N.E.S. SADDLERY, HARNESS	-	-	2,301	-	-	-
GRP 621	MATERIALS OF RUBBER	12,681	-	876,698	-	12,681	-
GRP 625	RUBBER TYRES, INTERCHANGEABLE TYRE TREADS, INNER TUBES AND TYRE FLABS	189,029	-	115,560	-	189,029	-
GRP 629	ARTICLES OF RUBBER, N.E.S.	121,362	-	1,859,028	-	121,362	-
GRP 634	VENEERS, PLYWOOD, PARTICLE BOARD, AND OTHER WOOD, WORKED, N.E.S.	1,229,698	-	-	-	-	-
GRP 635	WOOD MANUFACTURES, N.E.S.	331,324	-	-	-	-	-
GRP 641	PAPER AND PAPERBOARD	-	-	696,428	-	-	-
GRP 642	PAPER AND PAPERBOARD, CUT TO SIZE OR SHAPE, AND ARTICLES OF PAPER OR PAPERBOARD	-	-	1,420,180	-	-	-
GRP 651	TEXTILE YARN	-	-	22,084	-	-	-
GRP 652	COTTON FABRICS, WOVEN (NOT INCLUDING NARROW OR SPECIAL FABRICS)	-	-	3,813	-	-	-
GRP 653	FABRICS, WOVEN, OF MAN-MADE TEXTILE MATERIALS (NOT INCLUDING NARROW OR SPECIAL FABRICS)	-	-	46,387	-	-	-
GRP 657	SPECIAL YARNS, TEXTILE FABRICS AND RELATED PRODUCTS	17,702	-	1,487,477	-	17,702	-
GRP 658	MADE-UP ARTICLES, WHOLLY OR CHIEFLY OF TEXTILE MATERIALS, N.E.S.	15,031	-	688,862	-	15,031	-
GRP 659	FLOOR COVERINGS, ETC.	-	-	17,800	-	-	-
GRP 661	LIME, CEMENT, AND FABRICATED CONSTRUCTION MATERIALS (EXCEPT GLASS AND CLAY MATERIALS)	-	-	463,284	-	-	-
GRP 663	MINERAL MANUFACTURES, N.E.S.	12,242	-	625,318	-	5,850	-
GRP 664	GLASS	-	-	24,327	-	-	-
GRP 665	GLASSWARE	-	-	284,698	-	-	-
GRP 666	POTTERY	-	-	2,000	-	-	-
GRP 671	PIG IRON, SPIEGELEISEN, SPONGE IRON, IRON OR STEEL GRANULES AND POWDERS AND FERRO-ALLOYS	2,777,683	-	-	-	-	-
GRP 673	FLAT-ROLLED PRODUCTS, OF IRON OR NON-ALLOY STEEL, NOT CLAD, PLATED OR COATED	106,894	-	1,110,899	-	106,894	-
GRP 675	FLAT-ROLLED PRODUCTS OF ALLOY STEEL	-	-	85,415	-	-	-
GRP 676	IRON AND STEEL BARS, RODS, ANGLES, SHAPES AND SECTIONS (INCLUDING SHEET PILING)	-	-	235,229	-	-	-
GRP 677	RAILS AND RAILWAY TRACK CONSTRUCTION MATERIAL, OF IRON OR STEEL	-	-	7,142	-	-	-
GRP 678	WIRE OF IRON OR STEEL	-	-	27,449	-	-	-
GRP 679	TUBES, PIPES AND HOLLOW PROFILES, AND TUBES OR PIPE FITTINGS, OF IRON OR STEEL	63,918	-	4,861,892	-	63,918	-
GRP 682	COPPER (INCLUDING ALLOYS)	11,130	-	896,761	-	11,130	-
GRP 683	NICKEL (INCLUDING ALLOYS)	-	-	51,059	-	-	-
GRP 684	ALUMINIUM (INCLUDING ALLOYS)	9,920,176	-	8,162	-	-	-
GRP 686	ZINC (INCLUDING ALLOYS)	15,400	-	-	-	15,400	-
GRP 691	STRUCTURES AND PARTS OF STRUCTURES, N.E.S., OF IRON, STEEL OR ALUMINIUM	28,023	-	732,701	-	28,023	-
GRP 692	METAL CONTAINERS FOR STORAGE OR TRANSPORT	41,966	-	16,687	-	-	-
GRP 693	WIRE PRODUCTS (EXCLUDING INSULATED ELECTRICAL WIRING) AND FENCING GRILLS	1,569,104	-	2,136,123	-	1,569,104	-
GRP 694	NAILS, SCREWS, NUTS, BOLTS, RIVETS AND THE LIKE, OF IRON, STEEL, COPPER OR ALUMINIUM	355,644	-	1,125,997	-	355,644	-
GRP 695	TOOLS FOR USE IN THE HAND OR IN MACHINES	193,510	-	4,142,232	-	193,510	-
GRP 697	HOUSEHOLD EQUIPMENT OF BASE METAL, N.E.S.	-	-	4,901	-	-	-
GRP 699	MANUFACTURES OF BASE METAL, N.E.S.	1,579,816	-	5,278,922	-	1,567,414	-
GRP 712	STEAM TURBINES AND OTHER VAPOUR TURBINES, AND PARTS THEREOF, N.E.S.	-	-	4,600	-	-	-
GRP 713	INTERNAL COMBUSTION PISTON ENGINES, AND PARTS THEREOF, N.E.S.	1,823,339	-	6,072,699	-	1,823,339	-
GRP 714	ENGINES AND MOTORS, NON-ELECTRIC, AND PARTS, N.E.S.	-	-	5,116,278	-	-	-
GRP 716	ROTATING ELECTRIC PLANT AND PARTS THEREOF, N.E.S.	97,939	-	7,969,711	-	97,939	-
GRP 718	OTHER POWER GENERATING MACHINERY AND PARTS THEREOF, N.E.S.	37,828	-	924,174	-	37,828	-

SARAWAK

JADUAL 20 (SAMB) : NILAI EKSPORT, IMPORT DAN EKSPORT SEMULA MENGIKUT KUMPULAN, BAHAGIAN DAN SEKSYEN BAGI SETIAP NEGARA
 TABLE 20 (CONT'D) : VALUE OF EXPORTS, IMPORTS AND RE-EXPORTS BY GROUPS, DIVISIONS AND SECTIONS FOR EACH COUNTRY

GROUP / DIV / SECT	COUNTRY OF DESTINATION / ORIGIN	EXPORTS & RE-EXPORTS RM F.O.B.		IMPORTS RM C.I.F.		RE-EXPORTS RM F.O.B.	
		JAN - DIS	2020	JAN - DIS	2020	JAN - DIS	2020
GRP 721	AGRICULTURAL MACHINERY (EXCLUDING TRACTORS) AND PARTS THEREOF	-		269,405		-	
GRP 723	CIVIL ENGINEERING AND CONTRACTORS' PLANT AND EQUIPMENT	5,722,399		20,626,251		5,699,619	
GRP 724	TEXTILE AND LEATHER MACHINERY, AND PARTS THEREOF, N.E.S.	4,314		115,213		4,314	
GRP 726	PRINTING AND BOOKBINDING MACHINERY, AND PARTS THEREOF	-		161,812		-	
GRP 727	FOOD-PROCESSING MACHINES (EXCLUDING DOMESTIC)	-		109,214		-	
GRP 728	OTHER MACHINERY AND EQUIPMENT SPECIALIZED FOR PARTICULAR INDUSTRIES, AND PARTS THEREOF, N.E.S.	2,701,808		80,928,301		2,701,808	
GRP 731	MACHINE-TOOLS WORKING BY REMOVING METAL OR OTHER MATERIAL	26,000		529,460		26,000	
GRP 733	MACHINE-TOOLS FOR WORKING METAL, SINTERED METAL CARBIDES OF CERMETS, WITHOUT REMOVING MATERIAL	8,700		-		8,700	
GRP 735	PARTS, NES AND ACCESSORIES FOR USE WITH MACHINES FALLING WITHIN HEADING 731 AND 733	5,210,406		988,379		5,210,406	
GRP 737	METALWORKING MACHINERY (OTHER THAN MACHINE- TOOLS), AND PARTS THEROF, N.E.S.	-		380,896		-	
GRP 741	HEATING AND COOLING EQUIPMENT AND PARTS THEREOF, N.E.S.	2,378,652		11,073,880		2,372,652	
GRP 742	PUMPS FOR LIQUIDS, LIQUID ELEVATORS AND PARTS	2,481,593		5,778,832		2,354,823	
GRP 743	PUMPS (OTHER THAN PUMPS FOR LIQUIDS) AND COMPRESSORS AND FANS; CENTRIFUGES; FILTERING OR PURIFYING APPARATUS; AND PARTS THEREOF	3,581,185		10,933,806		3,581,185	
GRP 744	MECHANICAL HANDLING EQUIPMENT, AND PARTS THEREOF, N.E.S.	1,817,650		4,605,543		1,817,650	
GRP 745	OTHER NON-ELECTRICAL MACHINERY, TOOLS AND MECHANICAL APPARATUS, AND PARTS THEREOF, N.E.S.	485,585		3,389,631		485,585	
GRP 746	BALL OR ROLLER BEARINGS	127,586		5,165,850		127,586	
GRP 747	TAPS, COCKS, VALVES AND SIMILAR APPLIANCE	621,078		15,432,557		621,078	
GRP 748	TRANSMISSION SHAFTS AND CRANKS; BEARING HOUSINGS AND PARTS THEREOF	1,445,453		16,134,764		1,445,453	
GRP 749	NON-ELECTRIC PARTS AND ACCESSORIES OF MACHINERY, N.E.S.	449,696		7,075,392		449,696	
GRP 751	OFFICE MACHINES	-		25,227		-	
GRP 752	AUTOMATIC DATA PROCESSING MACHINES AND UNITS THEREOF	2,000		1,042,274		2,000	
GRP 759	PARTS AND ACCESSORIES FOR USE WITHIN GROUPS 751 AND 752	14,600		50,377		14,600	
GRP 761	TELEVISION RECEIVERS WITH RADIO-BROADCAST RECEIVERS, SOUND RECORDERS OR REPRODUCERS	2,288		308,115		2,288	
GRP 762	RADIO-BROADCAST RECEIVERS WITH SOUND RECORDERS OR REPRODUCERS	-		13,330		-	
GRP 763	SOUND RECORDERS OR REPRODUCERS; TELEVISION IMAGE AND SOUND RECORDERS OR REPRODUCERS; PREPARED UNRECORDED MEDIA	-		11,710		-	
GRP 764	TELECOMMUNICATIONS EQUIPMENTS, N.E.S.; THEIR PARTS, AND ACCESSORIES USED IN DIVISION 76	154,728		477,230		154,728	
GRP 771	ELECTRIC POWER MACHINERY (OTHER THAN ROTATING ELECTRIC PLANT), AND PARTS THEREOF	26,029		15,537,592		26,029	
GRP 772	ELECTRICAL APPARATUS, RESISTOR, SWITCHBOARD AND CONTROL PANELS N.E.S., AND PARTS N.E.S.	2,376,059		5,581,412		2,307,727	
GRP 773	EQUIPMENT FOR DISTRIBUTING ELECTRICITY, N.E.S.	336,704		1,230,285		336,704	
GRP 774	ELECTRO-DIAGNOSTIC APPARATUS FOR MEDICAL, SURGICAL, DENTAL OR VETERINARY SCIENCES AND RADIOLOGICAL APPARATUS	-		6,768		-	
GRP 775	HOUSEHOLD TYPE, ELECTRICAL AND NON-ELECTRICAL EQUIPMENT, N.E.S.	8,613		206,964		8,613	
GRP 776	THERMIONIC VALVES AND TUBES; PHOTOCELLS; ETC., AND PARTS THEREOF, N.E.S.	5,179,441		10,650,142		2,371,739	
GRP 778	ELECTRICAL MACHINERY AND APPARATUS, N.E.S.	239,161,331		5,012,737		335,294	
GRP 781	MOTOR CARS AND OTHER MOTOR VEHICLES FOR THE TRANSPORT OF PERSONS	-		10,589		-	
GRP 784	PARTS AND ACCESSORIES, OF THE MOTOR VEHICLES FALLING WITHIN HEADING 722, 781, 782 OR 783	1,904,653		562,016		1,795,067	
GRP 785	MOTORCYCLES, AND CYCLES, MOTORIZED AND NON-MOTORIZED; INVALID CARRIAGES	5,980		6,000		5,980	
GRP 786	TRAILERS AND SEMI-TRAILERS; OTHER VEHICLES, NOT MECHANICALLY PROPELLED; SPECIALLY DESIGNED AND EQUIPPED TRANSPORT CONTAINERS	10,400		361,760		10,400	
GRP 791	RAILWAY VEHICLES (INCLUDING HOVERTRAINS) AND ASSOCIATED EQUIPMENT	-		105,700		-	

SARAWAK

JADUAL 20 (SAMB) : NILAI EKSPORT, IMPORT DAN EKSPORT SEMULA MENGIKUT KUMPULAN, BAHAGIAN DAN SEKSYEN BAGI SETIAP NEGARA
TABLE 20 (CONT'D) : VALUE OF EXPORTS, IMPORTS AND RE-EXPORTS BY GROUPS, DIVISIONS AND SECTIONS FOR EACH COUNTRY

GROUP / DIV / SECT	COUNTRY OF DESTINATION / ORIGIN	EXPORTS & RE-EXPORTS RM F.O.B.		IMPORTS RM C.I.F.		RE-EXPORTS RM F.O.B.	
		JAN - DIS	2020	JAN - DIS	2020	JAN - DIS	2020
GRP 792	AIRCRAFT AND ASSOCIATED EQUIPMENT, SPACECRAFTS AND SPACECRAFT LAUNCH VEHICLES AND PARTS	86,857		2,905,308		86,857	
GRP 793	SHIPS, BOATS (INCLUDING HOVERCRAFT) AND FLOATING STRUCTURES	19,977,902		2,674,204		31,469	
GRP 811	PREFABRICATED BUILDINGS	-		244,265		-	
GRP 812	SANITARY, PLUMBING AND HEATING FIXTURES AND FITTINGS, N.E.S.	-		62,081		-	
GRP 813	LIGHTING FIXTURES AND FITTINGS, N.E.S.	7,772		378,754		7,772	
GRP 821	FURNITURE AND PARTS THEREOF	66,745		1,082,465		25,209	
GRP 831	TRAVEL GOODS, HANDBAGS AND SIMILAR CONTAINERS	17,923		268,886		17,923	
GRP 841	MEN'S OR BOYS' COATS, CAPES, JACKETS, SUITS, BLAZERS, TROUSERS, UNDERWEAR, ETC., OF TEXTILE FABRICS, NOT KNITTED OR CROCHETED	-		9,243		-	
GRP 842	WOMEN'S AND GIRLS' COATS, CAPES, JACKETS, SUITS, BLAZERS, TROUSERS, SHORTS AND SIMILAR ARTICLES OF TEXTILE FABRICS, NOT KNITTED OR CROCHETED	-		245,996		-	
GRP 843	MEN'S OR BOYS' COATS, CAPES, JACKETS, SUITS, BLAZERS, TROUSERS, SHORTS AND SIMILAR ARTICLES OF TEXTILE FABRICS, KNITTED OR CROCHETED	-		4,023		-	
GRP 845	ARTICLES OF APPAREL, OF TEXTILE FABRICS, WHETHER OR NOT KNITTED OR CROCHETED, N.E.S.	-		237,221		-	
GRP 846	CLOTHING ACCESSORIES, OF TEXTILE FABRICS, WHETHER OR NOT KNITTED OR CROCHETED	2,012		65,315		2,012	
GRP 848	ARTICLES OF APPAREL AND CLOTHING ACCESSORIES OF OTHER THAN TEXTILE FABRICS, HEADGEAR OF ALL MATERIALS	16,716		120,104		16,716	
GRP 851	FOOTWEAR	3,416		163,294		3,416	
GRP 871	OPTICAL INSTRUMENTS AND APPARATUS, N.E.S.	-		8,522		-	
GRP 872	MEDICAL INSTRUMENTS AND APPLIANCES, N.E.S.	8,334,503		688,705		8,334,503	
GRP 873	METERS AND COUNTERS, N.E.S.	-		162,545		-	
GRP 874	MEASURING, CHECKING, ANALYSING AND CONTROLLING INSTRUMENTS AND APPARATUS N.E.S.	1,634,820		15,060,159		1,634,820	
GRP 881	PHOTOGRAPHIC APPARATUS AND EQUIPMENT, N.E.S.	48,308		9,428		48,308	
GRP 884	OPTICAL GOODS, N.E.S.	-		10,001		-	
GRP 885	WATCHES AND CLOCKS	3,000		123,172		3,000	
GRP 891	ARMS AND AMMUNITION	-		35,451		-	
GRP 892	PRINTED MATTER	2,500		222,759		-	
GRP 893	ARTICLES, NES OF PLASTICS	29,147		1,046,729		25,972	
GRP 894	BABY CARRIAGES, TOYS, GAMES AND SPORTING GOODS	2,800		119,277		2,800	
GRP 895	OFFICE AND STATIONARY SUPPLIES, N.E.S.	-		35,141		-	
GRP 896	WORKS OF ART, COLLECTORS' PIECES AND ANTIQUES	365,766		67,154		365,766	
GRP 897	JEWELLERY, GOLDSMITHS' AND SILVERSMITHS' WARES AND OTHER ARTICLES OF PRECIOUS OR SEMI-PRECIOUS MATERIALS, N.E.S.	-		29,789		-	
GRP 898	MUSICAL INSTRUMENTS AND PARTS AND ACCESSORIES THEREOF	-		489,290		-	
GRP 899	MISCELLANEOUS MANUFACTURED ARTICLES, N.E.S.	6,563		52,539		6,563	
GRP 931	SPECIAL TRANSACTIONS AND COMMODITIES	753,343		20,329,653		641,118	
DIV 00	LIVE ANIMALS	105,923,204		-		-	
DIV 01	MEAT AND MEAT PREPARATIONS	649,661		881,456		-	
DIV 02	DAIRY PRODUCT AND BIRDS EGGS	-		73,041		-	
DIV 03	FISH, CRUSTACEANS AND MOLLUSCS, AND PREPARATIONS THEREOF	6,483,101		7,635,050		-	
DIV 04	CEREALS AND CEREAL PREPARATIONS	38,207		2,764,349		38,207	
DIV 05	VEGETABLES AND FRUITS	5,072		1,927,523		-	
DIV 06	SUGARS, SUGAR PREPARATIONS AND HONEY	104,172		30,598		53,172	
DIV 07	COFFEE, TEA, COCOA, SPICES, AND MANUFACTURES THEREOF	2,190,744		2,227,148		16,243	
DIV 08	FEEDING STUFF FOR ANIMALS (NOT INCLUDING UNMILLED CEREALS)	-		4,306,235		-	
DIV 09	MISCELLANEOUS EDIBLE PRODUCTS AND PREPARATIONS	17,805,183		41,467,826		4,200,789	
DIV 11	BEVERAGES	513,104		120,295		448,168	
DIV 24	CORK AND WOOD	5,803,167		-		-	
DIV 26	TEXTILE FIBRES(OTHER THAN WOOL TOPS) AND THEIR WASTES (NOT MANUFACTURED INTO YARN OR FABRICS)	-		517,475		-	
DIV 27	CRUDE FERTILIZERS AND CRUDE MINERALS (EXCLUDING COAL, PETROLEUM AND PRECIOUS STONES)	23,066		45,285,560		-	
DIV 28	METALLIFEROUS ORES AND METAL SCRAP	-		7,314,269		-	

SARAWAK

JADUAL 20 (SAMB) : NILAI EKSPORT, IMPORT DAN EKSPORT SEMULA MENGIKUT KUMPULAN, BAHAGIAN DAN SEKSYEN BAGI SETIAP NEGARA
 TABLE 20 (CONT'D) : VALUE OF EXPORTS, IMPORTS AND RE-EXPORTS BY GROUPS, DIVISIONS AND SECTIONS FOR EACH COUNTRY

GROUP / DIV / SECT	COUNTRY OF DESTINATION / ORIGIN	EXPORTS & RE-EXPORTS RM F.O.B.		IMPORTS RM C.I.F.		RE-EXPORTS RM F.O.B.	
		JAN - DIS	2020	JAN - DIS	2020	JAN - DIS	2020
DIV 29	CRUDE ANIMAL AND VEGETABLE MATERIALS, N.E.S.	62,920		213,638		-	
DIV 33	PETROLEUM, PETROLEUM PRODUCTS AND RELATED MATERIALS	404,164,440		513,725,892		114,212	
DIV 34	GAS, NATURAL AND MANUFACTURED	-		71,716		-	
DIV 42	FIXED VEGETABLE OILS AND FATS, CRUDE, REFINED OR FRACTIONATED	80,551,920		923,156		-	
DIV 43	ANIMAL OR VEGETABLE OILS AND FATS, PROCESSED, AND WAXES OF ANIMAL OR VEGETABLE ORIGIN	276,004		15,593		-	
DIV 51	ORGANIC CHEMICALS	12,292,768		9,754,850		55,321	
DIV 52	INORGANIC CHEMICALS	450,291		11,090,834		381,382	
DIV 53	DYEING, TANNING AND COLOURING MATERIALS	1,102,386		5,753,108		1,097,546	
DIV 54	MEDICINAL AND PHARMACEUTICAL PRODUCTS	18,810		748,252		18,810	
DIV 55	ESSENTIAL OILS AND RESINOIDS AND PERFUME MATERIALS; TOILET, POLISHING AND CLEANSING PREPARATIONS	4,446		21,729,651		4,446	
DIV 56	FERTILIZERS, MANUFACTURED	31,218,213		-		-	
DIV 57	PLASTICS IN PRIMARY FORMS	3,886,357		150,813,474		3,653,318	
DIV 58	PLASTICS IN NON-PRIMARY FORMS	74,669		16,611,633		74,669	
DIV 59	CHEMICAL MATERIALS AND PRODUCTS, N.E.S.	5,351,896		6,461,345		-	
DIV 61	LEATHER, LEATHER MANUFACTURES, N.E.S. AND DRESSED FURSKINS	-		2,301		-	
DIV 62	RUBBER MANUFACTURES, N.E.S.	323,072		2,851,286		323,072	
DIV 63	CORK AND WOOD MANUFACTURES (EXCLUDING FURNITURE)	1,561,022		-		-	
DIV 64	PAPER, PAPERBOARD, AND ARTICLES OF PAPER PULP, OF PAPER OR PAPERBOARD	-		2,116,608		-	
DIV 65	TEXTILE YARN, FABRICS, MADE-UP ARICLES, N.E.S. AND RELATED PRODUCTS	32,733		2,266,423		32,733	
DIV 66	NON-METALLIC MINERAL MANUFACTURES N.E.S.	12,242		1,399,627		5,850	
DIV 67	IRON AND STEEL	2,948,495		6,328,026		170,812	
DIV 68	NON-FERROUS METALS	9,946,706		955,982		26,530	
DIV 69	MANUFACTURES OF METAL, N.E.S.	3,768,063		13,437,563		3,713,695	
DIV 71	POWER GENERATING MACHINERY AND EQUIPMENT	1,959,106		20,087,462		1,959,106	
DIV 72	MACHINERY SPECIALIZED FOR PARTICULAR INDUSTRIES	8,428,521		102,210,196		8,405,741	
DIV 73	METALWORKING MACHINERY	5,245,106		1,898,735		5,245,106	
DIV 74	GENERAL INDUSTRIAL MACHINERY AND EQUIPMENT, N.E.S. AND MACHINE PARTS, N.E.S.	13,388,478		79,590,255		13,255,708	
DIV 75	OFFICE MACHINES AND AUTOMATIC DATA PROCESSING EQUIPMENT	16,600		1,117,878		16,600	
DIV 76	TELECOMMUNICATIONS AND SOUND RECORDING AND REPRODUCING APPARATUS AND EQUIPMENT	157,016		810,385		157,016	
DIV 77	ELECTRICAL MACHINERY, APPARATUS AND APPLIANCES, N.E.S. AND ELECTRICAL PARTS THEREOF	247,088,177		38,225,900		5,386,106	
DIV 78	ROAD VEHICLES (INCLUDING AIR - CUSHION VEHICLES)	1,921,033		940,365		1,811,447	
DIV 79	OTHERS TRANSPORT EQUIPMENT	20,064,759		5,685,212		118,326	
DIV 81	PREFABRICATED BUILDINGS, SANITARY, PLUMBING, HEATING AND LIGHTING FIXTURES AND FITTINGS, N.E.S.	7,772		685,100		7,772	
DIV 82	FURNITURE AND PARTS THEREOF	66,745		1,082,465		25,209	
DIV 83	TRAVEL GOODS, HANDBAGS AND SIMILAR CONTAINERS	17,923		268,886		17,923	
DIV 84	ARTICLES OF APPAREL AND CLOTHING ACCESSORIES	18,728		681,902		18,728	
DIV 85	FOOTWEAR	3,416		163,294		3,416	
DIV 87	PROFESSIONAL, SCIENTIFIC AND CONTROLLING INSTRUMENTS AND APPARATUS, N.E.S.	9,969,323		15,919,931		9,969,323	
DIV 88	PHOTOGRAPHIC APPARATUS, EQUIPMENT AND SUPPLIED AND OPTICAL GOODS, N.E.S., WATCHES AND CLOCKS	51,308		142,601		51,308	
DIV 89	MISCELLANEOUS MANUFACTURED ARTICLES, N.E.S.	406,776		2,098,129		401,101	
DIV 93	SPECIAL TRANSACTIONS AND COMMODITIES	753,343		20,329,653		641,118	
SECT 0	FOOD	133,199,344		61,313,226		4,308,411	
SECT 1	BEVERAGES AND TOBACCO	513,104		120,295		448,168	
SECT 2	CRUDE MATERIALS, INEDIBLE	5,889,153		53,330,942		-	
SECT 3	MINERAL FUELS, LUBRICANTS, ETC.	404,164,440		513,797,608		114,212	
SECT 4	ANIMAL AND VEGETABLE OILS AND FATS	80,827,924		938,749		-	
SECT 5	CHEMICALS	54,399,836		222,963,147		5,285,492	
SECT 6	MANUFACTURED GOODS	18,592,333		29,357,816		4,272,692	
SECT 7	MACHINERY & TRANSPORT EQUIPMENT	298,268,796		250,566,388		36,355,156	
SECT 8	MISCELLANEOUS MANUFACTURED ARTICLES	10,541,991		21,042,308		10,494,780	
SECT 9	MISCELLANEOUS TRANSACTIONS AND COMMODITIES	753,343		20,329,653		641,118	

SARAWAK

JADUAL 20 (SAMB) : NILAI EKSPORT, IMPORT DAN EKSPORT SEMULA MENGIKUT KUMPULAN, BAHAGIAN DAN SEKSYEN BAGI SETIAP NEGARA
 TABLE 20 (CONT'D) : VALUE OF EXPORTS, IMPORTS AND RE-EXPORTS BY GROUPS, DIVISIONS AND SECTIONS FOR EACH COUNTRY

GROUP / DIV / SECT	COUNTRY OF DESTINATION / ORIGIN	EXPORTS & RE-EXPORTS RM F.O.B.		IMPORTS RM C.I.F.		RE-EXPORTS RM F.O.B.	
		JAN - DIS	2020	JAN - DIS	2020	JAN - DIS	2020
	TOTAL - SINGAPORE, REPUBLIC OF	1,007,150,264		1,173,760,132		61,920,029	
***	SLOVAKIA						
GRP 554	SOAP, CLEANSING AND POLISHING PREPARATIONS	-		26,859		-	
GRP 625	RUBBER TYRES, INTERCHANGEABLE TYRE TREADS, INNER TUBES AND TYRE FLABS	-		35,592		-	
GRP 699	MANUFACTURES OF BASE METAL, N.E.S.	-		18,311		-	
GRP 723	CIVIL ENGINEERING AND CONTRACTORS' PLANT AND EQUIPMENT	-		2,777		-	
GRP 728	OTHER MACHINERY AND EQUIPMENT SPECIALIZED FOR PARTICULAR INDUSTRIES, AND PARTS THEREOF, N.E.S.	-		10,537		-	
GRP 743	PUMPS (OTHER THAN PUMPS FOR LIQUIDS) AND COMPRESSORS AND FANS; CENTRIFUGES; FILTERING OR PURIFYING APPARATUS; AND PARTS THEREOF	-		622,889		-	
GRP 744	MECHANICAL HANDLING EQUIPMENT, AND PARTS THEREOF, N.E.S.	-		24,360		-	
GRP 746	BALL OR ROLLER BEARINGS	-		9,174		-	
GRP 748	TRANSMISSION SHAFTS AND CRANKS; BEARING HOUSINGS AND PARTS THEREOF	-		20,720		-	
GRP 749	NON-ELECTRIC PARTS AND ACCESSORIES OF MACHINERY, N.E.S.	-		4,065		-	
GRP 773	EQUIPMENT FOR DISTRIBUTING ELECTRICITY, N.E.S.	-		2,943		-	
GRP 778	ELECTRICAL MACHINERY AND APPARATUS, N.E.S.	-		4,273		-	
GRP 784	PARTS AND ACCESSORIES, OF THE MOTOR VEHICLES FALLING WITHIN HEADING 722, 781, 782 OR 783	-		2,806		-	
GRP 841	MEN'S OR BOYS' COATS, CAPES, JACKETS, SUITS, BLAZERS, TROUSERS, UNDERWEAR, ETC., OF TEXTILE FABRICS, NOT KNITTED OR CROCHETED	-		12,621		-	
GRP 931	SPECIAL TRANSACTIONS AND COMMODITIES	-		48,587		-	
DIV 55	ESSENTIAL OILS AND RESINOIDS AND PERFUME MATERIALS; TOILET, POLISHING AND CLEANSING PREPARATIONS	-		26,859		-	
DIV 62	RUBBER MANUFACTURES, N.E.S.	-		35,592		-	
DIV 69	MANUFACTURES OF METAL, N.E.S.	-		18,311		-	
DIV 72	MACHINERY SPECIALIZED FOR PARTICULAR INDUSTRIES	-		13,314		-	
DIV 74	GENERAL INDUSTRIAL MACHINERY AND EQUIPMENT, N.E.S. AND MACHINE PARTS, N.E.S.	-		681,208		-	
DIV 77	ELECTRICAL MACHINERY, APPARATUS AND APPLIANCES, N.E.S. AND ELECTRICAL PARTS THEREOF	-		7,216		-	
DIV 78	ROAD VEHICLES (INCLUDING AIR - CUSHION VEHICLES)	-		2,806		-	
DIV 84	ARTICLES OF APPAREL AND CLOTHING ACCESSORIES	-		12,621		-	
DIV 93	SPECIAL TRANSACTIONS AND COMMODITIES	-		48,587		-	
SECT 5	CHEMICALS	-		26,859		-	
SECT 6	MANUFACTURED GOODS	-		53,903		-	
SECT 7	MACHINERY & TRANSPORT EQUIPMENT	-		704,544		-	
SECT 8	MISCELLANEOUS MANUFACTURED ARTICLES	-		12,621		-	
SECT 9	MISCELLANEOUS TRANSACTIONS AND COMMODITIES	-		48,587		-	
	TOTAL - SLOVAKIA	-		846,514		-	
***	SLOVENIA						
GRP 248	WOOD, SIMPLY WORKED, AND RAILWAY SLEEPERS OF WOOD	-		42,914		-	
GRP 522	INORGANIC CHEMICAL ELEMENTS, OXIDES AND HALOGEN SALTS	1,968,477		-		349,464	
GRP 641	PAPER AND PAPERBOARD	-		408,051		-	
GRP 695	TOOLS FOR USE IN THE HAND OR IN MACHINES	-		97,179		-	
GRP 713	INTERNAL COMBUSTION PISTON ENGINES, AND PARTS THEREOF, N.E.S.	-		10,886		-	
GRP 723	CIVIL ENGINEERING AND CONTRACTORS' PLANT AND EQUIPMENT	-		36,252		-	
GRP 744	MECHANICAL HANDLING EQUIPMENT, AND PARTS THEREOF, N.E.S.	-		249,540		-	
GRP 749	NON-ELECTRIC PARTS AND ACCESSORIES OF MACHINERY, N.E.S.	-		44,142		-	
GRP 772	ELECTRICAL APPARATUS, RESISTOR, SWITCHBOARD AND CONTROL PANELS N.E.S., AND PARTS N.E.S.	-		1,097,347		-	
GRP 931	SPECIAL TRANSACTIONS AND COMMODITIES	-		20,092		-	
DIV 24	CORK AND WOOD	-		42,914		-	

SARAWAK

JADUAL 20 (SAMB) : NILAI EKSPORT, IMPORT DAN EKSPORT SEMULA MENGIKUT KUMPULAN, BAHAGIAN DAN SEKSYEN BAGI SETIAP NEGARA
 TABLE 20 (CONT'D) : VALUE OF EXPORTS, IMPORTS AND RE-EXPORTS BY GROUPS, DIVISIONS AND SECTIONS FOR EACH COUNTRY

GROUP / DIV / SECT	COUNTRY OF DESTINATION / ORIGIN	EXPORTS & RE-EXPORTS RM F.O.B.		IMPORTS RM C.I.F.		RE-EXPORTS RM F.O.B.	
		JAN - DIS	2020	JAN - DIS	2020	JAN - DIS	2020
DIV 52	INORGANIC CHEMICALS	1,968,477		-		349,464	
DIV 64	PAPER, PAPERBOARD, AND ARTICLES OF PAPER PULP, OF PAPER OR PAPERBOARD	-		408,051		-	
DIV 69	MANUFACTURES OF METAL, N.E.S.	-		97,179		-	
DIV 71	POWER GENERATING MACHINERY AND EQUIPMENT	-		10,886		-	
DIV 72	MACHINERY SPECIALIZED FOR PARTICULAR INDUSTRIES	-		36,252		-	
DIV 74	GENERAL INDUSTRIAL MACHINERY AND EQUIPMENT, N.E.S. AND MACHINE PARTS, N.E.S.	-		293,682		-	
DIV 77	ELECTRICAL MACHINERY, APPARATUS AND APPLIANCES, N.E.S. AND ELECTRICAL PARTS THEREOF	-		1,097,347		-	
DIV 93	SPECIAL TRANSACTIONS AND COMMODITIES	-		20,092		-	
SECT 2	CRUDE MATERIALS, INEDIBLE	-		42,914		-	
SECT 5	CHEMICALS	1,968,477		-		349,464	
SECT 6	MANUFACTURED GOODS	-		505,230		-	
SECT 7	MACHINERY & TRANSPORT EQUIPMENT	-		1,438,167		-	
SECT 9	MISCELLANEOUS TRANSACTIONS AND COMMODITIES	-		20,092		-	
	TOTAL - SLOVENIA	1,968,477		2,006,403		349,464	
***	SOLOMON ISLANDS						
GRP 048	CEREAL PREPARATIONS AND PREPARATION OF FLOUR OR STARCH OF FRUITS OR VEGETABLES	7,500		-		7,500	
GRP 091	MARGARINE AND SHORTENING	75,671		-		-	
GRP 098	EDIBLE PRODUCTS AND PREPARATIONS, N.E.S.	5,750		-		5,750	
GRP 269	WORN CLOTHING AND OTHER WORN TEXTILE ARTICLES ;RAGS	2,611		-		2,611	
GRP 334	PETROLEUM PRODUCTS, REFINED	4,961,638		-		4,961,638	
GRP 511	HYDROCARBONS, N.E.S. AND THEIR HALOGENATED, SULPHONATED, NITRATED OR NITROSATED DERIVATIVES	63,685		-		-	
GRP 522	INORGANIC CHEMICAL ELEMENTS, OXIDES AND HALOGEN SALTS	94,840		-		2,500	
GRP 524	OTHER INORGANIC CHEMICALS; ORGANIC AND INORGANIC COMPOUNDS OF PRECIOUS METALS	2,021		-		2,021	
GRP 533	PIGMENTS, PAINTS, VARNISHES AND RELATED MATERIALS	875,408		-		875,408	
GRP 581	TUBES, PIPES AND HOSES OF PLASTICS	100,320		-		72,130	
GRP 582	PLATES, SHEETS, FILM, COIL AND STRIP OF PLASTICS	5,275		-		5,275	
GRP 592	STARCHES, INULIN AND WHEAT GLUTEN; ALBUMINOIDAL SUBSTANCES; GLUES	287,232		-		287,232	
GRP 598	MISCELLANEOUS CHEMICAL PRODUCTS, N.E.S.	57,045		-		-	
GRP 621	MATERIALS OF RUBBER	17,476		-		17,476	
GRP 625	RUBBER TYRES, INTERCHANGEABLE TYRE TREADS, INNER TUBES AND TYRE FLABS	1,234,547		-		1,234,547	
GRP 629	ARTICLES OF RUBBER, N.E.S	101,363		-		101,363	
GRP 634	VENEERS, PLYWOOD, PARTICLE BOARD, AND OTHER WOOD, WORKED, N.E.S.	15,814		-		-	
GRP 656	TULLES, LACE, EMBROIDERY, RIBBONS, TRIMMINGS AND OTHER SMALL WARES	7,108		-		7,108	
GRP 657	SPECIAL YARNS, TEXTILE FABRICS AND RELATED PRODUCTS	144,138		-		144,138	
GRP 658	MADE-UP ARTICLES, WHOLLY OR CHIEFLY OF TEXTILE MATERIALS, N.E.S.	65,450		-		65,450	
GRP 662	CLAY CONSTRUCTION MATERIALS AND REFRACTORY CONSTRUCTION MATERIALS	195,694		-		2,140	
GRP 663	MINERAL MANUFACTURES, N.E.S.	11,009		-		5,295	
GRP 664	GLASS	6,607		-		-	
GRP 673	FLAT-ROLLED PRODUCTS, OF IRON OR NON-ALLOY STEEL, NOT CLAD, PLATED OR COATED	412,360		-		392,585	
GRP 674	FLAT-ROLLED PRODUCTS, OF IRON OR NON-ALLOY STEEL, CLAD, PLATED OR COATED	84,116		-		79,670	
GRP 676	IRON AND STEEL BARS, RODS, ANGLES, SHAPES AND SECTIONS (INCLUDING SHEET PILING)	66,390		-		57,731	
GRP 679	TUBES, PIPES AND HOLLOW PROFILES, AND TUBES OR PIPE FITTINGS, OF IRON OR STEEL	9,332		-		9,332	
GRP 691	STRUCTURES AND PARTS OF STRUCTURES, N.E.S., OF IRON, STEEL OR ALUMINIUM	78,449		-		78,449	
GRP 693	WIRE PRODUCTS (EXCLUDING INSULATED ELECTRICAL WIRING) AND FENCING GRILLS	590,849		-		460,490	
GRP 694	NAILS, SCREWS, NUTS, BOLTS, RIVETS AND THE LIKE, OF IRON, STEEL, COPPER OR ALUMINIUM	471,939		-		471,939	
GRP 695	TOOLS FOR USE IN THE HAND OR IN MACHINES	734,635		-		734,635	

SARAWAK

JADUAL 20 (SAMB) : NILAI EKSPORT, IMPORT DAN EKSPORT SEMULA MENGIKUT KUMPULAN, BAHAGIAN DAN SEKSYEN BAGI SETIAP NEGARA
 TABLE 20 (CONT'D) : VALUE OF EXPORTS, IMPORTS AND RE-EXPORTS BY GROUPS, DIVISIONS AND SECTIONS FOR EACH COUNTRY

GROUP / DIV / SECT	COUNTRY OF DESTINATION / ORIGIN	EXPORTS & RE-EXPORTS RM F.O.B.		IMPORTS RM C.I.F.		RE-EXPORTS RM F.O.B.	
		JAN - DIS	2020	JAN - DIS	2020	JAN - DIS	2020
GRP 699	MANUFACTURES OF BASE METAL, N.E.S.	1,891,112		-		1,866,869	
GRP 713	INTERNAL COMBUSTION PISTON ENGINES, AND PARTS THEREOF, N.E.S.	1,214,843		-		1,198,830	
GRP 716	ROTATING ELECTRIC PLANT AND PARTS THEREOF, N.E.S.	11,971		-		11,971	
GRP 718	OTHER POWER GENERATING MACHINERY AND PARTS THEREOF, N.E.S.	19,261		-		19,261	
GRP 721	AGRICULTURAL MACHINERY (EXCLUDING TRACTORS) AND PARTS THEREOF	29,736		-		29,736	
GRP 723	CIVIL ENGINEERING AND CONTRACTORS' PLANT AND EQUIPMENT	8,627,819		-		7,608,266	
GRP 727	FOOD-PROCESSING MACHINES (EXCLUDING DOMESTIC)	88,552		-		88,552	
GRP 728	OTHER MACHINERY AND EQUIPMENT SPECIALIZED FOR PARTICULAR INDUSTRIES, AND PARTS THEREOF, N.E.S.	19,640		-		19,640	
GRP 737	METALWORKING MACHINERY (OTHER THAN MACHINE- TOOLS), AND PARTS THEROF, N.E.S.	81,435		-		81,435	
GRP 741	HEATING AND COOLING EQUIPMENT AND PARTS THEREOF, N.E.S.	137,732		-		137,732	
GRP 742	PUMPS FOR LIQUIDS, LIQUID ELEVATORS AND PARTS	628,197		-		626,125	
GRP 743	PUMPS (OTHER THAN PUMPS FOR LIQUIDS) AND COMPRESSORS AND FANS; CENTRIFUGES; FILTERING OR PURIFYING APPARATUS; AND PARTS THEREOF	491,271		-		491,271	
GRP 744	MECHANICAL HANDLING EQUIPMENT, AND PARTS THEREOF, N.E.S.	142,141		-		142,141	
GRP 745	OTHER NON-ELECTRICAL MACHINERY, TOOLS AND MECHANICAL APPARATUS, AND PARTS THEREOF, N.E.S.	598,847		10,622		598,847	
GRP 746	BALL OR ROLLER BEARINGS	925,428		-		910,530	
GRP 747	TAPS, COCKS, VALVES AND SIMILAR APPLIANCE	76,197		-		76,197	
GRP 748	TRANSMISSION SHAFTS AND CRANKS; BEARING HOUSINGS AND PARTS THEREOF	1,626,338		-		1,616,829	
GRP 749	NON-ELECTRIC PARTS AND ACCESSORIES OF MACHINERY, N.E.S.	427,132		-		421,672	
GRP 751	OFFICE MACHINES	3,257		-		3,257	
GRP 752	AUTOMATIC DATA PROCESSING MACHINES AND UNITS THEREOF	17,004		-		17,004	
GRP 761	TELEVISION RECEIVERS WITH RADIO-BROADCAST RECEIVERS, SOUND RECORDERS OR REPRODUCERS	28,833		-		28,833	
GRP 763	SOUND RECORDERS OR REPRODUCERS; TELEVISION IMAGE AND SOUND RECORDERS OR REPRODUCERS; PREPARED UNRECORDED MEDIA	19,972		-		19,972	
GRP 764	TELECOMMUNICATIONS EQUIPMENTS, N.E.S.; THEIR PARTS, AND ACCESSORIES USED IN DIVISION 76	2,058		-		2,058	
GRP 771	ELECTRIC POWER MACHINERY (OTHER THAN ROTATING ELECTRIC PLANT), AND PARTS THEREOF	106,461		-		106,461	
GRP 772	ELECTRICAL APPARATUS, RESISTOR, SWITCHBOARD AND CONTROL PANELS N.E.S., AND PARTS N.E.S.	79,148		-		75,784	
GRP 773	EQUIPMENT FOR DISTRIBUTING ELECTRICITY, N.E.S.	86,804		-		86,804	
GRP 775	HOUSEHOLD TYPE, ELECTRICAL AND NON-ELECTRICAL EQUIPMENT, N.E.S.	303,437		-		303,437	
GRP 778	ELECTRICAL MACHINERY AND APPARATUS, N.E.S.	405,999		-		405,999	
GRP 781	MOTOR CARS AND OTHER MOTOR VEHICLES FOR THE TRANSPORT OF PERSONS	160,936		-		160,936	
GRP 782	MOTOR VEHICLES FOR THE TRANSPORT OF GOODS AND SPECIAL PURPOSE MOTOR VEHICLES	40,000		-		40,000	
GRP 784	PARTS AND ACCESSORIES, OF THE MOTOR VEHICLES FALLING WITHIN HEADING 722, 781, 782 OR 783	6,496,186		-		5,997,394	
GRP 786	TRAILERS AND SEMI-TRAILERS; OTHER VEHICLES, NOT MECHANICALLY PROPELLED; SPECIALLY DESIGNED AND EQUIPPED TRANSPORT CONTAINERS	65,455		-		56,081	
GRP 813	LIGHTING FIXTURES AND FITTINGS, N.E.S.	6,877		-		6,877	
GRP 821	FURNITURE AND PARTS THEREOF	50,327		-		36,043	
GRP 846	CLOTHING ACCESSORIES, OF TEXTILE FABRICS, WHETHER OR NOT KNITTED OR CROCHETED	2,430		-		2,430	
GRP 848	ARTICLES OF APPAREL AND CLOTHING ACCESSORIES OF OTHER THAN TEXTILE FABRICS, HEADGEAR OF ALL MATERIALS	3,074		-		3,074	
GRP 851	FOOTWEAR	79,315		-		79,315	
GRP 874	MEASURING, CHECKING, ANALYSING AND CONTROLLING INSTRUMENTS AND APPARATUS N.E.S.	16,590		-		16,590	
GRP 882	PHOTOGRAPHIC AND CINEMATOGRAPHIC SUPPLIES	7,352		-		7,352	
GRP 892	PRINTED MATTER	3,521		-		3,521	
GRP 893	ARTICLES, NES OF PLASTICS	99,144		-		78,134	
GRP 894	BABY CARRIAGES, TOYS, GAMES AND SPORTING GOODS	9,045		-		9,045	

SARAWAK

JADUAL 20 (SAMB) : NILAI EKSPORT, IMPORT DAN EKSPORT SEMULA MENGIKUT KUMPULAN, BAHAGIAN DAN SEKSYEN BAGI SETIAP NEGARA
 TABLE 20 (CONT'D) : VALUE OF EXPORTS, IMPORTS AND RE-EXPORTS BY GROUPS, DIVISIONS AND SECTIONS FOR EACH COUNTRY

GROUP / DIV / SECT	COUNTRY OF DESTINATION / ORIGIN	EXPORTS & RE-EXPORTS RM F.O.B.		IMPORTS RM C.I.F.		RE-EXPORTS RM F.O.B.	
		JAN - DIS	2020	JAN - DIS	2020	JAN - DIS	2020
GRP 895	OFFICE AND STATIONARY SUPPLIES, N.E.S.	6,606		-		6,606	
GRP 899	MISCELLANEOUS MANUFACTURED ARTICLES, N.E.S.	2,400		-		2,400	
GRP 931	SPECIAL TRANSACTIONS AND COMMODITIES	606,698		-		604,245	
DIV 04	CEREALS AND CEREAL PREPARATIONS	7,500		-		7,500	
DIV 09	MISCELLANEOUS EDIBLE PRODUCTS AND PREPARATIONS	81,421		-		5,750	
DIV 26	TEXTILE FIBRES(OTHER THAN WOOL TOPS) AND THEIR WASTES (NOT MANUFACTURED INTO YARN OR FABRICS)	2,611		-		2,611	
DIV 33	PETROLEUM, PETROLEUM PRODUCTS AND RELATED MATERIALS	4,961,638		-		4,961,638	
DIV 51	ORGANIC CHEMICALS	63,685		-		-	
DIV 52	INORGANIC CHEMICALS	96,861		-		4,521	
DIV 53	DYEING, TANNING AND COLOURING MATERIALS	875,408		-		875,408	
DIV 58	PLASTICS IN NON-PRIMARY FORMS	105,595		-		77,405	
DIV 59	CHEMICAL MATERIALS AND PRODUCTS, N.E.S.	344,277		-		287,232	
DIV 62	RUBBER MANUFACTURES, N.E.S.	1,353,386		-		1,353,386	
DIV 63	CORK AND WOOD MANUFACTURES (EXCLUDING FURNITURE)	15,814		-		-	
DIV 65	TEXTILE YARN, FABRICS, MADE-UP ARICLES, N.E.S. AND RELATED PRODUCTS	216,696		-		216,696	
DIV 66	NON-METALLIC MINERAL MANUFACTURES N.E.S.	213,310		-		7,435	
DIV 67	IRON AND STEEL	572,198		-		539,318	
DIV 69	MANUFACTURES OF METAL, N.E.S.	3,766,984		-		3,612,382	
DIV 71	POWER GENERATING MACHINERY AND EQUIPMENT	1,246,075		-		1,230,062	
DIV 72	MACHINERY SPECIALIZED FOR PARTICULAR INDUSTRIES	8,765,747		-		7,746,194	
DIV 73	METALWORKING MACHINERY	81,435		-		81,435	
DIV 74	GENERAL INDUSTRIAL MACHINERY AND EQUIPMENT, N.E.S. AND MACHINE PARTS, N.E.S.	5,053,283		10,622		5,021,344	
DIV 75	OFFICE MACHINES AND AUTOMATIC DATA PROCESSING EQUIPMENT	20,261		-		20,261	
DIV 76	TELECOMMUNICATIONS AND SOUND RECORDING AND REPRODUCING APPARATUS AND EQUIPMENT	50,863		-		50,863	
DIV 77	ELECTRICAL MACHINERY, APPARATUS AND APPLIANCES, N.E.S. AND ELECTRICAL PARTS THEREOF	981,849		-		978,485	
DIV 78	ROAD VEHICLES (INCLUDING AIR - CUSHION VEHICLES)	6,762,577		-		6,254,411	
DIV 81	PREFABRICATED BUILDINGS, SANITARY, PLUMBING, HEATING AND LIGHTING FIXTURES AND FITTINGS, N.E.S.	6,877		-		6,877	
DIV 82	FURNITURE AND PARTS THEREOF	50,327		-		36,043	
DIV 84	ARTICLES OF APPAREL AND CLOTHING ACCESSORIES	5,504		-		5,504	
DIV 85	FOOTWEAR	79,315		-		79,315	
DIV 87	PROFESSIONAL, SCIENTIFIC AND CONTROLLING INSTRUMENTS AND APPARATUS, N.E.S.	16,590		-		16,590	
DIV 88	PHOTOGRAPHIC APPARATUS, EQUIPMENT AND SUPPLIED AND OPTICAL GOODS, N.E.S., WATCHES AND CLOCKS	7,352		-		7,352	
DIV 89	MISCELLANEOUS MANUFACTURED ARTICLES, N.E.S.	120,716		-		99,706	
DIV 93	SPECIAL TRANSACTIONS AND COMMODITIES	606,698		-		604,245	
SECT 0	FOOD	88,921		-		13,250	
SECT 2	CRUDE MATERIALS, INEDIBLE	2,611		-		2,611	
SECT 3	MINERAL FUELS, LUBRICANTS, ETC.	4,961,638		-		4,961,638	
SECT 5	CHEMICALS	1,485,826		-		1,244,566	
SECT 6	MANUFACTURED GOODS	6,138,388		-		5,729,217	
SECT 7	MACHINERY & TRANSPORT EQUIPMENT	22,962,090		10,622		21,383,055	
SECT 8	MISCELLANEOUS MANUFACTURED ARTICLES	286,681		-		251,387	
SECT 9	MISCELLANEOUS TRANSACTIONS AND COMMODITIES	606,698		-		604,245	
	TOTAL - SOLOMON ISLANDS	36,532,853		10,622		34,189,969	
***	SOMALIA						
GRP 036	CRUSTACEANS AND MOLLUSCS, FRESH, CHILLED, FROZEN, SALTED OR IN BRINE OR DRIED	-		124,721		-	
GRP 634	veneers, PLYWOOD, PARTICLE BOARD, AND OTHER WOOD, WORKED, N.E.S.	39,034		-		-	
DIV 03	FISH, CRUSTACEANS AND MOLLUSCS, AND PREPARATIONS THEREOF	-		124,721		-	
DIV 63	CORK AND WOOD MANUFACTURES (EXCLUDING FURNITURE)	39,034		-		-	

SARAWAK

JADUAL 20 (SAMB) : NILAI EKSPORT, IMPORT DAN EKSPORT SEMULA MENGIKUT KUMPULAN, BAHAGIAN DAN SEKSYEN BAGI SETIAP NEGARA
 TABLE 20 (CONT'D) : VALUE OF EXPORTS, IMPORTS AND RE-EXPORTS BY GROUPS, DIVISIONS AND SECTIONS FOR EACH COUNTRY

GROUP / DIV / SECT	COUNTRY OF DESTINATION / ORIGIN	EXPORTS & RE-EXPORTS RM F.O.B.		IMPORTS RM C.I.F.		RE-EXPORTS RM F.O.B.	
		JAN - DIS	2020	JAN - DIS	2020	JAN - DIS	2020
SECT 0	FOOD	-	-	124,721	-	-	-
SECT 6	MANUFACTURED GOODS	39,034	-	-	-	-	-
	TOTAL - SOMALIA	39,034	-	124,721	-	-	-
***	SOUTH AFRICA, REPUBLIC OF						
GRP 041	WHEAT (INCLUDING SPELT) AND MESLIN, UNMILLED	-	-	66,908	-	-	-
GRP 054	VEGETABLES, FRESH, CHILLED, FROZEN OR SIMPLY PRESERVED	-	-	256,681	-	-	-
GRP 057	FRUITS AND NUTS (NOT INCLUDING OIL NUTS), FRESH OR DRIED	-	-	28,355,128	-	-	-
GRP 058	FRUITS, PRESERVED, AND FRUIT PREPARATIONS (EXCLUDING FRUIT JUICES)	-	-	5,206	-	-	-
GRP 112	ALCOHOLIC BEVERAGES	82	-	24,474	-	82	-
GRP 231	NATURAL RUBBER, NATURAL GUMS, IN PRIMARY FORMS	-	-	52,786,063	-	-	-
GRP 248	WOOD, SIMPLY WORKED, AND RAILWAY SLEEPERS OF WOOD	2,361,226	-	-	-	-	-
GRP 287	ORES AND CONCENTRATES OF BASE METALS, N.E.S.	-	-	482,703,083	-	-	-
GRP 321	COAL, WHETHER OR NOT PULVERIZED, BUT NOT AGGLOMERATED	-	-	2,526,406	-	-	-
GRP 335	RESIDUAL PETROLEUM PRODUCTS, N.E.S. AND RELATED MATERIALS	1,258,789	-	-	-	-	-
GRP 422	OTHER FIXED VEGETABLE OILS, FLUID OR SOLID, CRUDE, REFINED OR PURIFIED	222,565,113	-	-	-	-	-
GRP 431	ANIMAL OR VEGETABLE OILS AND FATS, PROCESSED, AND WAXES OF ANIMAL OR VEGETABLE ORIGIN	56,182,322	-	-	-	-	-
GRP 512	ALCOHOLS, PHENOLS, PHENOL-ALCOHOLS, AND THEIR DERIVATIVES	32,972,406	-	-	-	-	-
GRP 522	INORGANIC CHEMICAL ELEMENTS, OXIDES AND HALOGEN SALTS	-	-	4,503,466	-	-	-
GRP 524	OTHER INORGANIC CHEMICALS; ORGANIC AND INORGANIC COMPOUNDS OF PRECIOUS METALS	-	-	7,799	-	-	-
GRP 533	PIGMENTS, PAINTS, VARNISHES AND RELATED MATERIALS	-	-	43,245	-	-	-
GRP 542	MEDICAMENTS (INCLUDING VETERINARY MEDICAMENTS)	-	-	2,287	-	-	-
GRP 598	MISCELLANEOUS CHEMICAL PRODUCTS, N.E.S.	-	-	2,735,126	-	-	-
GRP 621	MATERIALS OF RUBBER	-	-	78,572	-	-	-
GRP 625	RUBBER TYRES, INTERCHANGEABLE TYRE TREADS, INNER TUBES AND TYRE FLABS	-	-	129,033	-	-	-
GRP 629	ARTICLES OF RUBBER, N.E.S.	-	-	240,790	-	-	-
GRP 634	VENEERS, PLYWOOD, PARTICLE BOARD, AND OTHER WOOD, WORKED, N.E.S.	2,750,490	-	-	-	-	-
GRP 657	SPECIAL YARNS, TEXTILE FABRICS AND RELATED PRODUCTS	-	-	3,971	-	-	-
GRP 662	CLAY CONSTRUCTION MATERIALS AND REFRACTORY CONSTRUCTION MATERIALS	-	-	6,954,606	-	-	-
GRP 663	MINERAL MANUFACTURES, N.E.S.	-	-	7,691	-	-	-
GRP 671	PIG IRON, SPIEGELEISEN, SPONGE IRON, IRON OR STEEL GRANULES AND POWDERS AND FERRO-ALLOYS	158,544	-	-	-	-	-
GRP 679	TUBES, PIPES AND HOLLOW PROFILES, AND TUBES OR PIPE FITTINGS, OF IRON OR STEEL	-	-	236,303	-	-	-
GRP 684	ALUMINIUM (INCLUDING ALLOYS)	46,391,245	-	-	-	-	-
GRP 694	NAILS, SCREWS, NUTS, BOLTS, RIVETS AND THE LIKE, OF IRON, STEEL, COPPER OR ALUMINIUM	-	-	23,144	-	-	-
GRP 697	HOUSEHOLD EQUIPMENT OF BASE METAL, N.E.S.	475,680	-	-	-	298,142	-
GRP 699	MANUFACTURES OF BASE METAL, N.E.S.	-	-	15,827	-	-	-
GRP 713	INTERNAL COMBUSTION PISTON ENGINES, AND PARTS THEREOF, N.E.S.	-	-	51,991	-	-	-
GRP 716	ROTATING ELECTRIC PLANT AND PARTS THEREOF, N.E.S.	-	-	18,051	-	-	-
GRP 718	OTHER POWER GENERATING MACHINERY AND PARTS THEREOF, N.E.S.	-	-	7,064	-	-	-
GRP 723	CIVIL ENGINEERING AND CONTRACTORS' PLANT AND EQUIPMENT	-	-	844,101	-	-	-
GRP 728	OTHER MACHINERY AND EQUIPMENT SPECIALIZED FOR PARTICULAR INDUSTRIES, AND PARTS THEREOF, N.E.S.	21,250	-	474,538	-	21,250	-
GRP 731	MACHINE-TOOLS WORKING BY REMOVING METAL OR OTHER MATERIAL	-	-	11,989	-	-	-
GRP 735	PARTS, NES AND ACCESSORIES FOR USE WITH MACHINES FALLING WITHIN HEADING 731 AND 733	-	-	8,827	-	-	-
GRP 741	HEATING AND COOLING EQUIPMENT AND PARTS THEREOF, N.E.S.	-	-	466,462	-	-	-
GRP 742	PUMPS FOR LIQUIDS, LIQUID ELEVATORS AND PARTS	-	-	16,827	-	-	-

SARAWAK

JADUAL 20 (SAMB) : NILAI EKSPORT, IMPORT DAN EKSPORT SEMULA MENGIKUT KUMPULAN, BAHAGIAN DAN SEKSYEN BAGI SETIAP NEGARA
TABLE 20 (CONT'D) : VALUE OF EXPORTS, IMPORTS AND RE-EXPORTS BY GROUPS, DIVISIONS AND SECTIONS FOR EACH COUNTRY

GROUP / DIV / SECT	COUNTRY OF DESTINATION / ORIGIN	EXPORTS & RE-EXPORTS RM F.O.B.		IMPORTS RM C.I.F.		RE-EXPORTS RM F.O.B.	
		JAN - DIS	2020	JAN - DIS	2020	JAN - DIS	2020
GRP 743	PUMPS (OTHER THAN PUMPS FOR LIQUIDS) AND COMPRESSORS AND FANS; CENTRIFUGES; FILTERING OR PURIFYING APPARATUS; AND PARTS THEREOF	-	-	93,927	-	-	-
GRP 744	MECHANICAL HANDLING EQUIPMENT, AND PARTS THEREOF, N.E.S.	-	-	37,857	-	-	-
GRP 745	OTHER NON-ELECTRICAL MACHINERY, TOOLS AND MECHANICAL APPARATUS, AND PARTS THEREOF, N.E.S.	-	-	229,858	-	-	-
GRP 746	BALL OR ROLLER BEARINGS	-	-	52,378	-	-	-
GRP 747	TAPS, COCKS, VALVES AND SIMILAR APPLIANCE	-	-	92,624	-	-	-
GRP 748	TRANSMISSION SHAFTS AND CRANKS; BEARING HOUSINGS AND PARTS THEREOF	-	-	140,868	-	-	-
GRP 749	NON-ELECTRIC PARTS AND ACCESSORIES OF MACHINERY, N.E.S.	-	-	134,645	-	-	-
GRP 762	RADIO-BROADCAST RECEIVERS WITH SOUND RECORDERS OR REPRODUCERS	-	-	2,531	-	-	-
GRP 772	ELECTRICAL APPARATUS, RESISTOR, SWITCHBOARD AND CONTROL PANELS N.E.S., AND PARTS N.E.S.	-	-	16,534	-	-	-
GRP 773	EQUIPMENT FOR DISTRIBUTING ELECTRICITY, N.E.S.	-	-	7,673	-	-	-
GRP 778	ELECTRICAL MACHINERY AND APPARATUS, N.E.S.	-	-	2,026	-	-	-
GRP 821	FURNITURE AND PARTS THEREOF	184,721	-	-	-	69,970	-
GRP 846	CLOTHING ACCESSORIES, OF TEXTILE FABRICS, WHETHER OR NOT KNITTED OR CROCHETED	-	-	8,017	-	-	-
GRP 851	FOOTWEAR	-	-	29,566	-	-	-
GRP 874	MEASURING, CHECKING, ANALYSING AND CONTROLLING INSTRUMENTS AND APPARATUS N.E.S.	-	-	13,678	-	-	-
GRP 893	ARTICLES, NES OF PLASTICS	4,280	-	3,042	-	-	-
GRP 931	SPECIAL TRANSACTIONS AND COMMODITIES	3,294	-	78,473	-	3,294	-
DIV 04	CEREALS AND CEREAL PREPARATIONS	-	-	66,908	-	-	-
DIV 05	VEGETABLES AND FRUITS	-	-	28,617,015	-	-	-
DIV 11	BEVERAGES	82	-	24,474	-	82	-
DIV 23	CRUDE RUBBER (INCLUDING SYNTHETIC AND RECLAIMED)	-	-	52,786,063	-	-	-
DIV 24	CORK AND WOOD	2,361,226	-	-	-	-	-
DIV 28	METALLIFEROUS ORES AND METAL SCRAP	-	-	482,703,083	-	-	-
DIV 32	COAL, COKE AND BRIQUETTES	-	-	2,526,406	-	-	-
DIV 33	PETROLEUM, PETROLEUM PRODUCTS AND RELATED MATERIALS	1,258,789	-	-	-	-	-
DIV 42	FIXED VEGETABLE OILS AND FATS, CRUDE, REFINED OR FRACTIONATED	222,565,113	-	-	-	-	-
DIV 43	ANIMAL OR VEGETABLE OILS AND FATS, PROCESSED, AND WAXES OF ANIMAL OR VEGETABLE ORIGIN	56,182,322	-	-	-	-	-
DIV 51	ORGANIC CHEMICALS	32,972,406	-	-	-	-	-
DIV 52	INORGANIC CHEMICALS	-	-	4,511,265	-	-	-
DIV 53	DYEING, TANNING AND COLOURING MATERIALS	-	-	43,245	-	-	-
DIV 54	MEDICINAL AND PHARMACEUTICAL PRODUCTS	-	-	2,287	-	-	-
DIV 59	CHEMICAL MATERIALS AND PRODUCTS, N.E.S.	-	-	2,735,126	-	-	-
DIV 62	RUBBER MANUFACTURES, N.E.S.	-	-	448,395	-	-	-
DIV 63	CORK AND WOOD MANUFACTURES (EXCLUDING FURNITURE)	2,750,490	-	-	-	-	-
DIV 65	TEXTILE YARN, FABRICS, MADE-UP ARICLES, N.E.S. AND RELATED PRODUCTS	-	-	3,971	-	-	-
DIV 66	NON-METALLIC MINERAL MANUFACTURES N.E.S.	-	-	6,962,297	-	-	-
DIV 67	IRON AND STEEL	158,544	-	236,303	-	-	-
DIV 68	NON-FERROUS METALS	46,391,245	-	-	-	-	-
DIV 69	MANUFACTURES OF METAL, N.E.S.	475,680	-	38,971	-	298,142	-
DIV 71	POWER GENERATING MACHINERY AND EQUIPMENT	-	-	77,106	-	-	-
DIV 72	MACHINERY SPECIALIZED FOR PARTICULAR INDUSTRIES	21,250	-	1,318,639	-	21,250	-
DIV 73	METALWORKING MACHINERY	-	-	20,816	-	-	-
DIV 74	GENERAL INDUSTRIAL MACHINERY AND EQUIPMENT, N.E.S. AND MACHINE PARTS, N.E.S.	-	-	1,265,446	-	-	-
DIV 76	TELECOMMUNICATIONS AND SOUND RECORDING AND REPRODUCING APPARATUS AND EQUIPMENT	-	-	2,531	-	-	-
DIV 77	ELECTRICAL MACHINERY, APPARATUS AND APPLIANCES, N.E.S. AND ELECTRICAL PARTS THEREOF	-	-	26,233	-	-	-
DIV 82	FURNITURE AND PARTS THEREOF	184,721	-	-	-	69,970	-
DIV 84	ARTICLES OF APPAREL AND CLOTHING ACCESSORIES	-	-	8,017	-	-	-
DIV 85	FOOTWEAR	-	-	29,566	-	-	-
DIV 87	PROFESSIONAL, SCIENTIFIC AND CONTROLLING INSTRUMENTS AND APPARATUS, N.E.S.	-	-	13,678	-	-	-

SARAWAK

JADUAL 20 (SAMB) : NILAI EKSPORT, IMPORT DAN EKSPORT SEMULA MENGIKUT KUMPULAN, BAHAGIAN DAN SEKSYEN BAGI SETIAP NEGARA
 TABLE 20 (CONT'D) : VALUE OF EXPORTS, IMPORTS AND RE-EXPORTS BY GROUPS, DIVISIONS AND SECTIONS FOR EACH COUNTRY

GROUP / DIV / SECT	COUNTRY OF DESTINATION / ORIGIN	EXPORTS & RE-EXPORTS RM F.O.B.		IMPORTS RM C.I.F.		RE-EXPORTS RM F.O.B.	
		JAN - DIS	2020	JAN - DIS	2020	JAN - DIS	2020
DIV 89	MISCELLANEOUS MANUFACTURED ARTICLES, N.E.S.	4,280		3,042		-	
DIV 93	SPECIAL TRANSACTIONS AND COMMODITIES	3,294		78,473		3,294	
SECT 0	FOOD	-		28,683,923		-	
SECT 1	BEVERAGES AND TOBACCO	82		24,474		82	
SECT 2	CRUDE MATERIALS, INEDIBLE	2,361,226		535,489,146		-	
SECT 3	MINERAL FUELS, LUBRICANTS, ETC.	1,258,789		2,526,406		-	
SECT 4	ANIMAL AND VEGETABLE OILS AND FATS	278,747,435		-		-	
SECT 5	CHEMICALS	32,972,406		7,291,923		-	
SECT 6	MANUFACTURED GOODS	49,775,959		7,689,937		298,142	
SECT 7	MACHINERY & TRANSPORT EQUIPMENT	21,250		2,710,771		21,250	
SECT 8	MISCELLANEOUS MANUFACTURED ARTICLES	189,001		54,303		69,970	
SECT 9	MISCELLANEOUS TRANSACTIONS AND COMMODITIES	3,294		78,473		3,294	
	TOTAL - SOUTH AFRICA, REPUBLIC OF	365,329,442		584,549,356		392,738	
***	SPAIN						
GRP 012	OTHER MEAT AND EDIBLE OFFAL, FRESH, CHILLED OR FROZEN	-		957,194		-	
GRP 037	FISH, CRUSTACEANS AND MOLLUSCS PREPARED OR PRESERVED, N.E.S.	-		4,748		-	
GRP 048	CEREAL PREPARATIONS AND PREPARATION OF FLOUR OR STARCH OF FRUITS OR VEGETABLES	-		283,560		-	
GRP 056	VEGETABLES, ROOT AND TUBERS, PREPARED OR PRESERVED, N.E.S.	-		136,519		-	
GRP 057	FRUITS AND NUTS (NOT INCLUDING OIL NUTS), FRESH OR DRIED	-		658,592		-	
GRP 059	FRUIT JUICES (INCLUDING GRAPE MUST) & VEGETABLE JUICES, UNFERMENTED & NOT CONTAINING ADDED SPIRIT, WHETHER / NOT CONTAINING ADDED SUGAR OR OTHER SWEETENING MATTER	-		7,585		-	
GRP 073	CHOCOLATE AND OTHER FOOD PREPARATIONS CONTAINING COCOA, N.E.S	-		72,623		-	
GRP 075	SPICES	723,237		-		-	
GRP 081	FEEDING STUFF FOR ANIMALS (NOT INCLUDING UNMILLED CEREALS)	-		47,371		-	
GRP 098	EDIBLE PRODUCTS AND PREPARATIONS, N.E.S.	-		4,304,613		-	
GRP 112	ALCOHOLIC BEVERAGES	-		207,940		-	
GRP 273	STONE, SAND AND GRAVEL	-		39,098		-	
GRP 278	OTHER CRUDE MINERALS	-		35,117		-	
GRP 285	ALUMINIUM ORES AND CONCENTRATES	-		535,463		-	
GRP 321	COAL, WHETHER OR NOT PULVERIZED, BUT NOT AGGLOMERATED	-		12,854,450		-	
GRP 422	OTHER FIXED VEGETABLE OILS, FLUID OR SOLID, CRUDE, REFINED OR PURIFIED	126,125,984		-		-	
GRP 511	HYDROCARBONS, N.E.S. AND THEIR HALOGENATED, SULPHONATED, NITRATED OR NITROSATED DERIVATIVES	-		886,234		-	
GRP 512	ALCOHOLS, PHENOLS, PHENOL-ALCOHOLS, AND THEIR DERIVATIVES	43,448,255		-		-	
GRP 522	INORGANIC CHEMICAL ELEMENTS, OXIDES AND HALOGEN SALTS	10,457,381		-		2,449,325	
GRP 523	METALLIC SALTS AND PEROXYSALTS, OF INORGANIC ACIDS	-		272,129		-	
GRP 533	PIGMENTS, PAINTS, VARNISHES AND RELATED MATERIALS	-		1,961,587		-	
GRP 554	SOAP, CLEANSING AND POLISHING PREPARATIONS	-		2,440,162		-	
GRP 592	STARCHES, INULIN AND WHEAT GLUTEN; ALBUMINOIDAL SUBSTANCES; GLUES	-		100,153		-	
GRP 597	PREPARED ADDITIVES FOR MINERAL OILS; LUBRICATING PREPARATIONS	-		3,031,647		-	
GRP 598	MISCELLANEOUS CHEMICAL PRODUCTS, N.E.S.	-		41,486		-	
GRP 621	MATERIALS OF RUBBER	-		2,121		-	
GRP 625	RUBBER TYRES, INTERCHANGEABLE TYRE TREADS, INNER TUBES AND TYRE FLABS	-		83,012		-	
GRP 629	ARTICLES OF RUBBER, N.E.S	-		7,088		-	
GRP 657	SPECIAL YARNS, TEXTILE FABRICS AND RELATED PRODUCTS	-		11,582		-	
GRP 662	CLAY CONSTRUCTION MATERIALS AND REFRACTORY CONSTRUCTION MATERIALS	-		53,742		-	
GRP 663	MINERAL MANUFACTURES, N.E.S.	-		191,242		-	
GRP 665	GLASSWARE	-		4,599		-	

SARAWAK

JADUAL 20 (SAMB) : NILAI EKSPORT, IMPORT DAN EKSPORT SEMULA MENGIKUT KUMPULAN, BAHAGIAN DAN SEKSYEN BAGI SETIAP NEGARA
 TABLE 20 (CONT'D) : VALUE OF EXPORTS, IMPORTS AND RE-EXPORTS BY GROUPS, DIVISIONS AND SECTIONS FOR EACH COUNTRY

GROUP / DIV / SECT	COUNTRY OF DESTINATION / ORIGIN	EXPORTS & RE-EXPORTS RM F.O.B.		IMPORTS RM C.I.F.		RE-EXPORTS RM F.O.B.	
		JAN - DIS	2020	JAN - DIS	2020	JAN - DIS	2020
GRP 671	PIG IRON, SPIEGELEISEN, SPONGE IRON, IRON OR STEEL GRANULES AND POWDERS AND FERRO-ALLOYS	3,328,502		-			
GRP 679	TUBES, PIPES AND HOLLOW PROFILES, AND TUBES OR PIPE FITTINGS, OF IRON OR STEEL		-	129,589			-
GRP 684	ALUMINIUM (INCLUDING ALLOYS)	33,723,232		-			-
GRP 694	NAILS, SCREWS, NUTS, BOLTS, RIVETS AND THE LIKE, OF IRON, STEEL, COPPER OR ALUMINIUM		-	11,755			-
GRP 699	MANUFACTURES OF BASE METAL, N.E.S.		-	61,968			-
GRP 713	INTERNAL COMBUSTION PISTON ENGINES, AND PARTS THEREOF, N.E.S.		-	13,814			-
GRP 718	OTHER POWER GENERATING MACHINERY AND PARTS THEREOF, N.E.S.		-	408,701			-
GRP 721	AGRICULTURAL MACHINERY (EXCLUDING TRACTORS) AND PARTS THEREOF		-	25,436			-
GRP 723	CIVIL ENGINEERING AND CONTRACTORS' PLANT AND EQUIPMENT		-	92,287			-
GRP 724	TEXTILE AND LEATHER MACHINERY, AND PARTS THEREOF, N.E.S.		-	247,232			-
GRP 728	OTHER MACHINERY AND EQUIPMENT SPECIALIZED FOR PARTICULAR INDUSTRIES, AND PARTS THEREOF, N.E.S.		-	127,810			-
GRP 731	MACHINE-TOOLS WORKING BY REMOVING METAL OR OTHER MATERIAL		-	112,762			-
GRP 737	METALWORKING MACHINERY (OTHER THAN MACHINE- TOOLS), AND PARTS THEROF, N.E.S.		-	24,041			-
GRP 742	PUMPS FOR LIQUIDS, LIQUID ELEVATORS AND PARTS		-	2,961,645			-
GRP 743	PUMPS (OTHER THAN PUMPS FOR LIQUIDS) AND COMPRESSORS AND FANS; CENTRIFUGES; FILTERING OR PURIFYING APPARATUS; AND PARTS THEREOF		-	264,065			-
GRP 745	OTHER NON-ELECTRICAL MACHINERY, TOOLS AND MECHANICAL APPARATUS, AND PARTS THEREOF, N.E.S.		-	127,853			-
GRP 746	BALL OR ROLLER BEARINGS		-	5,793			-
GRP 747	TAPS, COCKS, VALVES AND SIMILAR APPLIANCE		-	1,223,639			-
GRP 748	TRANSMISSION SHAFTS AND CRANKS; BEARING HOUSINGS AND PARTS THEREOF		-	102,134			-
GRP 749	NON-ELECTRIC PARTS AND ACCESSORIES OF MACHINERY, N.E.S.		-	45,060			-
GRP 751	OFFICE MACHINES		-	5,459			-
GRP 771	ELECTRIC POWER MACHINERY (OTHER THAN ROTATING ELECTRIC PLANT), AND PARTS THEREOF		-	5,336			-
GRP 772	ELECTRICAL APPARATUS, RESISTOR, SWITCHBOARD AND CONTROL PANELS N.E.S., AND PARTS N.E.S.	9,387		55,226		9,387	
GRP 773	EQUIPMENT FOR DISTRIBUTING ELECTRICITY, N.E.S.		-	40,101			-
GRP 775	HOUSEHOLD TYPE, ELECTRICAL AND NON-ELECTRICAL EQUIPMENT, N.E.S.		-	150,756			-
GRP 776	THERMIONIC VALVES AND TUBES; PHOTOCELLS; ETC., AND PARTS THEREOF, N.E.S.	27,503		-			-
GRP 778	ELECTRICAL MACHINERY AND APPARATUS, N.E.S.		-	13,122			-
GRP 784	PARTS AND ACCESSORIES, OF THE MOTOR VEHICLES FALLING WITHIN HEADING 722, 781, 782 OR 783		-	3,596			-
GRP 785	MOTORCYCLES, AND CYCLES, MOTORIZED AND NON-MOTORIZED; INVALID CARRIAGES		-	5,901			-
GRP 831	TRAVEL GOODS, HANDBAGS AND SIMILAR CONTAINERS		-	39,911			-
GRP 841	MEN'S OR BOYS' COATS, CAPES, JACKETS, SUITS, BLAZERS, TROUSERS, UNDERWEAR, ETC., OF TEXTILE FABRICS, NOT KNITTED OR CROCHETED		-	31,633			-
GRP 842	WOMEN'S AND GIRLS' COATS, CAPES, JACKETS, SUITS, BLAZERS, TROUSERS, SHORTS AND SIMILAR ARTICLES OF TEXTILE FABRICS, NOT KNITTED OR CROCHETED		-	4,863			-
GRP 851	FOOTWEAR		-	26,981			-
GRP 872	MEDICAL INSTRUMENTS AND APPLIANCES, N.E.S.		-	88,759			-
GRP 874	MEASURING, CHECKING, ANALYSING AND CONTROLLING INSTRUMENTS AND APPARATUS N.E.S.		-	4,543			-
GRP 893	ARTICLES, NES OF PLASTICS		-	2,181			-
GRP 931	SPECIAL TRANSACTIONS AND COMMODITIES	9,253		272,426		2,393	
DIV 01	MEAT AND MEAT PREPARATIONS		-	957,194			-
DIV 03	FISH, CRUSTACEANS AND MOLLUSCS, AND PREPARATIONS THEREOF		-	4,748			-
DIV 04	CEREALS AND CEREAL PREPARATIONS		-	283,560			-
DIV 05	VEGETABLES AND FRUITS		-	802,696			-
DIV 07	COFFEE, TEA, COCOA, SPICES, AND MANUFACTURES THEREOF	723,237		72,623			-

SARAWAK

JADUAL 20 (SAMB) : NILAI EKSPORT, IMPORT DAN EKSPORT SEMULA MENGIKUT KUMPULAN, BAHAGIAN DAN SEKSYEN BAGI SETIAP NEGARA
 TABLE 20 (CONT'D) : VALUE OF EXPORTS, IMPORTS AND RE-EXPORTS BY GROUPS, DIVISIONS AND SECTIONS FOR EACH COUNTRY

GROUP / DIV / SECT	COUNTRY OF DESTINATION / ORIGIN	EXPORTS & RE-EXPORTS RM F.O.B.		IMPORTS RM C.I.F.		RE-EXPORTS RM F.O.B.	
		JAN - DIS	2020	JAN - DIS	2020	JAN - DIS	2020
DIV 08	FEEDING STUFF FOR ANIMALS (NOT INCLUDING UNMILLED CEREALS)	-	-	47,371	-	-	-
DIV 09	MISCELLANEOUS EDIBLE PRODUCTS AND PREPARATIONS	-	-	4,304,613	-	-	-
DIV 11	BEVERAGES	-	-	207,940	-	-	-
DIV 27	CRUDE FERTILIZERS AND CRUDE MINERALS (EXCLUDING COAL, PETROLEUM AND PRECIOUS STONES)	-	-	74,215	-	-	-
DIV 28	METALLIFEROUS ORES AND METAL SCRAP	-	-	535,463	-	-	-
DIV 32	COAL, COKE AND BRIQUETTES	-	-	12,854,450	-	-	-
DIV 42	FIXED VEGETABLE OILS AND FATS, CRUDE, REFINED OR FRACTIONATED	126,125,984	-	-	-	-	-
DIV 51	ORGANIC CHEMICALS	43,448,255	-	886,234	-	-	-
DIV 52	INORGANIC CHEMICALS	10,457,381	-	272,129	-	2,449,325	-
DIV 53	DYEING, TANNING AND COLOURING MATERIALS	-	-	1,961,587	-	-	-
DIV 55	ESSENTIAL OILS AND RESINOIDS AND PERFUME MATERIALS; TOILET, POLISHING AND CLEANSING PREPARATIONS	-	-	2,440,162	-	-	-
DIV 59	CHEMICAL MATERIALS AND PRODUCTS, N.E.S.	-	-	3,173,286	-	-	-
DIV 62	RUBBER MANUFACTURES, N.E.S.	-	-	92,221	-	-	-
DIV 65	TEXTILE YARN, FABRICS, MADE-UP ARTICLES, N.E.S. AND RELATED PRODUCTS	-	-	11,582	-	-	-
DIV 66	NON-METALLIC MINERAL MANUFACTURES N.E.S.	-	-	249,583	-	-	-
DIV 67	IRON AND STEEL	3,328,502	-	129,589	-	-	-
DIV 68	NON-FERROUS METALS	33,723,232	-	-	-	-	-
DIV 69	MANUFACTURES OF METAL, N.E.S.	-	-	73,723	-	-	-
DIV 71	POWER GENERATING MACHINERY AND EQUIPMENT	-	-	422,515	-	-	-
DIV 72	MACHINERY SPECIALIZED FOR PARTICULAR INDUSTRIES	-	-	492,765	-	-	-
DIV 73	METALWORKING MACHINERY	-	-	136,803	-	-	-
DIV 74	GENERAL INDUSTRIAL MACHINERY AND EQUIPMENT, N.E.S. AND MACHINE PARTS, N.E.S.	-	-	4,730,189	-	-	-
DIV 75	OFFICE MACHINES AND AUTOMATIC DATA PROCESSING EQUIPMENT	-	-	5,459	-	-	-
DIV 77	ELECTRICAL MACHINERY, APPARATUS AND APPLIANCES, N.E.S. AND ELECTRICAL PARTS THEREOF	36,890	-	264,541	-	9,387	-
DIV 78	ROAD VEHICLES (INCLUDING AIR - CUSHION VEHICLES)	-	-	9,497	-	-	-
DIV 83	TRAVEL GOODS, HANDBAGS AND SIMILAR CONTAINERS	-	-	39,911	-	-	-
DIV 84	ARTICLES OF APPAREL AND CLOTHING ACCESSORIES	-	-	36,496	-	-	-
DIV 85	FOOTWEAR	-	-	26,981	-	-	-
DIV 87	PROFESSIONAL, SCIENTIFIC AND CONTROLLING INSTRUMENTS AND APPARATUS, N.E.S.	-	-	93,302	-	-	-
DIV 89	MISCELLANEOUS MANUFACTURED ARTICLES, N.E.S.	-	-	2,181	-	-	-
DIV 93	SPECIAL TRANSACTIONS AND COMMODITIES	9,253	-	272,426	-	2,393	-
SECT 0	FOOD	723,237	-	6,472,805	-	-	-
SECT 1	BEVERAGES AND TOBACCO	-	-	207,940	-	-	-
SECT 2	CRUDE MATERIALS, INEDIBLE	-	-	609,678	-	-	-
SECT 3	MINERAL FUELS, LUBRICANTS, ETC.	-	-	12,854,450	-	-	-
SECT 4	ANIMAL AND VEGETABLE OILS AND FATS	126,125,984	-	-	-	-	-
SECT 5	CHEMICALS	53,905,636	-	8,733,398	-	2,449,325	-
SECT 6	MANUFACTURED GOODS	37,051,734	-	556,698	-	-	-
SECT 7	MACHINERY & TRANSPORT EQUIPMENT	36,890	-	6,061,769	-	9,387	-
SECT 8	MISCELLANEOUS MANUFACTURED ARTICLES	-	-	198,871	-	-	-
SECT 9	MISCELLANEOUS TRANSACTIONS AND COMMODITIES	9,253	-	272,426	-	2,393	-
	TOTAL - SPAIN	217,852,734	-	35,968,035	-	2,461,105	-
***	SRI LANKA, REPUBLIC OF						
GRP 046	MEAL AND FLOUR OF WHEAT AND FLOUR OF MESLIN	-	-	733,900	-	-	-
GRP 074	TEA AND MATE	-	-	31,461	-	-	-
GRP 081	FEEDING STUFF FOR ANIMALS (NOT INCLUDING UNMILLED CEREALS)	-	-	193,758	-	-	-
GRP 248	WOOD, SIMPLY WORKED, AND RAILWAY SLEEPERS OF WOOD	7,285,679	-	-	-	-	-
GRP 265	VEGETABLE TEXTILE FIBRES (OTHER THAN COTTON AND JUTE) RAW OR PROCESSED AND WASTE	-	-	232,496	-	-	-
GRP 278	OTHER CRUDE MINERALS	-	-	1,278,136	-	-	-
GRP 292	CRUDE VEGETABLE MATERIALS, N.E.S.	-	-	4,032	-	-	-
GRP 322	BRIGUETTES, LIGNITE AND PEAT	-	-	128,243	-	-	-

SARAWAK

JADUAL 20 (SAMB) : NILAI EKSPORT, IMPORT DAN EKSPORT SEMULA MENGIKUT KUMPULAN, BAHAGIAN DAN SEKSYEN BAGI SETIAP NEGARA
 TABLE 20 (CONT'D) : VALUE OF EXPORTS, IMPORTS AND RE-EXPORTS BY GROUPS, DIVISIONS AND SECTIONS FOR EACH COUNTRY

GROUP / DIV / SECT	COUNTRY OF DESTINATION / ORIGIN	EXPORTS & RE-EXPORTS RM F.O.B.		IMPORTS RM C.I.F.		RE-EXPORTS RM F.O.B.	
		JAN - DIS	2020	JAN - DIS	2020	JAN - DIS	2020
GRP 422	OTHER FIXED VEGETABLE OILS, FLUID OR SOLID, CRUDE, REFINED OR PURIFIED	11,414,834		-			
GRP 625	RUBBER TYRES, INTERCHANGEABLE TYRE TREADS, INNER TUBES AND TYRE FLABS	-		70,800			
GRP 629	ARTICLES OF RUBBER, N.E.S	-		62,252			
GRP 684	ALUMINIUM (INCLUDING ALLOYS)	18,072,079		-			
GRP 735	PARTS, NES AND ACCESSORIES FOR USE WITH MACHINES FALLING WITHIN HEADING 731 AND 733	-		9,191			
GRP 749	NON-ELECTRIC PARTS AND ACCESSORIES OF MACHINERY, N.E.S.	-		31,748			
GRP 785	MOTORCYCLES, AND CYCLES, MOTORIZED AND NON-MOTORIZED; INVALID CARRIAGES	-		2,000			
GRP 846	CLOTHING ACCESSORIES, OF TEXTILE FABRICS, WHETHER OR NOT KNITTED OR CROCHETED	-		36,341			
GRP 848	ARTICLES OF APPAREL AND CLOTHING ACCESSORIES OF OTHER THAN TEXTILE FABRICS, HEADGEAR OF ALL MATERIALS	-		7,896			
GRP 931	SPECIAL TRANSACTIONS AND COMMODITIES	558		25,628		558	
DIV 04	CEREALS AND CEREAL PREPARATIONS	-		733,900			
DIV 07	COFFEE, TEA, COCOA, SPICES, AND MANUFACTURES THEREOF	-		31,461			
DIV 08	FEEDING STUFF FOR ANIMALS (NOT INCLUDING UNMILLED CEREALS)	-		193,758			
DIV 24	CORK AND WOOD	7,285,679		-			
DIV 26	TEXTILE FIBRES(OTHER THAN WOOL TOPS) AND THEIR WASTES (NOT MANUFACTURED INTO YARN OR FABRICS)	-		232,496			
DIV 27	CRUDE FERTILIZERS AND CRUDE MINERALS (EXCLUDING COAL, PETROLEUM AND PRECIOUS STONES)	-		1,278,136			
DIV 29	CRUDE ANIMAL AND VEGETABLE MATERIALS, N.E.S.	-		4,032			
DIV 32	COAL, COKE AND BRIQUETTES	-		128,243			
DIV 42	FIXED VEGETABLE OILS AND FATS, CRUDE, REFINED OR FRACTIONATED	11,414,834		-			
DIV 62	RUBBER MANUFACTURES, N.E.S.	-		133,052			
DIV 68	NON-FERROUS METALS	18,072,079		-			
DIV 73	METALWORKING MACHINERY	-		9,191			
DIV 74	GENERAL INDUSTRIAL MACHINERY AND EQUIPMENT, N.E.S. AND MACHINE PARTS, N.E.S.	-		31,748			
DIV 78	ROAD VEHICLES (INCLUDING AIR - CUSHION VEHICLES)	-		2,000			
DIV 84	ARTICLES OF APPAREL AND CLOTHING ACCESSORIES	-		44,237			
DIV 93	SPECIAL TRANSACTIONS AND COMMODITIES	558		25,628		558	
SECT 0	FOOD	-		959,119			
SECT 2	CRUDE MATERIALS, INEDIBLE	7,285,679		1,514,664			
SECT 3	MINERAL FUELS, LUBRICANTS, ETC.	-		128,243			
SECT 4	ANIMAL AND VEGETABLE OILS AND FATS	11,414,834		-			
SECT 6	MANUFACTURED GOODS	18,072,079		133,052			
SECT 7	MACHINERY & TRANSPORT EQUIPMENT	-		42,939			
SECT 8	MISCELLANEOUS MANUFACTURED ARTICLES	-		44,237			
SECT 9	MISCELLANEOUS TRANSACTIONS AND COMMODITIES	558		25,628		558	
	TOTAL - SRI LANKA, REPUBLIC OF	36,773,150		2,847,882		558	
***	SURINAME						
GRP 098	EDIBLE PRODUCTS AND PREPARATIONS, N.E.S.	87,862		-		87,862	
GRP 247	WOOD IN THE ROUGH OR ROUGHLY SQUARED	-		292,413			
GRP 248	WOOD, SIMPLY WORKED, AND RAILWAY SLEEPERS OF WOOD	-		219,725			
GRP 334	PETROLEUM PRODUCTS, REFINED	113,647		-		113,647	
GRP 554	SOAP, CLEANSING AND POLISHING PREPARATIONS	58,643		-			
GRP 625	RUBBER TYRES, INTERCHANGEABLE TYRE TREADS, INNER TUBES AND TYRE FLABS	249,518		-		249,518	
GRP 642	PAPER AND PAPERBOARD, CUT TO SIZE OR SHAPE, AND ARTICLES OF PAPER OR PAPERBOARD	4,266		-		4,266	
GRP 657	SPECIAL YARNS, TEXTILE FABRICS AND RELATED PRODUCTS	15,810		-		15,810	
GRP 663	MINERAL MANUFACTURES, N.E.S.	9,180		-		9,180	
GRP 673	FLAT-ROLLED PRODUCTS, OF IRON OR NON-ALLOY STEEL, NOT CLAD, PLATED OR COATED	11,250		-			
GRP 674	FLAT-ROLLED PRODUCTS, OF IRON OR NON-ALLOY STEEL, CLAD, PLATED OR COATED	22,977		-		22,977	

SARAWAK

JADUAL 20 (SAMB) : NILAI EKSPORT, IMPORT DAN EKSPORT SEMULA MENGIKUT KUMPULAN, BAHAGIAN DAN SEKSYEN BAGI SETIAP NEGARA
 TABLE 20 (CONT'D) : VALUE OF EXPORTS, IMPORTS AND RE-EXPORTS BY GROUPS, DIVISIONS AND SECTIONS FOR EACH COUNTRY

GROUP / DIV / SECT	COUNTRY OF DESTINATION / ORIGIN	EXPORTS & RE-EXPORTS RM F.O.B.		IMPORTS RM C.I.F.		RE-EXPORTS RM F.O.B.	
		JAN - DIS	2020	JAN - DIS	2020	JAN - DIS	2020
GRP 694	NAILS, SCREWS, NUTS, BOLTS, RIVETS AND THE LIKE, OF IRON, STEEL, COPPER OR ALUMINIUM	127,054		-		127,054	
GRP 695	TOOLS FOR USE IN THE HAND OR IN MACHINES	83,715		-		83,715	
GRP 697	HOUSEHOLD EQUIPMENT OF BASE METAL, N.E.S.	2,850		-		2,850	
GRP 699	MANUFACTURES OF BASE METAL, N.E.S.	285,066		-		285,066	
GRP 716	ROTATING ELECTRIC PLANT AND PARTS THEREOF, N.E.S.	3,278		-		3,278	
GRP 722	TRACTORS, WHETHER OR NOT FITTED WITH POWER TAKE OFFS, WINCHES OR PULLEYS	510,000		-		510,000	
GRP 723	CIVIL ENGINEERING AND CONTRACTORS' PLANT AND EQUIPMENT	1,346,649		-		1,346,649	
GRP 728	OTHER MACHINERY AND EQUIPMENT SPECIALIZED FOR PARTICULAR INDUSTRIES, AND PARTS THEREOF, N.E.S.	49,191		-		49,191	
GRP 735	PARTS, NES AND ACCESSORIES FOR USE WITH MACHINES FALLING WITHIN HEADING 731 AND 733	224,101		-		224,101	
GRP 737	METALWORKING MACHINERY (OTHER THAN MACHINE- TOOLS), AND PARTS THEROF, N.E.S.	44,200		-		44,200	
GRP 744	MECHANICAL HANDLING EQUIPMENT, AND PARTS THEREOF, N.E.S.	103,000		-		76,000	
GRP 745	OTHER NON-ELECTRICAL MACHINERY, TOOLS AND MECHANICAL APPARATUS, AND PARTS THEREOF, N.E.S.	26,800		-		26,800	
GRP 746	BALL OR ROLLER BEARINGS	6,696		-		6,696	
GRP 747	TAPS, COCKS, VALVES AND SIMILAR APPLIANCE	14,461		-		14,461	
GRP 748	TRANSMISSION SHAFTS AND CRANKS; BEARING HOUSINGS AND PARTS THEREOF	333,203		-		333,203	
GRP 749	NON-ELECTRIC PARTS AND ACCESSORIES OF MACHINERY, N.E.S.	5,772		-		5,772	
GRP 784	PARTS AND ACCESSORIES, OF THE MOTOR VEHICLES FALLING WITHIN HEADING 722, 781, 782 OR 783	1,910,831		-		1,910,831	
GRP 785	MOTORCYCLES, AND CYCLES, MOTORIZED AND NON-MOTORIZED; INVALID CARRIAGES	5,000		-		5,000	
GRP 786	TRAILERS AND SEMI-TRAILERS; OTHER VEHICLES, NOT MECHANICALLY PROPELLED; SPECIALLY DESIGNED AND EQUIPPED TRANSPORT CONTAINERS	140,200		-		140,200	
GRP 893	ARTICLES, NES OF PLASTICS	29,900		-		29,900	
GRP 931	SPECIAL TRANSACTIONS AND COMMODITIES	19,389		-		19,389	
DIV 09	MISCELLANEOUS EDIBLE PRODUCTS AND PREPARATIONS	87,862		-		87,862	
DIV 24	CORK AND WOOD	-		512,138		-	
DIV 33	PETROLEUM, PETROLEUM PRODUCTS AND RELATED MATERIALS	113,647		-		113,647	
DIV 55	ESSENTIAL OILS AND RESINOIDS AND PERFUME MATERIALS; TOILET, POLISHING AND CLEANSING PREPARATIONS	58,643		-		-	
DIV 62	RUBBER MANUFACTURES, N.E.S.	249,518		-		249,518	
DIV 64	PAPER, PAPERBOARD, AND ARTICLES OF PAPER PULP, OF PAPER OR PAPERBOARD	4,266		-		4,266	
DIV 65	TEXTILE YARN, FABRICS, MADE-UP ARICLES, N.E.S. AND RELATED PRODUCTS	15,810		-		15,810	
DIV 66	NON-METALLIC MINERAL MANUFACTURES N.E.S.	9,180		-		9,180	
DIV 67	IRON AND STEEL	34,227		-		22,977	
DIV 69	MANUFACTURES OF METAL, N.E.S.	498,685		-		498,685	
DIV 71	POWER GENERATING MACHINERY AND EQUIPMENT	3,278		-		3,278	
DIV 72	MACHINERY SPECIALIZED FOR PARTICULAR INDUSTRIES	1,905,840		-		1,905,840	
DIV 73	METALWORKING MACHINERY	268,301		-		268,301	
DIV 74	GENERAL INDUSTRIAL MACHINERY AND EQUIPMENT, N.E.S. AND MACHINE PARTS, N.E.S.	489,932		-		462,932	
DIV 78	ROAD VEHICLES (INCLUDING AIR - CUSHION VEHICLES)	2,056,031		-		2,056,031	
DIV 89	MISCELLANEOUS MANUFACTURED ARTICLES, N.E.S.	29,900		-		29,900	
DIV 93	SPECIAL TRANSACTIONS AND COMMODITIES	19,389		-		19,389	
SECT 0	FOOD	87,862		-		87,862	
SECT 2	CRUDE MATERIALS, INEDIBLE	-		512,138		-	
SECT 3	MINERAL FUELS, LUBRICANTS, ETC.	113,647		-		113,647	
SECT 5	CHEMICALS	58,643		-		-	
SECT 6	MANUFACTURED GOODS	811,686		-		800,436	
SECT 7	MACHINERY & TRANSPORT EQUIPMENT	4,723,382		-		4,696,382	
SECT 8	MISCELLANEOUS MANUFACTURED ARTICLES	29,900		-		29,900	
SECT 9	MISCELLANEOUS TRANSACTIONS AND COMMODITIES	19,389		-		19,389	

SARAWAK

JADUAL 20 (SAMB) : NILAI EKSPORT, IMPORT DAN EKSPORT SEMULA MENGIKUT KUMPULAN, BAHAGIAN DAN SEKSYEN BAGI SETIAP NEGARA
 TABLE 20 (CONT'D) : VALUE OF EXPORTS, IMPORTS AND RE-EXPORTS BY GROUPS, DIVISIONS AND SECTIONS FOR EACH COUNTRY

GROUP / DIV / SECT	COUNTRY OF DESTINATION / ORIGIN	EXPORTS & RE-EXPORTS RM F.O.B.		IMPORTS RM C.I.F.		RE-EXPORTS RM F.O.B.	
		JAN - DIS	2020	JAN - DIS	2020	JAN - DIS	2020
	TOTAL - SURINAME	5,844,509		512,138		5,747,616	
***	SWEDEN						
GRP 075	SPICES	1,165,768		-		-	
GRP 112	ALCOHOLIC BEVERAGES	136		7,339		136	
GRP 542	MEDICAMENTS (INCLUDING VETERINARY MEDICAMENTS)	-		57,201		-	
GRP 554	SOAP, CLEANSING AND POLISHING PREPARATIONS	-		675		-	
GRP 575	OTHER PLASTICS, IN PRIMARY FORMS	-		8,377		-	
GRP 598	MISCELLANEOUS CHEMICAL PRODUCTS, N.E.S.	-		382,941		-	
GRP 629	ARTICLES OF RUBBER, N.E.S	-		240,635		-	
GRP 641	PAPER AND PAPERBOARD	-		1,722,035		-	
GRP 663	MINERAL MANUFACTURES, N.E.S.	-		37,801		-	
GRP 665	GLASSWARE	-		8,554		-	
GRP 671	PIG IRON, SPIEGELEISEN, SPONGE IRON, IRON OR STEEL GRANULES AND POWDERS AND FERRO-ALLOYS	900,842		-		-	
GRP 679	TUBES, PIPES AND HOLLOW PROFILES, AND TUBES OR PIPE FITTINGS, OF IRON OR STEEL	-		87,458		-	
GRP 693	WIRE PRODUCTS (EXCLUDING INSULATED ELECTRICAL WIRING) AND FENCING GRILLS	-		32,856		-	
GRP 694	NAILS, SCREWS, NUTS, BOLTS, RIVETS AND THE LIKE, OF IRON, STEEL, COPPER OR ALUMINIUM	-		389,941		-	
GRP 695	TOOLS FOR USE IN THE HAND OR IN MACHINES	-		152,817		-	
GRP 699	MANUFACTURES OF BASE METAL, N.E.S.	-		1,280,591		-	
GRP 713	INTERNAL COMBUSTION PISTON ENGINES, AND PARTS THEREOF, N.E.S.	-		26,497		-	
GRP 714	ENGINES AND MOTORS, NON-ELECTRIC, AND PARTS, N.E.S.	759,675		-		759,675	
GRP 716	ROTATING ELECTRIC PLANT AND PARTS THEREOF, N.E.S.	-		58,196		-	
GRP 718	OTHER POWER GENERATING MACHINERY AND PARTS THEREOF, N.E.S.	-		115,721		-	
GRP 723	CIVIL ENGINEERING AND CONTRACTORS' PLANT AND EQUIPMENT	-		12,384		-	
GRP 725	PAPER MILL AND PULP MILL MACHINERY, PAPER CUTTING MACHINES AND OTHER MACHINERY FOR THE MANUFACTURE OF PAPER ARTICLES; PARTS THEREOF	-		2,282,929		-	
GRP 726	PRINTING AND BOOKBINDING MACHINERY, AND PARTS THEREOF	-		24,212		-	
GRP 728	OTHER MACHINERY AND EQUIPMENT SPECIALIZED FOR PARTICULAR INDUSTRIES, AND PARTS THEREOF, N.E.S.	147,479		608,492		147,479	
GRP 733	MACHINE-TOOLS FOR WORKING METAL, SINTERED METAL CARBIDES OF CERMETS, WITHOUT REMOVING MATERIAL	-		184,001		-	
GRP 737	METALWORKING MACHINERY (OTHER THAN MACHINE- TOOLS), AND PARTS THEROF, N.E.S.	-		2,173		-	
GRP 741	HEATING AND COOLING EQUIPMENT AND PARTS THEREOF, N.E.S.	-		9,068,165		-	
GRP 742	PUMPS FOR LIQUIDS, LIQUID ELEVATORS AND PARTS	-		208,271		-	
GRP 743	PUMPS (OTHER THAN PUMPS FOR LIQUIDS) AND COMPRESSORS AND FANS; CENTRIFUGES; FILTERING OR PURIFYING APPARATUS; AND PARTS THEREOF	-		715,474		-	
GRP 744	MECHANICAL HANDLING EQUIPMENT, AND PARTS THEREOF, N.E.S.	-		1,268,607		-	
GRP 745	OTHER NON-ELECTRICAL MACHINERY, TOOLS AND MECHANICAL APPARATUS, AND PARTS THEREOF, N.E.S.	-		530,572		-	
GRP 746	BALL OR ROLLER BEARINGS	-		149,598		-	
GRP 747	TAPS, COCKS, VALVES AND SIMILAR APPLIANCE	-		332,077		-	
GRP 748	TRANSMISSION SHAFTS AND CRANKS; BEARING HOUSINGS AND PARTS THEREOF	-		1,185,708		-	
GRP 749	NON-ELECTRIC PARTS AND ACCESSORIES OF MACHINERY, N.E.S.	-		220,993		-	
GRP 751	OFFICE MACHINES	-		4,740		-	
GRP 752	AUTOMATIC DATA PROCESSING MACHINES AND UNITS THEREOF	-		84,094		-	
GRP 771	ELECTRIC POWER MACHINERY (OTHER THAN ROTATING ELECTRIC PLANT), AND PARTS THEREOF	-		130,062		-	
GRP 772	ELECTRICAL APPARATUS, RESISTOR, SWITCHBOARD AND CONTROL PANELS N.E.S., AND PARTS N.E.S.	-		441,649		-	
GRP 773	EQUIPMENT FOR DISTRIBUTING ELECTRICITY, N.E.S.	-		10,738		-	
GRP 776	THERMIONIC VALVES AND TUBES; PHOTOCELLS; ETC., AND PARTS THEREOF, N.E.S.	774,989		-		-	
GRP 778	ELECTRICAL MACHINERY AND APPARATUS, N.E.S.	31,967		1,752,300		31,967	
GRP 784	PARTS AND ACCESSORIES, OF THE MOTOR VEHICLES FALLING WITHIN HEADING 722, 781, 782 OR 783	-		2,470		-	

SARAWAK

JADUAL 20 (SAMB) : NILAI EKSPORT, IMPORT DAN EKSPORT SEMULA MENGIKUT KUMPULAN, BAHAGIAN DAN SEKSYEN BAGI SETIAP NEGARA
 TABLE 20 (CONT'D) : VALUE OF EXPORTS, IMPORTS AND RE-EXPORTS BY GROUPS, DIVISIONS AND SECTIONS FOR EACH COUNTRY

GROUP / DIV / SECT	COUNTRY OF DESTINATION / ORIGIN	EXPORTS & RE-EXPORTS RM F.O.B.		IMPORTS RM C.I.F.		RE-EXPORTS RM F.O.B.	
		JAN - DIS	2020	JAN - DIS	2020	JAN - DIS	2020
GRP 872	MEDICAL INSTRUMENTS AND APPLIANCES, N.E.S.	-	-	111,765	-	-	-
GRP 874	MEASURING, CHECKING, ANALYSING AND CONTROLLING INSTRUMENTS AND APPARATUS N.E.S.	-	-	160,417	-	-	-
GRP 881	PHOTOGRAPHIC APPARATUS AND EQUIPMENT, N.E.S.	-	-	47,921	-	-	-
GRP 893	ARTICLES, NES OF PLASTICS	-	-	14,412	-	-	-
GRP 898	MUSICAL INSTRUMENTS AND PARTS AND ACCESSORIES THEREOF	-	-	6,091	-	-	-
GRP 899	MISCELLANEOUS MANUFACTURED ARTICLES, N.E.S.	-	-	20,535	-	-	-
GRP 931	SPECIAL TRANSACTIONS AND COMMODITIES	12,787	-	228,401	-	187	-
DIV 07	COFFEE, TEA, COCOA, SPICES, AND MANUFACTURES THEREOF	1,165,768	-	-	-	-	-
DIV 11	BEVERAGES	136	-	7,339	-	136	-
DIV 54	MEDICINAL AND PHARMACEUTICAL PRODUCTS	-	-	57,201	-	-	-
DIV 55	ESSENTIAL OILS AND RESINOIDS AND PERFUME MATERIALS; TOILET, POLISHING AND CLEANSING PREPARATIONS	-	-	675	-	-	-
DIV 57	PLASTICS IN PRIMARY FORMS	-	-	8,377	-	-	-
DIV 59	CHEMICAL MATERIALS AND PRODUCTS, N.E.S.	-	-	382,941	-	-	-
DIV 62	RUBBER MANUFACTURES, N.E.S.	-	-	240,635	-	-	-
DIV 64	PAPER, PAPERBOARD, AND ARTICLES OF PAPER PULP, OF PAPER OR PAPERBOARD	-	-	1,722,035	-	-	-
DIV 66	NON-METALLIC MINERAL MANUFACTURES N.E.S.	-	-	46,355	-	-	-
DIV 67	IRON AND STEEL	900,842	-	87,458	-	-	-
DIV 69	MANUFACTURES OF METAL, N.E.S.	-	-	1,856,205	-	-	-
DIV 71	POWER GENERATING MACHINERY AND EQUIPMENT	759,675	-	200,414	-	759,675	-
DIV 72	MACHINERY SPECIALIZED FOR PARTICULAR INDUSTRIES	147,479	-	2,928,017	-	147,479	-
DIV 73	METALWORKING MACHINERY	-	-	186,174	-	-	-
DIV 74	GENERAL INDUSTRIAL MACHINERY AND EQUIPMENT, N.E.S. AND MACHINE PARTS, N.E.S.	-	-	13,679,465	-	-	-
DIV 75	OFFICE MACHINES AND AUTOMATIC DATA PROCESSING EQUIPMENT	-	-	88,834	-	-	-
DIV 77	ELECTRICAL MACHINERY, APPARATUS AND APPLIANCES, N.E.S. AND ELECTRICAL PARTS THEREOF	806,956	-	2,334,749	-	31,967	-
DIV 78	ROAD VEHICLES (INCLUDING AIR - CUSHION VEHICLES)	-	-	2,470	-	-	-
DIV 87	PROFESSIONAL, SCIENTIFIC AND CONTROLLING INSTRUMENTS AND APPARATUS, N.E.S.	-	-	272,182	-	-	-
DIV 88	PHOTOGRAPHIC APPARATUS, EQUIPMENT AND SUPPLIED AND OPTICAL GOODS, N.E.S., WATCHES AND CLOCKS	-	-	47,921	-	-	-
DIV 89	MISCELLANEOUS MANUFACTURED ARTICLES, N.E.S.	-	-	41,038	-	-	-
DIV 93	SPECIAL TRANSACTIONS AND COMMODITIES	12,787	-	228,401	-	187	-
SECT 0	FOOD	1,165,768	-	-	-	-	-
SECT 1	BEVERAGES AND TOBACCO	136	-	7,339	-	136	-
SECT 5	CHEMICALS	-	-	449,194	-	-	-
SECT 6	MANUFACTURED GOODS	900,842	-	3,952,688	-	-	-
SECT 7	MACHINERY & TRANSPORT EQUIPMENT	1,714,110	-	19,420,123	-	939,121	-
SECT 8	MISCELLANEOUS MANUFACTURED ARTICLES	-	-	361,141	-	-	-
SECT 9	MISCELLANEOUS TRANSACTIONS AND COMMODITIES	12,787	-	228,401	-	187	-
	TOTAL - SWEDEN	3,793,643	-	24,418,886	-	939,444	-
***	SWITZERLAND						
GRP 048	CEREAL PREPARATIONS AND PREPARATION OF FLOUR OR STARCH OF FRUITS OR VEGETABLES	-	-	6,807	-	-	-
GRP 054	VEGETABLES, FRESH, CHILLED, FROZEN OR SIMPLY PRESERVED	-	-	6,696	-	-	-
GRP 056	VEGETABLES, ROOT AND TUBERS, PREPARED OR PRESERVED, N.E.S.	-	-	83,162	-	-	-
GRP 073	CHOCOLATE AND OTHER FOOD PREPARATIONS CONTAINING COCOA, N.E.S	-	-	5,473	-	-	-
GRP 098	EDIBLE PRODUCTS AND PREPARATIONS, N.E.S.	-	-	222,268	-	-	-
GRP 334	PETROLEUM PRODUCTS, REFINED	-	-	7,200	-	-	-
GRP 523	METALLIC SALTS AND PEROXYSALTS, OF INORGANIC ACIDS	-	-	17,159,616	-	-	-
GRP 533	PIGMENTS, PAINTS, VARNISHES AND RELATED MATERIALS	-	-	3,123	-	-	-
GRP 554	SOAP, CLEANSING AND POLISHING PREPARATIONS	-	-	985,862	-	-	-
GRP 575	OTHER PLASTICS, IN PRIMARY FORMS	-	-	99,145	-	-	-
GRP 582	PLATES, SHEETS, FILM, COIL AND STRIP OF PLASTICS	-	-	7,208	-	-	-

SARAWAK

JADUAL 20 (SAMB) : NILAI EKSPORT, IMPORT DAN EKSPORT SEMULA MENGIKUT KUMPULAN, BAHAGIAN DAN SEKSYEN BAGI SETIAP NEGARA
 TABLE 20 (CONT'D) : VALUE OF EXPORTS, IMPORTS AND RE-EXPORTS BY GROUPS, DIVISIONS AND SECTIONS FOR EACH COUNTRY

GROUP / DIV / SECT	COUNTRY OF DESTINATION / ORIGIN	EXPORTS & RE-EXPORTS RM F.O.B.		IMPORTS RM C.I.F.		RE-EXPORTS RM F.O.B.	
		JAN - DIS	2020	JAN - DIS	2020	JAN - DIS	2020
GRP 591	DISINFECTANTS, INSECTICIDES, FUNGICIDES, WEED KILLERS, ANTI-SPROUTING PRODUCTS, ETC.	-	-	495,945	-	-	-
GRP 598	MISCELLANEOUS CHEMICAL PRODUCTS, N.E.S.	-	-	316,866	-	-	-
GRP 629	ARTICLES OF RUBBER, N.E.S	-	-	746,393	-	-	-
GRP 661	LIME, CEMENT, AND FABRICATED CONSTRUCTION MATERIALS (EXCEPT GLASS AND CLAY MATERIALS)	-	-	359,162	-	-	-
GRP 663	MINERAL MANUFACTURES, N.E.S.	-	-	37,573	-	-	-
GRP 664	GLASS	-	-	2,980	-	-	-
GRP 676	IRON AND STEEL BARS, RODS, ANGLES, SHAPES AND SECTIONS (INCLUDING SHEET PILING)	-	-	10,575	-	-	-
GRP 679	TUBES, PIPES AND HOLLOW PROFILES, AND TUBES OR PIPE FITTINGS, OF IRON OR STEEL	-	-	21,409	-	-	-
GRP 694	NAILS, SCREWS, NUTS, BOLTS, RIVETS AND THE LIKE, OF IRON, STEEL, COPPER OR ALUMINIUM	-	-	147,649	-	-	-
GRP 695	TOOLS FOR USE IN THE HAND OR IN MACHINES	-	-	4,586,429	-	-	-
GRP 697	HOUSEHOLD EQUIPMENT OF BASE METAL, N.E.S.	-	-	16,601	-	-	-
GRP 699	MANUFACTURES OF BASE METAL, N.E.S.	-	-	138,964	-	-	-
GRP 712	STEAM TURBINES AND OTHER VAPOUR TURBINES, AND PARTS THEREOF, N.E.S.	-	-	115,286	-	-	-
GRP 713	INTERNAL COMBUSTION PISTON ENGINES, AND PARTS THEREOF, N.E.S.	-	-	236,108	-	-	-
GRP 714	ENGINES AND MOTORS, NON-ELECTRIC, AND PARTS, N.E.S.	-	-	19,267,714	-	-	-
GRP 716	ROTATING ELECTRIC PLANT AND PARTS THEREOF, N.E.S.	-	-	43,766	-	-	-
GRP 722	TRACTORS, WHETHER OR NOT FITTED WITH POWER TAKE OFFS, WINCHES OR PULLEYS	-	-	322,900	-	-	-
GRP 727	FOOD-PROCESSING MACHINES (EXCLUDING DOMESTIC)	-	-	121,994	-	-	-
GRP 728	OTHER MACHINERY AND EQUIPMENT SPECIALIZED FOR PARTICULAR INDUSTRIES, AND PARTS THEREOF, N.E.S.	23,806	-	979,243	-	23,806	-
GRP 731	MACHINE-TOOLS WORKING BY REMOVING METAL OR OTHER MATERIAL	-	-	3,477,008	-	-	-
GRP 742	PUMPS FOR LIQUIDS, LIQUID ELEVATORS AND PARTS	-	-	81,484	-	-	-
GRP 743	PUMPS (OTHER THAN PUMPS FOR LIQUIDS) AND COMPRESSORS AND FANS; CENTRIFUGES; FILTERING OR PURIFYING APPARATUS; AND PARTS THEREOF	-	-	343,446	-	-	-
GRP 746	BALL OR ROLLER BEARINGS	-	-	71,498	-	-	-
GRP 747	TAPS, COCKS, VALVES AND SIMILAR APPLIANCE	-	-	362,127	-	-	-
GRP 748	TRANSMISSION SHAFTS AND CRANKS; BEARING HOUSINGS AND PARTS THEREOF	-	-	808,094	-	-	-
GRP 749	NON-ELECTRIC PARTS AND ACCESSORIES OF MACHINERY, N.E.S.	-	-	117,945	-	-	-
GRP 752	AUTOMATIC DATA PROCESSING MACHINES AND UNITS THEREOF	-	-	34,633	-	-	-
GRP 771	ELECTRIC POWER MACHINERY (OTHER THAN ROTATING ELECTRIC PLANT), AND PARTS THEREOF	-	-	177,790	-	-	-
GRP 772	ELECTRICAL APPARATUS, RESISTOR, SWITCHBOARD AND CONTROL PANELS N.E.S., AND PARTS N.E.S.	-	-	688,859	-	-	-
GRP 773	EQUIPMENT FOR DISTRIBUTING ELECTRICITY, N.E.S.	-	-	375,642	-	-	-
GRP 775	HOUSEHOLD TYPE, ELECTRICAL AND NON-ELECTRICAL EQUIPMENT, N.E.S.	-	-	35,045	-	-	-
GRP 776	THERMIONIC VALVES AND TUBES; PHOTOCELLS; ETC., AND PARTS THEREOF, N.E.S.	1,572,560	-	10,612	-	-	-
GRP 778	ELECTRICAL MACHINERY AND APPARATUS, N.E.S.	-	-	100,373	-	-	-
GRP 792	AIRCRAFT AND ASSOCIATED EQUIPMENT, SPACECRAFTS AND SPACECRAFT LAUNCH VEHICLES AND PARTS	4,000	-	12,857	-	4,000	-
GRP 831	TRAVEL GOODS, HANDBAGS AND SIMILAR CONTAINERS	-	-	2,531	-	-	-
GRP 843	MEN'S OR BOYS' COATS, CAPES, JACKETS, SUITS, BLAZERS, TROUSERS, SHORTS AND SIMILAR ARTICLES OF TEXTILE FABRICS, KNITTED OR CROCHETED	-	-	2,073	-	-	-
GRP 851	FOOTWEAR	-	-	3,554	-	-	-
GRP 872	MEDICAL INSTRUMENTS AND APPLIANCES, N.E.S.	-	-	69,782	-	-	-
GRP 874	MEASURING, CHECKING, ANALYSING AND CONTROLLING INSTRUMENTS AND APPARATUS N.E.S.	-	-	293,029	-	-	-
GRP 885	WATCHES AND CLOCKS	-	-	14,134,465	-	-	-
GRP 892	PRINTED MATTER	-	-	9,205	-	-	-
GRP 893	ARTICLES, NES OF PLASTICS	-	-	67,014	-	-	-
GRP 895	OFFICE AND STATIONARY SUPPLIES, N.E.S.	-	-	5,354	-	-	-
GRP 899	MISCELLANEOUS MANUFACTURED ARTICLES, N.E.S.	-	-	1,397,772	-	-	-
GRP 931	SPECIAL TRANSACTIONS AND COMMODITIES	1,741	-	145,240	-	1,741	-
DIV 04	CEREALS AND CEREAL PREPARATIONS	-	-	6,807	-	-	-

SARAWAK

JADUAL 20 (SAMB) : NILAI EKSPORT, IMPORT DAN EKSPORT SEMULA MENGIKUT KUMPULAN, BAHAGIAN DAN SEKSYEN BAGI SETIAP NEGARA
 TABLE 20 (CONT'D) : VALUE OF EXPORTS, IMPORTS AND RE-EXPORTS BY GROUPS, DIVISIONS AND SECTIONS FOR EACH COUNTRY

GROUP / DIV / SECT	COUNTRY OF DESTINATION / ORIGIN	EXPORTS & RE-EXPORTS RM F.O.B.		IMPORTS RM C.I.F.		RE-EXPORTS RM F.O.B.	
		JAN - DIS	2020	JAN - DIS	2020	JAN - DIS	2020
DIV 05	VEGETABLES AND FRUITS	-	-	89,858	-	-	-
DIV 07	COFFEE, TEA, COCOA, SPICES, AND MANUFACTURES THEREOF	-	-	5,473	-	-	-
DIV 09	MISCELLANEOUS EDIBLE PRODUCTS AND PREPARATIONS	-	-	222,268	-	-	-
DIV 33	PETROLEUM, PETROLEUM PRODUCTS AND RELATED MATERIALS	-	-	7,200	-	-	-
DIV 52	INORGANIC CHEMICALS	-	-	17,159,616	-	-	-
DIV 53	DYEING, TANNING AND COLOURING MATERIALS	-	-	3,123	-	-	-
DIV 55	ESSENTIAL OILS AND RESINOIDS AND PERFUME MATERIALS; TOILET, POLISHING AND CLEANSING PREPARATIONS	-	-	985,862	-	-	-
DIV 57	PLASTICS IN PRIMARY FORMS	-	-	99,145	-	-	-
DIV 58	PLASTICS IN NON-PRIMARY FORMS	-	-	7,208	-	-	-
DIV 59	CHEMICAL MATERIALS AND PRODUCTS, N.E.S.	-	-	812,811	-	-	-
DIV 62	RUBBER MANUFACTURES, N.E.S.	-	-	746,393	-	-	-
DIV 66	NON-METALLIC MINERAL MANUFACTURES N.E.S.	-	-	399,715	-	-	-
DIV 67	IRON AND STEEL	-	-	31,984	-	-	-
DIV 69	MANUFACTURES OF METAL, N.E.S.	-	-	4,889,643	-	-	-
DIV 71	POWER GENERATING MACHINERY AND EQUIPMENT	-	-	19,662,874	-	-	-
DIV 72	MACHINERY SPECIALIZED FOR PARTICULAR INDUSTRIES	23,806	-	1,424,137	-	23,806	-
DIV 73	METALWORKING MACHINERY	-	-	3,477,008	-	-	-
DIV 74	GENERAL INDUSTRIAL MACHINERY AND EQUIPMENT, N.E.S. AND MACHINE PARTS, N.E.S.	-	-	1,784,594	-	-	-
DIV 75	OFFICE MACHINES AND AUTOMATIC DATA PROCESSING EQUIPMENT	-	-	34,633	-	-	-
DIV 77	ELECTRICAL MACHINERY, APPARATUS AND APPLIANCES, N.E.S. AND ELECTRICAL PARTS THEREOF	1,572,560	-	1,388,321	-	-	-
DIV 79	OTHERS TRANSPORT EQUIPMENT	4,000	-	12,857	-	4,000	-
DIV 83	TRAVEL GOODS, HANDBAGS AND SIMILAR CONTAINERS	-	-	2,531	-	-	-
DIV 84	ARTICLES OF APPAREL AND CLOTHING ACCESSORIES	-	-	2,073	-	-	-
DIV 85	FOOTWEAR	-	-	3,554	-	-	-
DIV 87	PROFESSIONAL, SCIENTIFIC AND CONTROLLING INSTRUMENTS AND APPARATUS, N.E.S.	-	-	362,811	-	-	-
DIV 88	PHOTOGRAPHIC APPARATUS, EQUIPMENT AND SUPPLIED AND OPTICAL GOODS, N.E.S., WATCHES AND CLOCKS	-	-	14,134,465	-	-	-
DIV 89	MISCELLANEOUS MANUFACTURED ARTICLES, N.E.S.	-	-	1,479,345	-	-	-
DIV 93	SPECIAL TRANSACTIONS AND COMMODITIES	1,741	-	145,240	-	1,741	-
SECT 0	FOOD	-	-	324,406	-	-	-
SECT 3	MINERAL FUELS, LUBRICANTS, ETC.	-	-	7,200	-	-	-
SECT 5	CHEMICALS	-	-	19,067,765	-	-	-
SECT 6	MANUFACTURED GOODS	-	-	6,067,735	-	-	-
SECT 7	MACHINERY & TRANSPORT EQUIPMENT	1,600,366	-	27,784,424	-	27,806	-
SECT 8	MISCELLANEOUS MANUFACTURED ARTICLES	-	-	15,984,779	-	-	-
SECT 9	MISCELLANEOUS TRANSACTIONS AND COMMODITIES	1,741	-	145,240	-	1,741	-
	TOTAL - SWITZERLAND	1,602,107	-	69,381,549	-	29,547	-
***	TAIWAN						
GRP 024	CHEESE AND CURD	-	-	15,509	-	-	-
GRP 034	FISH, FRESH(LIVE OR DEAD), CHILLED OR FROZEN	935,026	-	9,321,051	-	-	-
GRP 036	CRUSTACEANS AND MOLLUSCS, FRESH, CHILLED, FROZEN, SALTED OR IN BRINE OR DRIED	20,621,416	-	591,660	-	-	-
GRP 037	FISH, CRUSTACEANS AND MOLLUSCS PREPARED OR PRESERVED, N.E.S.	-	-	37,661	-	-	-
GRP 047	OTHER CEREAL MEALS AND FLOURS	-	-	13,599	-	-	-
GRP 048	CEREAL PREPARATIONS AND PREPARATION OF FLOUR OR STARCH OF FRUITS OR VEGETABLES	-	-	785,813	-	-	-
GRP 054	VEGETABLES, FRESH, CHILLED, FROZEN OR SIMPLY PRESERVED	-	-	4,968	-	-	-
GRP 056	VEGETABLES, ROOT AND TUBERS, PREPARED OR PRESERVED, N.E.S.	-	-	917,832	-	-	-
GRP 057	FRUITS AND NUTS (NOT INCLUDING OIL NUTS), FRESH OR DRIED	-	-	122,641	-	-	-
GRP 058	FRUITS, PRESERVED, AND FRUIT PREPARATIONS (EXCLUDING FRUIT JUICES)	-	-	424,681	-	-	-
GRP 059	FRUIT JUICES (INCLUDING GRAPE MUST) & VEGETABLE JUICES, UNFERMENTED & NOT CONTAINING ADDED SPIRIT, WHETHER / NOT CONTAINING ADDED SUGAR OR OTHER SWEETENING MATTER	-	-	144,439	-	-	-

SARAWAK

JADUAL 20 (SAMB) : NILAI EKSPORT, IMPORT DAN EKSPORT SEMULA MENGIKUT KUMPULAN, BAHAGIAN DAN SEKSYEN BAGI SETIAP NEGARA
 TABLE 20 (CONT'D) : VALUE OF EXPORTS, IMPORTS AND RE-EXPORTS BY GROUPS, DIVISIONS AND SECTIONS FOR EACH COUNTRY

GROUP / DIV / SECT	COUNTRY OF DESTINATION / ORIGIN	EXPORTS & RE-EXPORTS RM F.O.B.		IMPORTS RM C.I.F.		RE-EXPORTS RM F.O.B.	
		JAN - DIS	2020	JAN - DIS	2020	JAN - DIS	2020
GRP 061	SUGARS, MOLASSES AND HONEY	392,959		687,338		86,184	
GRP 062	SUGAR CONFECTIONERY	-		7,984		-	
GRP 071	COFFEE AND COFFEE SUBSTITUTES	-		616,668		-	
GRP 072	COCOA	-		7,315		-	
GRP 073	CHOCOLATE AND OTHER FOOD PREPARATIONS CONTAINING COCOA, N.E.S	-		77,928		-	
GRP 074	TEA AND MATE	-		2,256,641		-	
GRP 075	SPICES	8,918,257		493,388		-	
GRP 081	FEEDING STUFF FOR ANIMALS (NOT INCLUDING UNMILLED CEREALS)	-		3,796,431		-	
GRP 091	MARGARINE AND SHORTENING	303,476		-		-	
GRP 098	EDIBLE PRODUCTS AND PREPARATIONS, N.E.S.	267,746		2,495,873		-	
GRP 111	NON-ALCOHOLIC BEVERAGES, N.E.S.	-		468,305		-	
GRP 112	ALCOHOLIC BEVERAGES	421		-		421	
GRP 122	TOBACCO, MANUFACTURED (WHETHER OR NOT CONTAINING TOBACCO SUBSTITUTES)	105		-		105	
GRP 223	OIL SEEDS AND OLEAGINOUS FRUITS, FOR EXTRACTION OF OTHER FIXED VEGETABLE OILS	-		2,239		-	
GRP 232	SYNTHETIC RUBBER; RECLAIMED RUBBER, WASTE, PARINGS AND SCRAP OF UNHARDENED RUBBER	-		5,887		-	
GRP 245	FUEL WOOD (EXCLUDING WOOD WASTE) AND WOOD CHARCOAL	1,736,992		-		-	
GRP 246	WOOD IN CHIPS OR PARTICLES AND WOOD WASTE	2,463,269		-		-	
GRP 247	WOOD IN THE ROUGH OR ROUGHLY SQUARED	52,357,241		-		-	
GRP 248	WOOD, SIMPLY WORKED, AND RAILWAY SLEEPERS OF WOOD	62,477,239		-		347,113	
GRP 269	WORN CLOTHING AND OTHER WORN TEXTILE ARTICLES ;RAGS	-		1,260,914		-	
GRP 278	OTHER CRUDE MINERALS	5,685		11,477,035		5,685	
GRP 288	NON-FERROUS BASE METAL WASTE AND SCRAP, N.E.S.	-		3,091,835		-	
GRP 292	CRUDE VEGETABLE MATERIALS, N.E.S.	1,723,833		514,409		-	
GRP 334	PETROLEUM PRODUCTS, REFINED	19,412,822		8,260		-	
GRP 335	RESIDUAL PETROLEUM PRODUCTS, N.E.S. AND RELATED MATERIALS	2,960,937		8,793,614		-	
GRP 343	NATURAL GAS, WHETHER OR NOT LIQUEFIED	886,531,440		-		-	
GRP 421	FIXED VEGETABLE OILS, 'SOFT', CRUDE, REFINED OR PURIFIED	-		15,871		-	
GRP 422	OTHER FIXED VEGETABLE OILS, FLUID OR SOLID, CRUDE, REFINED OR PURIFIED	-		91,305		-	
GRP 431	ANIMAL OR VEGETABLE OILS AND FATS, PROCESSED, AND WAXES OF ANIMAL OR VEGETABLE ORIGIN	-		63,412		-	
GRP 512	ALCOHOLS, PHENOLS, PHENOL-ALCOHOLS, AND THEIR DERIVATIVES	-		1,146,312		-	
GRP 513	CARBOXYLIC ACIDS, ANHYDRIDES, HALIDES, PEROXIDES AND PEROXYACIDS AND DERIVATIVES	-		899,081		-	
GRP 514	NITROGEN-FUNCTION COMPOUNDS	-		3,983,377		-	
GRP 516	OTHER ORGANIC CHEMICALS	-		2,092,520		-	
GRP 522	INORGANIC CHEMICAL ELEMENTS, OXIDES AND HALOGEN SALTS	2,599,921		3,763,853		308,042	
GRP 523	METALLIC SALTS AND PEROXSALTS, OF INORGANIC ACIDS	13,038,512		13,153,487		3,415	
GRP 524	OTHER INORGANIC CHEMICALS; ORGANIC AND INORGANIC COMPOUNDS OF PRECIOUS METALS	-		677,629		-	
GRP 532	DYEING AND TANNING EXTRACTS, AND SYNTHETIC TANNING MATERIALS	-		38,108		-	
GRP 533	PIGMENTS, PAINTS, VARNISHES AND RELATED MATERIALS	-		1,525,549		-	
GRP 541	MEDICINAL AND PHARMACEUTICAL PRODUCTS, OTHER THAN MEDICAMENTS OF GROUP 542	-		1,925,463		-	
GRP 542	MEDICAMENTS (INCLUDING VETERINARY MEDICAMENTS)	-		498,084		-	
GRP 553	PERFUMERY, COSMETICS AND TOILET PREPARATIONS	-		137,861		-	
GRP 554	SOAP, CLEANSING AND POLISHING PREPARATIONS	-		9,642		-	
GRP 562	FERTILIZERS, MANUFACTURED	-		3,960,963		-	
GRP 571	POLYMER OF ETHYLENE, IN PRIMARY FORMS	-		589,540		-	
GRP 572	POLYMER OF STYRENE, IN PRIMARY FORMS	-		406,645		-	
GRP 575	OTHER PLASTICS, IN PRIMARY FORMS	37,569		513,991		37,569	
GRP 581	TUBES, PIPES AND HOSES OF PLASTICS	-		314,753		-	
GRP 582	PLATES, SHEETS, FILM, COIL AND STRIP OF PLASTICS	-		9,456,486		-	
GRP 592	STARCHES, INULIN AND WHEAT GLUTEN; ALBUMINOIDAL SUBSTANCES; GLUES	-		37,280		-	
GRP 598	MISCELLANEOUS CHEMICAL PRODUCTS, N.E.S.	52,486,041		868,522		463,876	
GRP 621	MATERIALS OF RUBBER	-		56,643		-	

SARAWAK

JADUAL 20 (SAMB) : NILAI EKSPORT, IMPORT DAN EKSPORT SEMULA MENGIKUT KUMPULAN, BAHAGIAN DAN SEKSYEN BAGI SETIAP NEGARA
 TABLE 20 (CONT'D) : VALUE OF EXPORTS, IMPORTS AND RE-EXPORTS BY GROUPS, DIVISIONS AND SECTIONS FOR EACH COUNTRY

GROUP / DIV / SECT	COUNTRY OF DESTINATION / ORIGIN	EXPORTS & RE-EXPORTS RM F.O.B.		IMPORTS RM C.I.F.		RE-EXPORTS RM F.O.B.	
		JAN - DIS	2020	JAN - DIS	2020	JAN - DIS	2020
GRP 625	RUBBER TYRES, INTERCHANGEABLE TYRE TREADS, INNER TUBES AND TYRE FLABS	-	-	136,148	-	-	-
GRP 629	ARTICLES OF RUBBER, N.E.S	-	-	844,620	-	-	-
GRP 634	VENEERS, PLYWOOD, PARTICLE BOARD, AND OTHER WOOD, WORKED, N.E.S.	140,716,611	-	1,026,651	-	-	-
GRP 635	WOOD MANUFACTURES, N.E.S.	2,826,573	-	-	-	-	-
GRP 641	PAPER AND PAPERBOARD	-	-	31,580	-	-	-
GRP 642	PAPER AND PAPERBOARD, CUT TO SIZE OR SHAPE, AND ARTICLES OF PAPER OR PAPERBOARD	-	-	328,393	-	-	-
GRP 651	TEXTILE YARN	-	-	931,355	-	-	-
GRP 653	FABRICS, WOVEN, OF MAN-MADE TEXTILE MATERIALS (NOT INCLUDING NARROW OR SPECIAL FABRICS)	-	-	26,085	-	-	-
GRP 657	SPECIAL YARNS, TEXTILE FABRICS AND RELATED PRODUCTS	-	-	3,274,975	-	-	-
GRP 658	MADE-UP ARTICLES, WHOLLY OR CHIEFLY OF TEXTILE MATERIALS, N.E.S.	-	-	140,339	-	-	-
GRP 659	FLOOR COVERINGS, ETC.	-	-	6,018	-	-	-
GRP 662	CLAY CONSTRUCTION MATERIALS AND REFRACTORY CONSTRUCTION MATERIALS	514,678	-	-	-	-	-
GRP 663	MINERAL MANUFACTURES, N.E.S.	2,752	-	641,541	-	2,752	-
GRP 664	GLASS	-	-	29,237	-	-	-
GRP 665	GLASSWARE	-	-	377,669	-	-	-
GRP 666	POTTERY	-	-	3,497	-	-	-
GRP 671	PIG IRON, SPIEGELEISEN, SPONGE IRON, IRON OR STEEL GRANULES AND POWDERS AND FERRO-ALLOYS	337,610,151	-	-	-	-	-
GRP 673	FLAT-ROLLED PRODUCTS, OF IRON OR NON-ALLOY STEEL, NOT CLAD, PLATED OR COATED	-	-	40,401,902	-	-	-
GRP 674	FLAT-ROLLED PRODUCTS, OF IRON OR NON-ALLOY STEEL, CLAD, PLATED OR COATED	-	-	78,133,401	-	-	-
GRP 675	FLAT-ROLLED PRODUCTS OF ALLOY STEEL	-	-	3,854,519	-	-	-
GRP 676	IRON AND STEEL BARS, RODS, ANGLES, SHAPES AND SECTIONS (INCLUDING SHEET PILING)	-	-	454,682	-	-	-
GRP 679	TUBES, PIPES AND HOLLOW PROFILES, AND TUBES OR PIPE FITTINGS, OF IRON OR STEEL	2,155	-	82,745	-	2,155	-
GRP 682	COPPER (INCLUDING ALLOYS)	-	-	96,578	-	-	-
GRP 684	ALUMINIUM (INCLUDING ALLOYS)	234,178,340	-	60,336	-	-	-
GRP 685	LEAD (INCLUDING ALLOYS)	-	-	14,211,082	-	-	-
GRP 693	WIRE PRODUCTS (EXCLUDING INSULATED ELECTRICAL WIRING) AND FENCING GRILLS	-	-	721,820	-	-	-
GRP 694	NAILS, SCREWS, NUTS, BOLTS, RIVETS AND THE LIKE, OF IRON, STEEL, COPPER OR ALUMINIUM	21,863	-	357,111	-	21,863	-
GRP 695	TOOLS FOR USE IN THE HAND OR IN MACHINES	44,266	-	1,915,479	-	-	-
GRP 696	CUTLERY	-	-	3,310	-	-	-
GRP 697	HOUSEHOLD EQUIPMENT OF BASE METAL, N.E.S.	-	-	15,598	-	-	-
GRP 699	MANUFACTURES OF BASE METAL, N.E.S.	4,383	-	887,527	-	4,383	-
GRP 713	INTERNAL COMBUSTION PISTON ENGINES, AND PARTS THEREOF, N.E.S.	-	-	616,728	-	-	-
GRP 716	ROTATING ELECTRIC PLANT AND PARTS THEREOF, N.E.S.	-	-	169,670	-	-	-
GRP 718	OTHER POWER GENERATING MACHINERY AND PARTS THEREOF, N.E.S.	11,475	-	130,735	-	11,475	-
GRP 721	AGRICULTURAL MACHINERY (EXCLUDING TRACTORS) AND PARTS THEREOF	-	-	393,027	-	-	-
GRP 723	CIVIL ENGINEERING AND CONTRACTORS' PLANT AND EQUIPMENT	-	-	171,712	-	-	-
GRP 724	TEXTILE AND LEATHER MACHINERY, AND PARTS THEREOF, N.E.S.	-	-	6,129	-	-	-
GRP 725	PAPER MILL AND PULP MILL MACHINERY, PAPER CUTTING MACHINES AND OTHER MACHINERY FOR THE MANUFACTURE OF PAPER ARTICLES; PARTS THEREOF	-	-	37,366	-	-	-
GRP 726	PRINTING AND BOOKBINDING MACHINERY, AND PARTS THEREOF	-	-	4,558	-	-	-
GRP 727	FOOD-PROCESSING MACHINES (EXCLUDING DOMESTIC)	-	-	1,868,900	-	-	-
GRP 728	OTHER MACHINERY AND EQUIPMENT SPECIALIZED FOR PARTICULAR INDUSTRIES, AND PARTS THEREOF, N.E.S.	1,315,441	-	20,529,329	-	1,315,441	-
GRP 731	MACHINE-TOOLS WORKING BY REMOVING METAL OR OTHER MATERIAL	-	-	6,880,298	-	-	-
GRP 733	MACHINE-TOOLS FOR WORKING METAL, SINTERED METAL CARBIDES OF CERMETS, WITHOUT REMOVING MATERIAL	-	-	55,168	-	-	-
GRP 735	PARTS, NES AND ACCESSORIES FOR USE WITH MACHINES FALLING WITHIN HEADING 731 AND 733	-	-	44,145	-	-	-

SARAWAK

JADUAL 20 (SAMB) : NILAI EKSPORT, IMPORT DAN EKSPORT SEMULA MENGIKUT KUMPULAN, BAHAGIAN DAN SEKSYEN BAGI SETIAP NEGARA
 TABLE 20 (CONT'D) : VALUE OF EXPORTS, IMPORTS AND RE-EXPORTS BY GROUPS, DIVISIONS AND SECTIONS FOR EACH COUNTRY

GROUP / DIV / SECT	COUNTRY OF DESTINATION / ORIGIN	EXPORTS & RE-EXPORTS RM F.O.B.		IMPORTS RM C.I.F.		RE-EXPORTS RM F.O.B.	
		JAN - DIS	2020	JAN - DIS	2020	JAN - DIS	2020
GRP 737	METALWORKING MACHINERY (OTHER THAN MACHINE- TOOLS), AND PARTS THEROF, N.E.S.	-	-	4,634,829	-	-	-
GRP 741	HEATING AND COOLING EQUIPMENT AND PARTS THEREOF, N.E.S.	-	-	1,397,315	-	-	-
GRP 742	PUMPS FOR LIQUIDS, LIQUID ELEVATORS AND PARTS	-	-	1,839,924	-	-	-
GRP 743	PUMPS (OTHER THAN PUMPS FOR LIQUIDS) AND COMPRESSORS AND FANS; CENTRIFUGES; FILTERING OR PURIFYING APPARATUS; AND PARTS THEREOF	-	-	2,511,869	-	-	-
GRP 744	MECHANICAL HANDLING EQUIPMENT, AND PARTS THEREOF, N.E.S.	10,260	-	1,349,569	-	10,260	-
GRP 745	OTHER NON-ELECTRICAL MACHINERY, TOOLS AND MECHANICAL APPARATUS, AND PARTS THEREOF, N.E.S.	-	-	713,276	-	-	-
GRP 746	BALL OR ROLLER BEARINGS	-	-	234,766	-	-	-
GRP 747	TAPS, COCKS, VALVES AND SIMILAR APPLIANCE	-	-	192,700	-	-	-
GRP 748	TRANSMISSION SHAFTS AND CRANKS; BEARING HOUSINGS AND PARTS THEREOF	-	-	1,208,849	-	-	-
GRP 749	NON-ELECTRIC PARTS AND ACCESSORIES OF MACHINERY, N.E.S.	-	-	388,872	-	-	-
GRP 751	OFFICE MACHINES	-	-	29,336	-	-	-
GRP 752	AUTOMATIC DATA PROCESSING MACHINES AND UNITS THEREOF	-	-	18,881	-	-	-
GRP 759	PARTS AND ACCESSORIES FOR USE WITHIN GROUPS 751 AND 752	3,000	-	60,915	-	3,000	-
GRP 761	TELEVISION RECEIVERS WITH RADIO-BROADCAST RECEIVERS, SOUND RECORDERS OR REPRODUCERS	-	-	776,621	-	-	-
GRP 764	TELECOMMUNICATIONS EQUIPMENTS, N.E.S.; THEIR PARTS, AND ACCESSORIES USED IN DIVISION 76	-	-	358,062	-	-	-
GRP 771	ELECTRIC POWER MACHINERY (OTHER THAN ROTATING ELECTRIC PLANT), AND PARTS THEREOF	-	-	9,585,572	-	-	-
GRP 772	ELECTRICAL APPARATUS, RESISTOR, SWITCHBOARD AND CONTROL PANELS N.E.S., AND PARTS N.E.S.	17,736	-	575,285	-	17,736	-
GRP 773	EQUIPMENT FOR DISTRIBUTING ELECTRICITY, N.E.S.	16,212	-	193,367	-	16,212	-
GRP 774	ELECTRO-DIAGNOSTIC APPARATUS FOR MEDICAL, SURGICAL, DENTAL OR VETERINARY SCIENCES AND RADIOLOGICAL APPARATUS	-	-	1,161,353	-	-	-
GRP 775	HOUSEHOLD TYPE, ELECTRICAL AND NON-ELECTRICAL EQUIPMENT, N.E.S.	-	-	8,312	-	-	-
GRP 776	THERMIONIC VALVES AND TUBES; PHOTOCELLS; ETC., AND PARTS THEREOF, N.E.S.	128,373,449	-	6,373,422	-	4,043,696	-
GRP 778	ELECTRICAL MACHINERY AND APPARATUS, N.E.S.	404,457,629	-	1,195,593	-	26,246	-
GRP 784	PARTS AND ACCESSORIES, OF THE MOTOR VEHICLES FALLING WITHIN HEADING 722, 781, 782 OR 783	-	-	755,872	-	-	-
GRP 785	MOTORCYCLES, AND CYCLES, MOTORIZED AND NON-MOTORIZED; INVALID CARRIAGES	-	-	24,514	-	-	-
GRP 786	TRAILERS AND SEMI-TRAILERS; OTHER VEHICLES, NOT MECHANICALLY PROPELLED; SPECIALLY DESIGNED AND EQUIPPED TRANSPORT CONTAINERS	-	-	67,260	-	-	-
GRP 792	AIRCRAFT AND ASSOCIATED EQUIPMENT, SPACECRAFTS AND SPACECRAFT LAUNCH VEHICLES AND PARTS	-	-	13,305	-	-	-
GRP 793	SHIPS, BOATS (INCLUDING HOVERCRAFT) AND FLOATING STRUCTURES	19,222,224	-	54,126	-	-	-
GRP 812	SANITARY, PLUMBING AND HEATING FIXTURES AND FITTINGS, N.E.S.	-	-	39,605	-	-	-
GRP 813	LIGHTING FIXTURES AND FITTINGS, N.E.S.	-	-	10,189	-	-	-
GRP 821	FURNITURE AND PARTS THEREOF	2,256,995	-	47,479	-	207,237	-
GRP 831	TRAVEL GOODS, HANDBAGS AND SIMILAR CONTAINERS	-	-	5,842	-	-	-
GRP 842	WOMEN'S AND GIRLS' COATS, CAPES, JACKETS, SUITS, BLAZERS, TROUSERS, SHORTS AND SIMILAR ARTICLES OF TEXTILE FABRICS, NOT KNITTED OR CROCHETED	-	-	31,720	-	-	-
GRP 846	CLOTHING ACCESSORIES, OF TEXTILE FABRICS, WHETHER OR NOT KNITTED OR CROCHETED	-	-	16,764	-	-	-
GRP 848	ARTICLES OF APPAREL AND CLOTHING ACCESSORIES OF OTHER THAN TEXTILE FABRICS, HEADGEAR OF ALL MATERIALS	-	-	273,669	-	-	-
GRP 851	FOOTWEAR	-	-	46,661	-	-	-
GRP 872	MEDICAL INSTRUMENTS AND APPLIANCES, N.E.S.	-	-	1,687,249	-	-	-
GRP 873	METERS AND COUNTERS, N.E.S.	-	-	12,910	-	-	-
GRP 874	MEASURING, CHECKING, ANALYSING AND CONTROLLING INSTRUMENTS AND APPARATUS N.E.S.	294,514	-	1,011,670	-	294,514	-
GRP 884	OPTICAL GOODS, N.E.S.	-	-	3,057	-	-	-
GRP 885	WATCHES AND CLOCKS	-	-	9,632	-	-	-
GRP 892	PRINTED MATTER	-	-	79,226	-	-	-

SARAWAK

JADUAL 20 (SAMB) : NILAI EKSPORT, IMPORT DAN EKSPORT SEMULA MENGIKUT KUMPULAN, BAHAGIAN DAN SEKSYEN BAGI SETIAP NEGARA
 TABLE 20 (CONT'D) : VALUE OF EXPORTS, IMPORTS AND RE-EXPORTS BY GROUPS, DIVISIONS AND SECTIONS FOR EACH COUNTRY

GROUP / DIV / SECT	COUNTRY OF DESTINATION / ORIGIN	EXPORTS & RE-EXPORTS RM F.O.B.		IMPORTS RM C.I.F.		RE-EXPORTS RM F.O.B.	
		JAN - DIS	2020	JAN - DIS	2020	JAN - DIS	2020
GRP 893	ARTICLES, NES OF PLASTICS	5,985		440,222		5,985	
GRP 894	BABY CARRIAGES, TOYS, GAMES AND SPORTING GOODS	-		60,460		-	
GRP 895	OFFICE AND STATIONARY SUPPLIES, N.E.S.	-		47,316		-	
GRP 897	JEWELLERY, GOLDSMITHS' AND SILVERSMITHS' WARES AND OTHER ARTICLES OF PRECIOUS OR SEMI-PRECIOUS MATERIALS, N.E.S.	-		2,648		-	
GRP 898	MUSICAL INSTRUMENTS AND PARTS AND ACCESSORIES THEREOF	-		253,925		-	
GRP 899	MISCELLANEOUS MANUFACTURED ARTICLES, N.E.S.	-		318,856		-	
GRP 931	SPECIAL TRANSACTIONS AND COMMODITIES	271,919		2,507,624		54,653	
DIV 02	DAIRY PRODUCT AND BIRDS EGGS	-		15,509		-	
DIV 03	FISH, CRUSTACEANS AND MOLLUSCS, AND PREPARATIONS THEREOF	21,556,442		9,950,372		-	
DIV 04	CEREALS AND CEREAL PREPARATIONS	-		799,412		-	
DIV 05	VEGETABLES AND FRUITS	-		1,614,561		-	
DIV 06	SUGARS, SUGAR PREPARATIONS AND HONEY	392,959		695,322		86,184	
DIV 07	COFFEE, TEA, COCOA, SPICES, AND MANUFACTURES THEREOF	8,918,257		3,451,940		-	
DIV 08	FEEDING STUFF FOR ANIMALS (NOT INCLUDING UNMILLED CEREALS)	-		3,796,431		-	
DIV 09	MISCELLANEOUS EDIBLE PRODUCTS AND PREPARATIONS	571,222		2,495,873		-	
DIV 11	BEVERAGES	421		468,305		421	
DIV 12	TOBACCO AND TOBACCO MANUFACTURES THEREOF	105		-		105	
DIV 22	OIL SEEDS AND OLEAGINOUS FRUITS	-		2,239		-	
DIV 23	CRUDE RUBBER (INCLUDING SYNTHETIC AND RECLAIMED)	-		5,887		-	
DIV 24	CORK AND WOOD	119,034,741		-		347,113	
DIV 26	TEXTILE FIBRES(OTHER THAN WOOL TOPS) AND THEIR WASTES (NOT MANUFACTURED INTO YARN OR FABRICS)	-		1,260,914		-	
DIV 27	CRUDE FERTILIZERS AND CRUDE MINERALS (EXCLUDING COAL, PETROLEUM AND PRECIOUS STONES)	5,685		11,477,035		5,685	
DIV 28	METALLIFEROUS ORES AND METAL SCRAP	-		3,091,835		-	
DIV 29	CRUDE ANIMAL AND VEGETABLE MATERIALS, N.E.S.	1,723,833		514,409		-	
DIV 33	PETROLEUM, PETROLEUM PRODUCTS AND RELATED MATERIALS	22,373,759		8,801,874		-	
DIV 34	GAS, NATURAL AND MANUFACTURED	886,531,440		-		-	
DIV 42	FIXED VEGETABLE OILS AND FATS, CRUDE, REFINED OR FRACTIONATED	-		107,176		-	
DIV 43	ANIMAL OR VEGETABLE OILS AND FATS, PROCESSED, AND WAXES OF ANIMAL OR VEGETABLE ORIGIN	-		63,412		-	
DIV 51	ORGANIC CHEMICALS	-		8,121,290		-	
DIV 52	INORGANIC CHEMICALS	15,638,433		17,594,969		311,457	
DIV 53	DYEING, TANNING AND COLOURING MATERIALS	-		1,563,657		-	
DIV 54	MEDICINAL AND PHARMACEUTICAL PRODUCTS	-		2,423,547		-	
DIV 55	ESSENTIAL OILS AND RESINOIDS AND PERFUME MATERIALS; TOILET, POLISHING AND CLEANSING PREPARATIONS	-		147,503		-	
DIV 56	FERTILIZERS, MANUFACTURED	-		3,960,963		-	
DIV 57	PLASTICS IN PRIMARY FORMS	37,569		1,510,176		37,569	
DIV 58	PLASTICS IN NON-PRIMARY FORMS	-		9,771,239		-	
DIV 59	CHEMICAL MATERIALS AND PRODUCTS, N.E.S.	52,486,041		905,802		463,876	
DIV 62	RUBBER MANUFACTURES, N.E.S.	-		1,037,411		-	
DIV 63	CORK AND WOOD MANUFACTURES (EXCLUDING FURNITURE)	143,543,184		1,026,651		-	
DIV 64	PAPER, PAPERBOARD, AND ARTICLES OF PAPER PULP, OF PAPER OR PAPERBOARD	-		359,973		-	
DIV 65	TEXTILE YARN, FABRICS, MADE-UP ARICLES, N.E.S. AND RELATED PRODUCTS	-		4,378,772		-	
DIV 66	NON-METALLIC MINERAL MANUFACTURES N.E.S.	517,430		1,051,944		2,752	
DIV 67	IRON AND STEEL	337,612,306		122,927,249		2,155	
DIV 68	NON-FERROUS METALS	234,178,340		14,367,996		-	
DIV 69	MANUFACTURES OF METAL, N.E.S.	70,512		3,900,845		26,246	
DIV 71	POWER GENERATING MACHINERY AND EQUIPMENT	11,475		917,133		11,475	
DIV 72	MACHINERY SPECIALIZED FOR PARTICULAR INDUSTRIES	1,315,441		23,011,021		1,315,441	
DIV 73	METALWORKING MACHINERY	-		11,614,440		-	
DIV 74	GENERAL INDUSTRIAL MACHINERY AND EQUIPMENT, N.E.S. AND MACHINE PARTS, N.E.S.	10,260		9,837,140		10,260	
DIV 75	OFFICE MACHINES AND AUTOMATIC DATA PROCESSING EQUIPMENT	3,000		109,132		3,000	

SARAWAK

JADUAL 20 (SAMB) : NILAI EKSPORT, IMPORT DAN EKSPORT SEMULA MENGIKUT KUMPULAN, BAHAGIAN DAN SEKSYEN BAGI SETIAP NEGARA
 TABLE 20 (CONT'D) : VALUE OF EXPORTS, IMPORTS AND RE-EXPORTS BY GROUPS, DIVISIONS AND SECTIONS FOR EACH COUNTRY

GROUP / DIV / SECT	COUNTRY OF DESTINATION / ORIGIN	EXPORTS & RE-EXPORTS RM F.O.B.		IMPORTS RM C.I.F.		RE-EXPORTS RM F.O.B.	
		JAN - DIS	2020	JAN - DIS	2020	JAN - DIS	2020
DIV 76	TELECOMMUNICATIONS AND SOUND RECORDING AND REPRODUCING APPARATUS AND EQUIPMENT		-	1,134,683			-
DIV 77	ELECTRICAL MACHINERY, APPARATUS AND APPLIANCES, N.E.S. AND ELECTRICAL PARTS THEREOF	532,865,026		19,092,904		4,103,890	
DIV 78	ROAD VEHICLES (INCLUDING AIR - CUSHION VEHICLES)		-	847,646			-
DIV 79	OTHERS TRANSPORT EQUIPMENT	19,222,224		67,431			-
DIV 81	PREFABRICATED BUILDINGS, SANITARY, PLUMBING, HEATING AND LIGHTING FIXTURES AND FITTINGS, N.E.S.		-	49,794			-
DIV 82	FURNITURE AND PARTS THEREOF	2,256,995		47,479		207,237	
DIV 83	TRAVEL GOODS, HANDBAGS AND SIMILAR CONTAINERS		-	5,842			-
DIV 84	ARTICLES OF APPAREL AND CLOTHING ACCESSORIES		-	322,153			-
DIV 85	FOOTWEAR		-	46,661			-
DIV 87	PROFESSIONAL, SCIENTIFIC AND CONTROLLING INSTRUMENTS AND APPARATUS, N.E.S.	294,514		2,711,829		294,514	
DIV 88	PHOTOGRAPHIC APPARATUS, EQUIPMENT AND SUPPLIED AND OPTICAL GOODS, N.E.S., WATCHES AND CLOCKS		-	12,689			-
DIV 89	MISCELLANEOUS MANUFACTURED ARTICLES, N.E.S.	5,985		1,202,653		5,985	
DIV 93	SPECIAL TRANSACTIONS AND COMMODITIES	271,919		2,507,624		54,653	
SECT 0	FOOD	31,438,880		22,819,420		86,184	
SECT 1	BEVERAGES AND TOBACCO		526	468,305		526	
SECT 2	CRUDE MATERIALS, INEDIBLE	120,764,259		16,352,319		352,798	
SECT 3	MINERAL FUELS, LUBRICANTS, ETC.	908,905,199		8,801,874			-
SECT 4	ANIMAL AND VEGETABLE OILS AND FATS		-	170,588			-
SECT 5	CHEMICALS	68,162,043		45,999,146		812,902	
SECT 6	MANUFACTURED GOODS	715,921,772		149,050,841		31,153	
SECT 7	MACHINERY & TRANSPORT EQUIPMENT	553,427,426		66,631,530		5,444,066	
SECT 8	MISCELLANEOUS MANUFACTURED ARTICLES	2,557,494		4,399,100		507,736	
SECT 9	MISCELLANEOUS TRANSACTIONS AND COMMODITIES	271,919		2,507,624		54,653	
	TOTAL - TAIWAN	2,401,449,518		317,200,747		7,290,018	
***	TANZANIA, UNITED REP. OF						
GRP 598	MISCELLANEOUS CHEMICAL PRODUCTS, N.E.S.	116,064		-		116,064	
DIV 59	CHEMICAL MATERIALS AND PRODUCTS, N.E.S.	116,064		-		116,064	
SECT 5	CHEMICALS	116,064		-		116,064	
	TOTAL - TANZANIA, UNITED REP. OF	116,064		-		116,064	
***	THAILAND						
GRP 022	MILK AND CREAM AND MILK PRODUCTS OTHER THAN BUTTER OR CHEESE		-	3,195,897			-
GRP 034	FISH, FRESH(LIVE OR DEAD), CHILLED OR FROZEN	2,264,090		-			-
GRP 035	FISH, DRIED, SALTED OR IN BRINE;SMOKED FISH		-	1,362,172			-
GRP 036	CRUSTACEANS AND MOLLUSCS, FRESH, CHILLED, FROZEN, SALTED OR IN BRINE OR DRIED	465,583		1,016,788			-
GRP 037	FISH, CRUSTACEANS AND MOLLUSCS PREPARED OR PRESERVED, N.E.S.		-	10,411,173			-
GRP 042	RICE		-	31,887,768			-
GRP 044	MAIZE (NOT INCLUDING SWEET CORN), UNMILLED		-	226,251			-
GRP 047	OTHER CEREAL MEALS AND FLOURS		-	16,537,847			-
GRP 048	CEREAL PREPARATIONS AND PREPARATION OF FLOUR OR STARCH OF FRUITS OR VEGETABLES		-	3,280,921			-
GRP 054	VEGETABLES, FRESH, CHILLED, FROZEN OR SIMPLY PRESERVED	944,415		14,162,037		944,415	
GRP 056	VEGETABLES, ROOT AND TUBERS, PREPARED OR PRESERVED, N.E.S.		-	9,452,866			-
GRP 057	FRUITS AND NUTS (NOT INCLUDING OIL NUTS), FRESH OR DRIED		-	8,891,868			-
GRP 058	FRUITS, PRESERVED, AND FRUIT PREPARATIONS (EXCLUDING FRUIT JUICES)		-	4,777,753			-
GRP 059	FRUIT JUICES (INCLUDING GRAPE MUST) & VEGETABLE JUICES, UNFERMENTED & NOT CONTAINING ADDED SPIRIT,WHETHER / NOT CONTAINING ADDED SUGAR OR OTHER SWEETENING MATTER		-	3,858,892			-
GRP 061	SUGARS, MOLASSES AND HONEY		-	6,703,400			-

SARAWAK

JADUAL 20 (SAMB) : NILAI EKSPORT, IMPORT DAN EKSPORT SEMULA MENGIKUT KUMPULAN, BAHAGIAN DAN SEKSYEN BAGI SETIAP NEGARA
 TABLE 20 (CONT'D) : VALUE OF EXPORTS, IMPORTS AND RE-EXPORTS BY GROUPS, DIVISIONS AND SECTIONS FOR EACH COUNTRY

GROUP / DIV / SECT	COUNTRY OF DESTINATION / ORIGIN	EXPORTS & RE-EXPORTS RM F.O.B.		IMPORTS RM C.I.F.		RE-EXPORTS RM F.O.B.	
		JAN - DIS	2020	JAN - DIS	2020	JAN - DIS	2020
GRP 062	SUGAR CONFECTIONERY	-	-	123,469	-	-	-
GRP 074	TEA AND MATE	-	-	142,858	-	-	-
GRP 075	SPICES	705,625	-	120,781	-	-	-
GRP 081	FEEDING STUFF FOR ANIMALS (NOT INCLUDING UNMILLED CEREALS)	5,944,469	-	25,326,266	-	-	-
GRP 091	MARGARINE AND SHORTENING	945,614	-	-	-	-	-
GRP 098	EDIBLE PRODUCTS AND PREPARATIONS, N.E.S.	-	-	4,924,611	-	-	-
GRP 111	NON-ALCOHOLIC BEVERAGES, N.E.S.	-	-	4,459,053	-	-	-
GRP 112	ALCOHOLIC BEVERAGES	309	-	14,678	-	309	-
GRP 248	WOOD, SIMPLY WORKED, AND RAILWAY SLEEPERS OF WOOD	42,031,638	-	-	-	-	-
GRP 266	SYNTHETIC FIBRES SUITABLE FOR SPINNING	-	-	38,370	-	-	-
GRP 273	STONE, SAND AND GRAVEL	-	-	7,807,199	-	-	-
GRP 278	OTHER CRUDE MINERALS	-	-	1,676,979	-	-	-
GRP 282	FERROUS WASTE AND SCRAP; REMELTING INGOTS OF IRON OR STEEL	4,242,124	-	84,116	-	-	-
GRP 288	NON-FERROUS BASE METAL WASTE AND SCRAP, N.E.S.	-	-	1,103,758	-	-	-
GRP 291	CRUDE ANIMAL MATERIALS, N.E.S.	457,250	-	-	-	-	-
GRP 292	CRUDE VEGETABLE MATERIALS, N.E.S.	4,847,224	-	2,273,048	-	-	-
GRP 333	PETROLEUM OILS, CRUDE, AND CRUDE OILS OBTAINED FROM BITUMINOUS MINERALS	372,762,461	-	-	-	-	-
GRP 334	PETROLEUM PRODUCTS, REFINED	16,128,920	-	3,810,248	-	11,387	-
GRP 335	RESIDUAL PETROLEUM PRODUCTS, N.E.S. AND RELATED MATERIALS	16,895,281	-	-	-	-	-
GRP 343	NATURAL GAS, WHETHER OR NOT LIQUEFIED	1,149,399,571	-	-	-	-	-
GRP 421	FIXED VEGETABLE OILS, 'SOFT', CRUDE, REFINED OR PURIFIED	-	-	3,702	-	-	-
GRP 512	ALCOHOLS, PHENOLS, PHENOL-ALCOHOLS, AND THEIR DERIVATIVES	633,795	-	70,335	-	-	-
GRP 513	CARBOXYLIC ACIDS, ANHYDRIDES, HALIDES, PEROXIDES AND PEROXYACIDS AND DERIVATIVES	-	-	165,773	-	-	-
GRP 514	NITROGEN-FUNCTION COMPOUNDS	-	-	9,796	-	-	-
GRP 516	OTHER ORGANIC CHEMICALS	-	-	257,004	-	-	-
GRP 522	INORGANIC CHEMICAL ELEMENTS, OXIDES AND HALOGEN SALTS	3,421,390	-	1,271,428	-	868,977	-
GRP 523	METALLIC SALTS AND PEROXSALTS, OF INORGANIC ACIDS	-	-	1,571,413	-	-	-
GRP 524	OTHER INORGANIC CHEMICALS; ORGANIC AND INORGANIC COMPOUNDS OF PRECIOUS METALS	19,793	-	221,540	-	19,793	-
GRP 533	PIGMENTS, PAINTS, VARNISHES AND RELATED MATERIALS	-	-	1,945,433	-	-	-
GRP 541	MEDICINAL AND PHARMACEUTICAL PRODUCTS, OTHER THAN MEDICAMENTS OF GROUP 542	-	-	829,080	-	-	-
GRP 542	MEDICAMENTS (INCLUDING VETERINARY MEDICAMENTS)	-	-	38,957	-	-	-
GRP 551	ESSENTIAL OILS, PERFUME AND FLAVOUR MATERIALS	-	-	17,981	-	-	-
GRP 553	PERFUMERY, COSMETICS AND TOILET PREPARATIONS	-	-	90,184	-	-	-
GRP 554	SOAP, CLEANSING AND POLISHING PREPARATIONS	-	-	1,332,176	-	-	-
GRP 562	FERTILIZERS, MANUFACTURED	103,706,497	-	96,185	-	7,725,027	-
GRP 571	POLYMER OF ETHYLENE, IN PRIMARY FORMS	-	-	42,091,874	-	-	-
GRP 572	POLYMER OF STYRENE, IN PRIMARY FORMS	-	-	265,334	-	-	-
GRP 573	POLYMERS OF VINYL CHLORIDE, IN PRIMARY FORMS	-	-	5,772,488	-	-	-
GRP 574	POLYACETALS, OTHER POLYETHERS AND EPOXIDE RESINS, IN PRIMARY FORMS	-	-	161,687	-	-	-
GRP 575	OTHER PLASTICS, IN PRIMARY FORMS	-	-	1,027,538	-	-	-
GRP 581	TUBES, PIPES AND HOSES OF PLASTICS	-	-	6,963	-	-	-
GRP 582	PLATES, SHEETS, FILM, COIL AND STRIP OF PLASTICS	-	-	7,468,144	-	-	-
GRP 591	DISINFECTANTS, INSECTICIDES, FUNGICIDES, WEED KILLERS, ANTI-SPROUTING PRODUCTS, ETC.	-	-	460,838	-	-	-
GRP 592	STARCHES, INULIN AND WHEAT GLUTEN; ALBUMINOIDAL SUBSTANCES; GLUES	3,632,408	-	3,146,570	-	-	-
GRP 597	PREPARED ADDITIVES FOR MINERAL OILS; LUBRICATING PREPARATIONS	-	-	453,353	-	-	-
GRP 598	MISCELLANEOUS CHEMICAL PRODUCTS, N.E.S.	9,238,713	-	4,782,534	-	3,950,837	-
GRP 621	MATERIALS OF RUBBER	-	-	155,833	-	-	-
GRP 625	RUBBER TYRES, INTERCHANGEABLE TYRE TREADS, INNER TUBES AND TYRE FLABS	-	-	54,865,033	-	-	-
GRP 629	ARTICLES OF RUBBER, N.E.S.	-	-	1,132,054	-	-	-
GRP 634	VENEERS, PLYWOOD, PARTICLE BOARD, AND OTHER WOOD, WORKED, N.E.S.	12,481,685	-	-	-	-	-
GRP 635	WOOD MANUFACTURES, N.E.S.	159,057	-	-	-	6,799	-

SARAWAK

JADUAL 20 (SAMB) : NILAI EKSPORT, IMPORT DAN EKSPORT SEMULA MENGIKUT KUMPULAN, BAHAGIAN DAN SEKSYEN BAGI SETIAP NEGARA
 TABLE 20 (CONT'D) : VALUE OF EXPORTS, IMPORTS AND RE-EXPORTS BY GROUPS, DIVISIONS AND SECTIONS FOR EACH COUNTRY

GROUP / DIV / SECT	COUNTRY OF DESTINATION / ORIGIN	EXPORTS & RE-EXPORTS RM F.O.B.		IMPORTS RM C.I.F.		RE-EXPORTS RM F.O.B.	
		JAN - DIS	2020	JAN - DIS	2020	JAN - DIS	2020
GRP 641	PAPER AND PAPERBOARD	-	-	19,764,070	-	-	-
GRP 642	PAPER AND PAPERBOARD, CUT TO SIZE OR SHAPE, AND ARTICLES OF PAPER OR PAPERBOARD	185,889	-	5,249,523	-	-	-
GRP 657	SPECIAL YARNS, TEXTILE FABRICS AND RELATED PRODUCTS	-	-	3,502,961	-	-	-
GRP 658	MADE-UP ARTICLES, WHOLLY OR CHIEFLY OF TEXTILE MATERIALS, N.E.S.	-	-	60,746	-	-	-
GRP 659	FLOOR COVERINGS, ETC.	-	-	5,015	-	-	-
GRP 661	LIME, CEMENT, AND FABRICATED CONSTRUCTION MATERIALS (EXCEPT GLASS AND CLAY MATERIALS)	-	-	15,410,491	-	-	-
GRP 662	CLAY CONSTRUCTION MATERIALS AND REFRACTORY CONSTRUCTION MATERIALS	5,903	-	440,371	-	-	-
GRP 663	MINERAL MANUFACTURES, N.E.S.	3,745	-	1,383,047	-	3,745	-
GRP 664	GLASS	-	-	2,065,600	-	-	-
GRP 665	GLASSWARE	21,007	-	149,747	-	21,007	-
GRP 666	POTTERY	-	-	12,400	-	-	-
GRP 671	PIG IRON, SPIEGELEISEN, SPONGE IRON, IRON OR STEEL GRANULES AND POWDERS AND FERRO-ALLOYS	59,616,708	-	31,700	-	-	-
GRP 676	IRON AND STEEL BARS, RODS, ANGLES, SHAPES AND SECTIONS (INCLUDING SHEET PILING)	-	-	163,262	-	-	-
GRP 677	RAILS AND RAILWAY TRACK CONSTRUCTION MATERIAL, OF IRON OR STEEL	-	-	54,711	-	-	-
GRP 679	TUBES, PIPES AND HOLLOW PROFILES, AND TUBES OR PIPE FITTINGS, OF IRON OR STEEL	-	-	69,223	-	-	-
GRP 682	COPPER (INCLUDING ALLOYS)	118,265	-	226,890	-	-	-
GRP 684	ALUMINIUM (INCLUDING ALLOYS)	298,377,323	-	994,813	-	-	-
GRP 685	LEAD (INCLUDING ALLOYS)	-	-	736,331	-	-	-
GRP 691	STRUCTURES AND PARTS OF STRUCTURES, N.E.S., OF IRON, STEEL OR ALUMINIUM	-	-	966,384	-	-	-
GRP 693	WIRE PRODUCTS (EXCLUDING INSULATED ELECTRICAL WIRING) AND FENCING GRILLS	-	-	379,979	-	-	-
GRP 694	NAILS, SCREWS, NUTS, BOLTS, RIVETS AND THE LIKE, OF IRON, STEEL, COPPER OR ALUMINIUM	29,218	-	22,884	-	29,218	-
GRP 695	TOOLS FOR USE IN THE HAND OR IN MACHINES	-	-	401,517	-	-	-
GRP 697	HOUSEHOLD EQUIPMENT OF BASE METAL, N.E.S.	-	-	86,019	-	-	-
GRP 699	MANUFACTURES OF BASE METAL, N.E.S.	10,524	-	7,101,548	-	10,524	-
GRP 713	INTERNAL COMBUSTION PISTON ENGINES, AND PARTS THEREOF, N.E.S.	29,715	-	482,558	-	29,715	-
GRP 716	ROTATING ELECTRIC PLANT AND PARTS THEREOF, N.E.S.	-	-	20,008	-	-	-
GRP 718	OTHER POWER GENERATING MACHINERY AND PARTS THEREOF, N.E.S.	-	-	8,681	-	-	-
GRP 721	AGRICULTURAL MACHINERY (EXCLUDING TRACTORS) AND PARTS THEREOF	-	-	67,727	-	-	-
GRP 722	TRACTORS, WHETHER OR NOT FITTED WITH POWER TAKE OFFS, WINCHES OR PULLEYS	-	-	1,210,333	-	-	-
GRP 723	CIVIL ENGINEERING AND CONTRACTORS' PLANT AND EQUIPMENT	113,366	-	27,767,613	-	113,366	-
GRP 724	TEXTILE AND LEATHER MACHINERY, AND PARTS THEREOF, N.E.S.	-	-	3,223,692	-	-	-
GRP 725	PAPER MILL AND PULP MILL MACHINERY, PAPER CUTTING MACHINES AND OTHER MACHINERY FOR THE MANUFACTURE OF PAPER ARTICLES; PARTS THEREOF	74,260	-	150,021	-	74,260	-
GRP 728	OTHER MACHINERY AND EQUIPMENT SPECIALIZED FOR PARTICULAR INDUSTRIES, AND PARTS THEREOF, N.E.S.	1,138,031	-	3,518,170	-	1,138,031	-
GRP 731	MACHINE-TOOLS WORKING BY REMOVING METAL OR OTHER MATERIAL	-	-	8,320	-	-	-
GRP 735	PARTS, NES AND ACCESSORIES FOR USE WITH MACHINES FALLING WITHIN HEADING 731 AND 733	22,969	-	-	-	22,969	-
GRP 737	METALWORKING MACHINERY (OTHER THAN MACHINE- TOOLS), AND PARTS THEROF, N.E.S.	-	-	8,175	-	-	-
GRP 741	HEATING AND COOLING EQUIPMENT AND PARTS THEREOF, N.E.S.	98,670	-	5,263,971	-	98,670	-
GRP 742	PUMPS FOR LIQUIDS, LIQUID ELEVATORS AND PARTS	25,753	-	33,523	-	25,753	-
GRP 743	PUMPS (OTHER THAN PUMPS FOR LIQUIDS) AND COMPRESSORS AND FANS; CENTRIFUGES; FILTERING OR PURIFYING APPARATUS; AND PARTS THEREOF	28,262	-	1,592,574	-	28,262	-
GRP 744	MECHANICAL HANDLING EQUIPMENT, AND PARTS THEREOF, N.E.S.	495,857	-	2,949,668	-	495,857	-
GRP 745	OTHER NON-ELECTRICAL MACHINERY, TOOLS AND MECHANICAL APPARATUS, AND PARTS THEREOF, N.E.S.	-	-	122,153	-	-	-
GRP 746	BALL OR ROLLER BEARINGS	24,326	-	65,787	-	24,326	-
GRP 747	TAPS, COCKS, VALVES AND SIMILAR APPLIANCE	31,998	-	142,001	-	31,998	-

SARAWAK

JADUAL 20 (SAMB) : NILAI EKSPORT, IMPORT DAN EKSPORT SEMULA MENGIKUT KUMPULAN, BAHAGIAN DAN SEKSYEN BAGI SETIAP NEGARA
 TABLE 20 (CONT'D) : VALUE OF EXPORTS, IMPORTS AND RE-EXPORTS BY GROUPS, DIVISIONS AND SECTIONS FOR EACH COUNTRY

GROUP / DIV / SECT	COUNTRY OF DESTINATION / ORIGIN	EXPORTS & RE-EXPORTS RM F.O.B.		IMPORTS RM C.I.F.		RE-EXPORTS RM F.O.B.	
		JAN - DIS	2020	JAN - DIS	2020	JAN - DIS	2020
GRP 748	TRANSMISSION SHAFTS AND CRANKS; BEARING HOUSINGS AND PARTS THEREOF	31,835		757,477		31,835	
GRP 749	NON-ELECTRIC PARTS AND ACCESSORIES OF MACHINERY, N.E.S.	31,978		122,488		31,978	
GRP 751	OFFICE MACHINES	-		2,517,079		-	
GRP 752	AUTOMATIC DATA PROCESSING MACHINES AND UNITS THEREOF	-		484,769		-	
GRP 759	PARTS AND ACCESSORIES FOR USE WITHIN GROUPS 751 AND 752	10,991		10,153		10,991	
GRP 761	TELEVISION RECEIVERS WITH RADIO-BROADCAST RECEIVERS, SOUND RECORDERS OR REPRODUCERS	-		1,602,784		-	
GRP 764	TELECOMMUNICATIONS EQUIPMENTS, N.E.S.; THEIR PARTS, AND ACCESSORIES USED IN DIVISION 76	-		256,261		-	
GRP 771	ELECTRIC POWER MACHINERY (OTHER THAN ROTATING ELECTRIC PLANT), AND PARTS THEREOF	1,178,740		20,785,451		1,178,740	
GRP 772	ELECTRICAL APPARATUS, RESISTOR, SWITCHBOARD AND CONTROL PANELS N.E.S., AND PARTS N.E.S.	2,720		577,131		2,720	
GRP 773	EQUIPMENT FOR DISTRIBUTING ELECTRICITY, N.E.S.	-		21,075		-	
GRP 775	HOUSEHOLD TYPE, ELECTRICAL AND NON-ELECTRICAL EQUIPMENT, N.E.S.	-		35,771,697		-	
GRP 776	THERMIONIC VALVES AND TUBES; PHOTOCELLS; ETC., AND PARTS THEREOF, N.E.S.	82,696,075		15,974		63,146,065	
GRP 778	ELECTRICAL MACHINERY AND APPARATUS, N.E.S.	15,407,761		24,571,313		2,593	
GRP 781	MOTOR CARS AND OTHER MOTOR VEHICLES FOR THE TRANSPORT OF PERSONS	-		11,799,254		-	
GRP 782	MOTOR VEHICLES FOR THE TRANSPORT OF GOODS AND SPECIAL PURPOSE MOTOR VEHICLES	-		122,952,810		-	
GRP 784	PARTS AND ACCESSORIES, OF THE MOTOR VEHICLES FALLING WITHIN HEADING 722, 781, 782 OR 783	9,916		2,474,951		9,916	
GRP 785	MOTORCYCLES, AND CYCLES, MOTORIZED AND NON-MOTORIZED; INVALID CARRIAGES	-		9,399		-	
GRP 786	TRAILERS AND SEMI-TRAILERS; OTHER VEHICLES, NOT MECHANICALLY PROPELLED; SPECIALLY DESIGNED AND EQUIPPED TRANSPORT CONTAINERS	-		3,251		-	
GRP 792	AIRCRAFT AND ASSOCIATED EQUIPMENT, SPACECRAFTS AND SPACECRAFT LAUNCH VEHICLES AND PARTS	-		477,439		-	
GRP 793	SHIPS, BOATS (INCLUDING HOVERCRAFT) AND FLOATING STRUCTURES	113,800		-		113,800	
GRP 812	SANITARY, PLUMBING AND HEATING FIXTURES AND FITTINGS, N.E.S.	-		35,825		-	
GRP 813	LIGHTING FIXTURES AND FITTINGS, N.E.S.	-		95,119		-	
GRP 821	FURNITURE AND PARTS THEREOF	-		508,730		-	
GRP 831	TRAVEL GOODS, HANDBAGS AND SIMILAR CONTAINERS	-		3,166		-	
GRP 845	ARTICLES OF APPAREL, OF TEXTILE FABRICS, WHETHER OR NOT KNITTED OR CROCHETED, N.E.S.	-		169,744		-	
GRP 848	ARTICLES OF APPAREL AND CLOTHING ACCESSORIES OF OTHER THAN TEXTILE FABRICS, HEADGEAR OF ALL MATERIALS	-		57,416		-	
GRP 851	FOOTWEAR	-		129,081		-	
GRP 871	OPTICAL INSTRUMENTS AND APPARATUS, N.E.S.	-		51,972		-	
GRP 872	MEDICAL INSTRUMENTS AND APPLIANCES, N.E.S.	-		7,211		-	
GRP 873	METERS AND COUNTERS, N.E.S.	-		47,758		-	
GRP 874	MEASURING, CHECKING, ANALYSING AND CONTROLLING INSTRUMENTS AND APPARATUS N.E.S.	8,340		864,182		8,340	
GRP 881	PHOTOGRAPHIC APPARATUS AND EQUIPMENT, N.E.S.	-		275,310		-	
GRP 892	PRINTED MATTER	-		47,796		-	
GRP 893	ARTICLES, NES OF PLASTICS	6,080		3,177,262		6,080	
GRP 894	BABY CARRIAGES, TOYS, GAMES AND SPORTING GOODS	-		4,723		-	
GRP 897	JEWELLERY, GOLDSMITHS' AND SILVERSMITHS' WARES AND OTHER ARTICLES OF PRECIOUS OR SEMI-PRECIOUS MATERIALS, N.E.S.	-		1,101,878		-	
GRP 899	MISCELLANEOUS MANUFACTURED ARTICLES, N.E.S.	-		5,985		-	
GRP 931	SPECIAL TRANSACTIONS AND COMMODITIES	171,600		945,502		35,313	
DIV 02	DAIRY PRODUCT AND BIRDS EGGS	-		3,195,897		-	
DIV 03	FISH, CRUSTACEANS AND MOLLUSCS, AND PREPARATIONS THEREOF	2,729,673		12,790,133		-	
DIV 04	CEREALS AND CEREAL PREPARATIONS	-		51,932,787		-	
DIV 05	VEGETABLES AND FRUITS	944,415		41,143,416		944,415	
DIV 06	SUGARS, SUGAR PREPARATIONS AND HONEY	-		6,826,869		-	
DIV 07	COFFEE, TEA, COCOA, SPICES, AND MANUFACTURES THEREOF	705,625		263,639		-	

SARAWAK

JADUAL 20 (SAMB) : NILAI EKSPORT, IMPORT DAN EKSPORT SEMULA MENGIKUT KUMPULAN, BAHAGIAN DAN SEKSYEN BAGI SETIAP NEGARA
 TABLE 20 (CONT'D) : VALUE OF EXPORTS, IMPORTS AND RE-EXPORTS BY GROUPS, DIVISIONS AND SECTIONS FOR EACH COUNTRY

GROUP / DIV / SECT	COUNTRY OF DESTINATION / ORIGIN	EXPORTS & RE-EXPORTS RM F.O.B.		IMPORTS RM C.I.F.		RE-EXPORTS RM F.O.B.	
		JAN - DIS	2020	JAN - DIS	2020	JAN - DIS	2020
DIV 08	FEEDING STUFF FOR ANIMALS (NOT INCLUDING UNMILLED CEREALS)	5,944,469		25,326,266		-	
DIV 09	MISCELLANEOUS EDIBLE PRODUCTS AND PREPARATIONS	945,614		4,924,611		-	
DIV 11	BEVERAGES	309		4,473,731		309	
DIV 24	CORK AND WOOD	42,031,638		-		-	
DIV 26	TEXTILE FIBRES(OTHER THAN WOOL TOPS) AND THEIR WASTES (NOT MANUFACTURED INTO YARN OR FABRICS)	-		38,370		-	
DIV 27	CRUDE FERTILIZERS AND CRUDE MINERALS (EXCLUDING COAL, PETROLEUM AND PRECIOUS STONES)	-		9,484,178		-	
DIV 28	METALLIFEROUS ORES AND METAL SCRAP	4,242,124		1,187,874		-	
DIV 29	CRUDE ANIMAL AND VEGETABLE MATERIALS, N.E.S.	5,304,474		2,273,048		-	
DIV 33	PETROLEUM, PETROLEUM PRODUCTS AND RELATED MATERIALS	405,786,662		3,810,248		11,387	
DIV 34	GAS, NATURAL AND MANUFACTURED	1,149,399,571		-		-	
DIV 42	FIXED VEGETABLE OILS AND FATS, CRUDE, REFINED OR FRACTIONATED	-		3,702		-	
DIV 51	ORGANIC CHEMICALS	633,795		502,908		-	
DIV 52	INORGANIC CHEMICALS	3,441,183		3,064,381		888,770	
DIV 53	DYEING, TANNING AND COLOURING MATERIALS	-		1,945,433		-	
DIV 54	MEDICINAL AND PHARMACEUTICAL PRODUCTS	-		868,037		-	
DIV 55	ESSENTIAL OILS AND RESINOIDS AND PERFUME MATERIALS; TOILET, POLISHING AND CLEANSING PREPARATIONS	-		1,440,341		-	
DIV 56	FERTILIZERS, MANUFACTURED	103,706,497		96,185		7,725,027	
DIV 57	PLASTICS IN PRIMARY FORMS	-		49,318,921		-	
DIV 58	PLASTICS IN NON-PRIMARY FORMS	-		7,475,107		-	
DIV 59	CHEMICAL MATERIALS AND PRODUCTS, N.E.S.	12,871,121		8,843,295		3,950,837	
DIV 62	RUBBER MANUFACTURES, N.E.S.	-		56,152,920		-	
DIV 63	CORK AND WOOD MANUFACTURES (EXCLUDING FURNITURE)	12,640,742		-		6,799	
DIV 64	PAPER, PAPERBOARD, AND ARTICLES OF PAPER PULP, OF PAPER OR PAPERBOARD	185,889		25,013,593		-	
DIV 65	TEXTILE YARN, FABRICS, MADE-UP ARICLES, N.E.S. AND RELATED PRODUCTS	-		3,568,722		-	
DIV 66	NON-METALLIC MINERAL MANUFACTURES N.E.S.	30,655		19,461,656		24,752	
DIV 67	IRON AND STEEL	59,616,708		318,896		-	
DIV 68	NON-FERROUS METALS	298,495,588		1,958,034		-	
DIV 69	MANUFACTURES OF METAL, N.E.S.	39,742		8,958,331		39,742	
DIV 71	POWER GENERATING MACHINERY AND EQUIPMENT	29,715		511,247		29,715	
DIV 72	MACHINERY SPECIALIZED FOR PARTICULAR INDUSTRIES	1,325,657		35,937,556		1,325,657	
DIV 73	METALWORKING MACHINERY	22,969		16,495		22,969	
DIV 74	GENERAL INDUSTRIAL MACHINERY AND EQUIPMENT, N.E.S. AND MACHINE PARTS, N.E.S.	768,679		11,049,642		768,679	
DIV 75	OFFICE MACHINES AND AUTOMATIC DATA PROCESSING EQUIPMENT	10,991		3,012,001		10,991	
DIV 76	TELECOMMUNICATIONS AND SOUND RECORDING AND REPRODUCING APPARATUS AND EQUIPMENT	-		1,859,045		-	
DIV 77	ELECTRICAL MACHINERY, APPARATUS AND APPLIANCES, N.E.S. AND ELECTRICAL PARTS THEREOF	99,285,296		81,742,641		64,330,118	
DIV 78	ROAD VEHICLES (INCLUDING AIR - CUSHION VEHICLES)	9,916		137,239,665		9,916	
DIV 79	OTHERS TRANSPORT EQUIPMENT	113,800		477,439		113,800	
DIV 81	PREFABRICATED BUILDINGS, SANITARY, PLUMBING, HEATING AND LIGHTING FIXTURES AND FITTINGS, N.E.S.	-		130,944		-	
DIV 82	FURNITURE AND PARTS THEREOF	-		508,730		-	
DIV 83	TRAVEL GOODS, HANDBAGS AND SIMILAR CONTAINERS	-		3,166		-	
DIV 84	ARTICLES OF APPAREL AND CLOTHING ACCESSORIES	-		227,160		-	
DIV 85	FOOTWEAR	-		129,081		-	
DIV 87	PROFESSIONAL, SCIENTIFIC AND CONTROLLING INSTRUMENTS AND APPARATUS, N.E.S.	8,340		971,123		8,340	
DIV 88	PHOTOGRAPHIC APPARATUS, EQUIPMENT AND SUPPLIED AND OPTICAL GOODS, N.E.S., WATCHES AND CLOCKS	-		275,310		-	
DIV 89	MISCELLANEOUS MANUFACTURED ARTICLES, N.E.S.	6,080		4,337,644		6,080	
DIV 93	SPECIAL TRANSACTIONS AND COMMODITIES	171,600		945,502		35,313	
SECT 0	FOOD	11,269,796		146,403,618		944,415	
SECT 1	BEVERAGES AND TOBACCO	309		4,473,731		309	
SECT 2	CRUDE MATERIALS, INEDIBLE	51,578,236		12,983,470		-	
SECT 3	MINERAL FUELS, LUBRICANTS, ETC.	1,555,186,233		3,810,248		11,387	
SECT 4	ANIMAL AND VEGETABLE OILS AND FATS	-		3,702		-	

SARAWAK

JADUAL 20 (SAMB) : NILAI EKSPORT, IMPORT DAN EKSPORT SEMULA MENGIKUT KUMPULAN, BAHAGIAN DAN SEKSYEN BAGI SETIAP NEGARA
 TABLE 20 (CONT'D) : VALUE OF EXPORTS, IMPORTS AND RE-EXPORTS BY GROUPS, DIVISIONS AND SECTIONS FOR EACH COUNTRY

GROUP / DIV / SECT	COUNTRY OF DESTINATION / ORIGIN	EXPORTS & RE-EXPORTS RM F.O.B.		IMPORTS RM C.I.F.		RE-EXPORTS RM F.O.B.	
		JAN - DIS	2020	JAN - DIS	2020	JAN - DIS	2020
SECT 5	CHEMICALS	120,652,596		73,554,608		12,564,634	
SECT 6	MANUFACTURED GOODS	371,009,324		115,432,152		71,293	
SECT 7	MACHINERY & TRANSPORT EQUIPMENT	101,567,023		271,845,731		66,611,845	
SECT 8	MISCELLANEOUS MANUFACTURED ARTICLES	14,420		6,583,158		14,420	
SECT 9	MISCELLANEOUS TRANSACTIONS AND COMMODITIES	171,600		945,502		35,313	
	TOTAL - THAILAND	2,211,449,537		636,035,920		80,253,616	
***	TOGO						
GRP 422	OTHER FIXED VEGETABLE OILS, FLUID OR SOLID, CRUDE, REFINED OR PURIFIED	221,698,900		-		-	
DIV 42	FIXED VEGETABLE OILS AND FATS, CRUDE, REFINED OR FRACTIONATED	221,698,900		-		-	
SECT 4	ANIMAL AND VEGETABLE OILS AND FATS	221,698,900		-		-	
	TOTAL - TOGO	221,698,900		-		-	
***	TRINIDAD AND TOBAGO						
GRP 034	FISH, FRESH(LIVE OR DEAD), CHILLED OR FROZEN	-		739,205		-	
GRP 728	OTHER MACHINERY AND EQUIPMENT SPECIALIZED FOR PARTICULAR INDUSTRIES, AND PARTS THEREOF, N.E.S.	16,957		-		16,957	
GRP 746	BALL OR ROLLER BEARINGS	11,667		-		11,667	
GRP 931	SPECIAL TRANSACTIONS AND COMMODITIES	2,786		-		2,786	
DIV 03	FISH, CRUSTACEANS AND MOLLUSCS, AND PREPARATIONS THEREOF	-		739,205		-	
DIV 72	MACHINERY SPECIALIZED FOR PARTICULAR INDUSTRIES	16,957		-		16,957	
DIV 74	GENERAL INDUSTRIAL MACHINERY AND EQUIPMENT, N.E.S. AND MACHINE PARTS, N.E.S.	11,667		-		11,667	
DIV 93	SPECIAL TRANSACTIONS AND COMMODITIES	2,786		-		2,786	
SECT 0	FOOD	-		739,205		-	
SECT 7	MACHINERY & TRANSPORT EQUIPMENT	28,624		-		28,624	
SECT 9	MISCELLANEOUS TRANSACTIONS AND COMMODITIES	2,786		-		2,786	
	TOTAL - TRINIDAD AND TOBAGO	31,410		739,205		31,410	
***	TUNISIA						
GRP 057	FRUITS AND NUTS (NOT INCLUDING OIL NUTS), FRESH OR DRIED	-		1,158,995		-	
GRP 523	METALLIC SALTS AND PEROXYSALTS, OF INORGANIC ACIDS	-		333,853		-	
GRP 671	PIG IRON, SPIEGELEISEN, SPONGE IRON, IRON OR STEEL GRANULES AND POWDERS AND FERRO-ALLOYS	555,337		-		-	
GRP 772	ELECTRICAL APPARATUS, RESISTOR, SWITCHBOARD AND CONTROL PANELS N.E.S., AND PARTS N.E.S.	-		3,304		-	
GRP 931	SPECIAL TRANSACTIONS AND COMMODITIES	-		1,143		-	
DIV 05	VEGETABLES AND FRUITS	-		1,158,995		-	
DIV 52	INORGANIC CHEMICALS	-		333,853		-	
DIV 67	IRON AND STEEL	555,337		-		-	
DIV 77	ELECTRICAL MACHINERY, APPARATUS AND APPLIANCES, N.E.S. AND ELECTRICAL PARTS THEREOF	-		3,304		-	
DIV 93	SPECIAL TRANSACTIONS AND COMMODITIES	-		1,143		-	
SECT 0	FOOD	-		1,158,995		-	
SECT 5	CHEMICALS	-		333,853		-	
SECT 6	MANUFACTURED GOODS	555,337		-		-	
SECT 7	MACHINERY & TRANSPORT EQUIPMENT	-		3,304		-	
SECT 9	MISCELLANEOUS TRANSACTIONS AND COMMODITIES	-		1,143		-	
	TOTAL - TUNISIA	555,337		1,497,295		-	
***	TURKEY						
GRP 023	BUTTER AND OTHER FATS AND OILS DERIVED FROM MILK	-		25,012		-	
GRP 034	FISH, FRESH(LIVE OR DEAD), CHILLED OR FROZEN	-		518,028		-	

SARAWAK

JADUAL 20 (SAMB) : NILAI EKSPORT, IMPORT DAN EKSPORT SEMULA MENGIKUT KUMPULAN, BAHAGIAN DAN SEKSYEN BAGI SETIAP NEGARA
TABLE 20 (CONT'D) : VALUE OF EXPORTS, IMPORTS AND RE-EXPORTS BY GROUPS, DIVISIONS AND SECTIONS FOR EACH COUNTRY

GROUP / DIV / SECT	COUNTRY OF DESTINATION / ORIGIN	EXPORTS & RE-EXPORTS RM F.O.B.		IMPORTS RM C.I.F.		RE-EXPORTS RM F.O.B.	
		JAN - DIS	2020	JAN - DIS	2020	JAN - DIS	2020
GRP 036	CRUSTACEANS AND MOLLUSCS, FRESH, CHILLED, FROZEN, SALTED OR IN BRINE OR DRIED	4,048,604		-			
GRP 046	MEAL AND FLOUR OF WHEAT AND FLOUR OF MESLIN		-	5,949,807			
GRP 054	VEGETABLES, FRESH, CHILLED, FROZEN OR SIMPLY PRESERVED		-	61,441			
GRP 057	FRUITS AND NUTS (NOT INCLUDING OIL NUTS), FRESH OR DRIED		-	794,966			
GRP 058	FRUITS, PRESERVED, AND FRUIT PREPARATIONS (EXCLUDING FRUIT JUICES)		-	22,440			
GRP 059	FRUIT JUICES (INCLUDING GRAPE MUST) & VEGETABLE JUICES, UNFERMENTED & NOT CONTAINING ADDED SPIRIT, WHETHER / NOT CONTAINING ADDED SUGAR OR OTHER SWEETENING MATTER		-	118,487			
GRP 091	MARGARINE AND SHORTENING		203,957		-		
GRP 245	FUEL WOOD (EXCLUDING WOOD WASTE) AND WOOD CHARCOAL		2,660,893		-		
GRP 246	WOOD IN CHIPS OR PARTICLES AND WOOD WASTE		5,115,454		-		
GRP 273	STONE, SAND AND GRAVEL		-	220,884			
GRP 334	PETROLEUM PRODUCTS, REFINED		-	47,591			
GRP 335	RESIDUAL PETROLEUM PRODUCTS, N.E.S. AND RELATED MATERIALS		2,851,195		-		
GRP 421	FIXED VEGETABLE OILS, 'SOFT', CRUDE, REFINED OR PURIFIED		-	109,377			
GRP 422	OTHER FIXED VEGETABLE OILS, FLUID OR SOLID, CRUDE, REFINED OR PURIFIED		4,535,085		2,909		
GRP 522	INORGANIC CHEMICAL ELEMENTS, OXIDES AND HALOGEN SALTS		-	263,542			
GRP 523	METALLIC SALTS AND PEROXYSALTS, OF INORGANIC ACIDS		-	4,421,110			
GRP 562	FERTILIZERS, MANUFACTURED		85,896	1,422,420			
GRP 581	TUBES, PIPES AND HOSES OF PLASTICS		-	12,258			
GRP 591	DISINFECTANTS, INSECTICIDES, FUNGICIDES, WEED KILLERS, ANTI-SPROUTING PRODUCTS, ETC.		-	7,800			
GRP 592	STARCHES, INULIN AND WHEAT GLUTEN; ALBUMINOIDAL SUBSTANCES; GLUES		-	113,965			
GRP 598	MISCELLANEOUS CHEMICAL PRODUCTS, N.E.S.		-	8,195			
GRP 621	MATERIALS OF RUBBER		-	3,385			
GRP 659	FLOOR COVERINGS, ETC.		-	141,778			
GRP 671	PIG IRON, SPIEGELEISEN, SPONGE IRON, IRON OR STEEL GRANULES AND POWDERS AND FERRO-ALLOYS		133,004,077		-		
GRP 676	IRON AND STEEL BARS, RODS, ANGLES, SHAPES AND SECTIONS (INCLUDING SHEET PILING)		-	1,174,924			
GRP 679	TUBES, PIPES AND HOLLOW PROFILES, AND TUBES OR PIPE FITTINGS, OF IRON OR STEEL		-	2,808			
GRP 684	ALUMINIUM (INCLUDING ALLOYS)		375,032,204		-		
GRP 694	NAILS, SCREWS, NUTS, BOLTS, RIVETS AND THE LIKE, OF IRON, STEEL, COPPER OR ALUMINIUM		-	25,263			
GRP 697	HOUSEHOLD EQUIPMENT OF BASE METAL, N.E.S.		-	2,205			
GRP 699	MANUFACTURES OF BASE METAL, N.E.S.		-	27,431			
GRP 713	INTERNAL COMBUSTION PISTON ENGINES, AND PARTS THEREOF, N.E.S.		-	9,034			
GRP 723	CIVIL ENGINEERING AND CONTRACTORS' PLANT AND EQUIPMENT		-	81,217			
GRP 727	FOOD-PROCESSING MACHINES (EXCLUDING DOMESTIC)		-	10,512			
GRP 733	MACHINE-TOOLS FOR WORKING METAL, SINTERED METAL CARBIDES OF CERMETS, WITHOUT REMOVING MATERIAL		-	21,000			
GRP 742	PUMPS FOR LIQUIDS, LIQUID ELEVATORS AND PARTS		-	114,710			
GRP 743	PUMPS (OTHER THAN PUMPS FOR LIQUIDS) AND COMPRESSORS AND FANS; CENTRIFUGES; FILTERING OR PURIFYING APPARATUS; AND PARTS THEREOF		-	16,375			
GRP 744	MECHANICAL HANDLING EQUIPMENT, AND PARTS THEREOF, N.E.S.		-	91,294			
GRP 745	OTHER NON-ELECTRICAL MACHINERY, TOOLS AND MECHANICAL APPARATUS, AND PARTS THEREOF, N.E.S.		-	15,000			
GRP 747	TAPS, COCKS, VALVES AND SIMILAR APPLIANCE		-	14,022			
GRP 748	TRANSMISSION SHAFTS AND CRANKS; BEARING HOUSINGS AND PARTS THEREOF		11,653	75,997		11,653	
GRP 749	NON-ELECTRIC PARTS AND ACCESSORIES OF MACHINERY, N.E.S.		-	42,023			
GRP 771	ELECTRIC POWER MACHINERY (OTHER THAN ROTATING ELECTRIC PLANT), AND PARTS THEREOF		-	1,568,743			
GRP 772	ELECTRICAL APPARATUS, RESISTOR, SWITCHBOARD AND CONTROL PANELS N.E.S., AND PARTS N.E.S.		-	58,721			

SARAWAK

JADUAL 20 (SAMB) : NILAI EKSPORT, IMPORT DAN EKSPORT SEMULA MENGIKUT KUMPULAN, BAHAGIAN DAN SEKSYEN BAGI SETIAP NEGARA
 TABLE 20 (CONT'D) : VALUE OF EXPORTS, IMPORTS AND RE-EXPORTS BY GROUPS, DIVISIONS AND SECTIONS FOR EACH COUNTRY

GROUP / DIV / SECT	COUNTRY OF DESTINATION / ORIGIN	EXPORTS & RE-EXPORTS RM F.O.B.		IMPORTS RM C.I.F.		RE-EXPORTS RM F.O.B.	
		JAN - DIS	2020	JAN - DIS	2020	JAN - DIS	2020
GRP 775	HOUSEHOLD TYPE, ELECTRICAL AND NON-ELECTRICAL EQUIPMENT, N.E.S.	-	-	43,272	-	-	-
GRP 776	THERMIONIC VALVES AND TUBES; PHOTOCELLS; ETC., AND PARTS THEREOF, N.E.S.	1,401,764	-	-	-	-	-
GRP 784	PARTS AND ACCESSORIES, OF THE MOTOR VEHICLES FALLING WITHIN HEADING 722, 781, 782 OR 783	-	-	78,180	-	-	-
GRP 785	MOTORCYCLES, AND CYCLES, MOTORIZED AND NON-MOTORIZED; INVALID CARRIAGES	-	-	4,395	-	-	-
GRP 786	TRAILERS AND SEMI-TRAILERS; OTHER VEHICLES, NOT MECHANICALLY PROPELLED; SPECIALLY DESIGNED AND EQUIPPED TRANSPORT CONTAINERS	-	-	2,997	-	-	-
GRP 821	FURNITURE AND PARTS THEREOF	-	-	33,381	-	-	-
GRP 841	MEN'S OR BOYS' COATS, CAPES, JACKETS, SUITS, BLAZERS, TROUSERS, UNDERWEAR, ETC., OF TEXTILE FABRICS, NOT KNITTED OR CROCHETED	-	-	9,661	-	-	-
GRP 845	ARTICLES OF APPAREL, OF TEXTILE FABRICS, WHETHER OR NOT KNITTED OR CROCHETED, N.E.S.	-	-	35,296	-	-	-
GRP 846	CLOTHING ACCESSORIES, OF TEXTILE FABRICS, WHETHER OR NOT KNITTED OR CROCHETED	-	-	2,469	-	-	-
GRP 848	ARTICLES OF APPAREL AND CLOTHING ACCESSORIES OF OTHER THAN TEXTILE FABRICS, HEADGEAR OF ALL MATERIALS	-	-	2,753	-	-	-
GRP 851	FOOTWEAR	-	-	7,076	-	-	-
GRP 874	MEASURING, CHECKING, ANALYSING AND CONTROLLING INSTRUMENTS AND APPARATUS N.E.S.	-	-	4,496	-	-	-
GRP 891	ARMS AND AMMUNITION	-	-	32,114	-	-	-
GRP 931	SPECIAL TRANSACTIONS AND COMMODITIES	100	-	213,401	-	100	-
DIV 02	DAIRY PRODUCT AND BIRDS EGGS	-	-	25,012	-	-	-
DIV 03	FISH, CRUSTACEANS AND MOLLUSCS, AND PREPARATIONS THEREOF	4,048,604	-	518,028	-	-	-
DIV 04	CEREALS AND CEREAL PREPARATIONS	-	-	5,949,807	-	-	-
DIV 05	VEGETABLES AND FRUITS	-	-	997,334	-	-	-
DIV 09	MISCELLANEOUS EDIBLE PRODUCTS AND PREPARATIONS	203,957	-	-	-	-	-
DIV 24	CORK AND WOOD	7,776,347	-	-	-	-	-
DIV 27	CRUDE FERTILIZERS AND CRUDE MINERALS (EXCLUDING COAL, PETROLEUM AND PRECIOUS STONES)	-	-	220,884	-	-	-
DIV 33	PETROLEUM, PETROLEUM PRODUCTS AND RELATED MATERIALS	2,851,195	-	47,591	-	-	-
DIV 42	FIXED VEGETABLE OILS AND FATS, CRUDE, REFINED OR FRACTIONATED	4,535,085	-	112,286	-	-	-
DIV 52	INORGANIC CHEMICALS	-	-	4,684,652	-	-	-
DIV 56	FERTILIZERS, MANUFACTURED	85,896	-	1,422,420	-	-	-
DIV 58	PLASTICS IN NON-PRIMARY FORMS	-	-	12,258	-	-	-
DIV 59	CHEMICAL MATERIALS AND PRODUCTS, N.E.S.	-	-	129,960	-	-	-
DIV 62	RUBBER MANUFACTURES, N.E.S.	-	-	3,385	-	-	-
DIV 65	TEXTILE YARN, FABRICS, MADE-UP ARTICLES, N.E.S. AND RELATED PRODUCTS	-	-	141,778	-	-	-
DIV 67	IRON AND STEEL	133,004,077	-	1,177,732	-	-	-
DIV 68	NON-FERROUS METALS	375,032,204	-	-	-	-	-
DIV 69	MANUFACTURES OF METAL, N.E.S.	-	-	54,899	-	-	-
DIV 71	POWER GENERATING MACHINERY AND EQUIPMENT	-	-	9,034	-	-	-
DIV 72	MACHINERY SPECIALIZED FOR PARTICULAR INDUSTRIES	-	-	91,729	-	-	-
DIV 73	METALWORKING MACHINERY	-	-	21,000	-	-	-
DIV 74	GENERAL INDUSTRIAL MACHINERY AND EQUIPMENT, N.E.S. AND MACHINE PARTS, N.E.S.	11,653	-	369,421	-	11,653	-
DIV 77	ELECTRICAL MACHINERY, APPARATUS AND APPLIANCES, N.E.S. AND ELECTRICAL PARTS THEREOF	1,401,764	-	1,670,736	-	-	-
DIV 78	ROAD VEHICLES (INCLUDING AIR - CUSHION VEHICLES)	-	-	85,572	-	-	-
DIV 82	FURNITURE AND PARTS THEREOF	-	-	33,381	-	-	-
DIV 84	ARTICLES OF APPAREL AND CLOTHING ACCESSORIES	-	-	50,179	-	-	-
DIV 85	FOOTWEAR	-	-	7,076	-	-	-
DIV 87	PROFESSIONAL, SCIENTIFIC AND CONTROLLING INSTRUMENTS AND APPARATUS, N.E.S.	-	-	4,496	-	-	-
DIV 89	MISCELLANEOUS MANUFACTURED ARTICLES, N.E.S.	-	-	32,114	-	-	-
DIV 93	SPECIAL TRANSACTIONS AND COMMODITIES	100	-	213,401	-	100	-
SECT 0	FOOD	4,252,561	-	7,490,181	-	-	-
SECT 2	CRUDE MATERIALS, INEDIBLE	7,776,347	-	220,884	-	-	-

SARAWAK

JADUAL 20 (SAMB) : NILAI EKSPORT, IMPORT DAN EKSPORT SEMULA MENGIKUT KUMPULAN, BAHAGIAN DAN SEKSYEN BAGI SETIAP NEGARA
 TABLE 20 (CONT'D) : VALUE OF EXPORTS, IMPORTS AND RE-EXPORTS BY GROUPS, DIVISIONS AND SECTIONS FOR EACH COUNTRY

GROUP / DIV / SECT	COUNTRY OF DESTINATION / ORIGIN	EXPORTS & RE-EXPORTS RM F.O.B.		IMPORTS RM C.I.F.		RE-EXPORTS RM F.O.B.	
		JAN - DIS	2020	JAN - DIS	2020	JAN - DIS	2020
SECT 3	MINERAL FUELS, LUBRICANTS, ETC.	2,851,195		47,591		-	
SECT 4	ANIMAL AND VEGETABLE OILS AND FATS	4,535,085		112,286		-	
SECT 5	CHEMICALS	85,896		6,249,290		-	
SECT 6	MANUFACTURED GOODS	508,036,281		1,377,794		-	
SECT 7	MACHINERY & TRANSPORT EQUIPMENT	1,413,417		2,247,492		11,653	
SECT 8	MISCELLANEOUS MANUFACTURED ARTICLES	-		127,246		-	
SECT 9	MISCELLANEOUS TRANSACTIONS AND COMMODITIES	100		213,401		100	
	TOTAL - TURKEY	528,950,882		18,086,165		11,753	
***	UGANDA						
GRP 931	SPECIAL TRANSACTIONS AND COMMODITIES	-		386		-	
DIV 93	SPECIAL TRANSACTIONS AND COMMODITIES	-		386		-	
SECT 9	MISCELLANEOUS TRANSACTIONS AND COMMODITIES	-		386		-	
	TOTAL - UGANDA	-		386		-	
***	UKRAINE						
GRP 034	FISH, FRESH(LIVE OR DEAD), CHILLED OR FROZEN	-		236,054		-	
GRP 036	CRUSTACEANS AND MOLLUSCS, FRESH, CHILLED, FROZEN, SALTED OR IN BRINE OR DRIED	-		109,895		-	
GRP 041	WHEAT (INCLUDING SPELT) AND MESLIN, UNMILLED	-		30,704,089		-	
GRP 043	BARLEY, UNMILLED	-		254,608		-	
GRP 044	MAIZE (NOT INCLUDING SWEET CORN), UNMILLED	-		1,243,715		-	
GRP 054	VEGETABLES, FRESH, CHILLED, FROZEN OR SIMPLY PRESERVED	-		101,970		-	
GRP 081	FEEDING STUFF FOR ANIMALS (NOT INCLUDING UNMILLED CEREALS)	-		3,996,203		-	
GRP 334	PETROLEUM PRODUCTS, REFINED	-		187,436		-	
GRP 673	FLAT-ROLLED PRODUCTS, OF IRON OR NON-ALLOY STEEL, NOT CLAD, PLATED OR COATED	-		11,320,895		-	
GRP 679	TUBES, PIPES AND HOLLOW PROFILES, AND TUBES OR PIPE FITTINGS, OF IRON OR STEEL	-		141,021		-	
GRP 713	INTERNAL COMBUSTION PISTON ENGINES, AND PARTS THEREOF, N.E.S.	-		2,356		-	
GRP 747	TAPS, COCKS, VALVES AND SIMILAR APPLIANCE	-		80,605		-	
GRP 764	TELECOMMUNICATIONS EQUIPMENTS, N.E.S.; THEIR PARTS, AND ACCESSORIES USED IN DIVISION 76	-		2,857		-	
GRP 772	ELECTRICAL APPARATUS, RESISTOR, SWITCHBOARD AND CONTROL PANELS N.E.S., AND PARTS N.E.S.	3,799		-		3,799	
GRP 931	SPECIAL TRANSACTIONS AND COMMODITIES	-		7,675		-	
DIV 03	FISH, CRUSTACEANS AND MOLLUSCS, AND PREPARATIONS THEREOF	-		345,949		-	
DIV 04	CEREALS AND CEREAL PREPARATIONS	-		32,202,412		-	
DIV 05	VEGETABLES AND FRUITS	-		101,970		-	
DIV 08	FEEDING STUFF FOR ANIMALS (NOT INCLUDING UNMILLED CEREALS)	-		3,996,203		-	
DIV 33	PETROLEUM, PETROLEUM PRODUCTS AND RELATED MATERIALS	-		187,436		-	
DIV 67	IRON AND STEEL	-		11,461,916		-	
DIV 71	POWER GENERATING MACHINERY AND EQUIPMENT	-		2,356		-	
DIV 74	GENERAL INDUSTRIAL MACHINERY AND EQUIPMENT, N.E.S. AND MACHINE PARTS, N.E.S.	-		80,605		-	
DIV 76	TELECOMMUNICATIONS AND SOUND RECORDING AND REPRODUCING APPARATUS AND EQUIPMENT	-		2,857		-	
DIV 77	ELECTRICAL MACHINERY, APPARATUS AND APPLIANCES, N.E.S. AND ELECTRICAL PARTS THEREOF	3,799		-		3,799	
DIV 93	SPECIAL TRANSACTIONS AND COMMODITIES	-		7,675		-	
SECT 0	FOOD	-		36,646,534		-	
SECT 3	MINERAL FUELS, LUBRICANTS, ETC.	-		187,436		-	
SECT 6	MANUFACTURED GOODS	-		11,461,916		-	
SECT 7	MACHINERY & TRANSPORT EQUIPMENT	3,799		85,818		3,799	
SECT 9	MISCELLANEOUS TRANSACTIONS AND COMMODITIES	-		7,675		-	
	TOTAL - UKRAINE	3,799		48,389,379		3,799	

SARAWAK

JADUAL 20 (SAMB) : NILAI EKSPORT, IMPORT DAN EKSPORT SEMULA MENGIKUT KUMPULAN, BAHAGIAN DAN SEKSYEN BAGI SETIAP NEGARA
TABLE 20 (CONT'D) : VALUE OF EXPORTS, IMPORTS AND RE-EXPORTS BY GROUPS, DIVISIONS AND SECTIONS FOR EACH COUNTRY

GROUP / DIV / SECT	COUNTRY OF DESTINATION / ORIGIN	EXPORTS & RE-EXPORTS RM F.O.B.		IMPORTS RM C.I.F.		RE-EXPORTS RM F.O.B.	
		JAN - DIS	2020	JAN - DIS	2020	JAN - DIS	2020
***	UNITED ARAB EMIRATES						
GRP 034	FISH, FRESH(LIVE OR DEAD), CHILLED OR FROZEN	-	-	1,011,352	-	-	-
GRP 036	CRUSTACEANS AND MOLLUSCS, FRESH, CHILLED, FROZEN, SALTED OR IN BRINE OR DRIED	4,995,751	-	312,942	-	-	-
GRP 054	VEGETABLES, FRESH, CHILLED, FROZEN OR SIMPLY PRESERVED	-	-	54,005	-	-	-
GRP 091	MARGARINE AND SHORTENING	258,879	-	-	-	-	-
GRP 098	EDIBLE PRODUCTS AND PREPARATIONS, N.E.S.	12,648	-	-	-	8,112	-
GRP 245	FUEL WOOD (EXCLUDING WOOD WASTE) AND WOOD CHARCOAL	231,394	-	-	-	-	-
GRP 246	WOOD IN CHIPS OR PARTICLES AND WOOD WASTE	547,993	-	-	-	-	-
GRP 248	WOOD, SIMPLY WORKED, AND RAILWAY SLEEPERS OF WOOD	16,606,316	-	-	-	-	-
GRP 278	OTHER CRUDE MINERALS	144,525	-	22,114,058	-	144,525	-
GRP 288	NON-FERROUS BASE METAL WASTE AND SCRAP, N.E.S.	-	-	10,525,674	-	-	-
GRP 334	PETROLEUM PRODUCTS, REFINED	10,805,325	-	3,424,696	-	-	-
GRP 335	RESIDUAL PETROLEUM PRODUCTS, N.E.S. AND RELATED MATERIALS	-	-	11,229,629	-	-	-
GRP 515	ORGANO-INORGANIC AND HETEROCYCLIC COMPOUNDS	-	-	8,619	-	-	-
GRP 522	INORGANIC CHEMICAL ELEMENTS, OXIDES AND HALOGEN SALTS	469,037	-	-	-	469,037	-
GRP 562	FERTILIZERS, MANUFACTURED	-	-	1,361,294	-	-	-
GRP 571	POLYMER OF ETHYLENE, IN PRIMARY FORMS	-	-	20,958,950	-	-	-
GRP 575	OTHER PLASTICS, IN PRIMARY FORMS	-	-	1,039,748	-	-	-
GRP 582	PLATES, SHEETS, FILM, COIL AND STRIP OF PLASTICS	-	-	194,187	-	-	-
GRP 597	PREPARED ADDITIVES FOR MINERAL OILS; LUBRICATING PREPARATIONS	-	-	252,782	-	-	-
GRP 598	MISCELLANEOUS CHEMICAL PRODUCTS, N.E.S.	-	-	2,967	-	-	-
GRP 634	VENEERS, PLYWOOD, PARTICLE BOARD, AND OTHER WOOD, WORKED, N.E.S.	8,391,456	-	-	-	-	-
GRP 662	CLAY CONSTRUCTION MATERIALS AND REFRACTORY CONSTRUCTION MATERIALS	335,106	-	-	-	-	-
GRP 671	PIG IRON, SPIEGELEISEN, SPONGE IRON, IRON OR STEEL GRANULES AND POWDERS AND FERRO-ALLOYS	19,315,068	-	-	-	-	-
GRP 679	TUBES, PIPES AND HOLLOW PROFILES, AND TUBES OR PIPE FITTINGS, OF IRON OR STEEL	-	-	70,096	-	-	-
GRP 684	ALUMINIUM (INCLUDING ALLOYS)	-	-	7,625,866	-	-	-
GRP 692	METAL CONTAINERS FOR STORAGE OR TRANSPORT	-	-	26,740	-	-	-
GRP 694	NAILS, SCREWS, NUTS, BOLTS, RIVETS AND THE LIKE, OF IRON, STEEL, COPPER OR ALUMINIUM	-	-	40,124	-	-	-
GRP 695	TOOLS FOR USE IN THE HAND OR IN MACHINES	-	-	72,232	-	-	-
GRP 699	MANUFACTURES OF BASE METAL, N.E.S.	114,071	-	17,345	-	114,071	-
GRP 713	INTERNAL COMBUSTION PISTON ENGINES, AND PARTS THEREOF, N.E.S.	136,600	-	89,835	-	136,600	-
GRP 723	CIVIL ENGINEERING AND CONTRACTORS' PLANT AND EQUIPMENT	275,238	-	45,369	-	275,238	-
GRP 724	TEXTILE AND LEATHER MACHINERY, AND PARTS THEREOF, N.E.S.	2,924	-	-	-	2,924	-
GRP 741	HEATING AND COOLING EQUIPMENT AND PARTS THEREOF, N.E.S.	452,445	-	820,038	-	452,445	-
GRP 743	PUMPS (OTHER THAN PUMPS FOR LIQUIDS) AND COMPRESSORS AND FANS; CENTRIFUGES; FILTERING OR PURIFYING APPARATUS; AND PARTS THEREOF	3,000	-	30,000	-	3,000	-
GRP 744	MECHANICAL HANDLING EQUIPMENT, AND PARTS THEREOF, N.E.S.	575,437	-	49,522	-	575,437	-
GRP 747	TAPS, COCKS, VALVES AND SIMILAR APPLIANCE	-	-	7,964	-	-	-
GRP 748	TRANSMISSION SHAFTS AND CRANKS; BEARING HOUSINGS AND PARTS THEREOF	2,320	-	195,772	-	2,320	-
GRP 749	NON-ELECTRIC PARTS AND ACCESSORIES OF MACHINERY, N.E.S.	-	-	106,454	-	-	-
GRP 764	TELECOMMUNICATIONS EQUIPMENTS, N.E.S.; THEIR PARTS, AND ACCESSORIES USED IN DIVISION 76	-	-	27,294	-	-	-
GRP 772	ELECTRICAL APPARATUS, RESISTOR, SWITCHBOARD AND CONTROL PANELS N.E.S., AND PARTS N.E.S.	-	-	1,105,530	-	-	-
GRP 773	EQUIPMENT FOR DISTRIBUTING ELECTRICITY, N.E.S.	16,606	-	131,722	-	16,606	-
GRP 778	ELECTRICAL MACHINERY AND APPARATUS, N.E.S.	7,591,828	-	-	-	386,170	-
GRP 782	MOTOR VEHICLES FOR THE TRANSPORT OF GOODS AND SPECIAL PURPOSE MOTOR VEHICLES	13,099,968	-	300,000	-	13,099,968	-
GRP 784	PARTS AND ACCESSORIES, OF THE MOTOR VEHICLES FALLING WITHIN HEADING 722, 781, 782 OR 783	7,000	-	-	-	7,000	-
GRP 793	SHIPS, BOATS (INCLUDING HOVERCRAFT) AND FLOATING STRUCTURES	43,176,442	-	-	-	-	-

SARAWAK

JADUAL 20 (SAMB) : NILAI EKSPORT, IMPORT DAN EKSPORT SEMULA MENGIKUT KUMPULAN, BAHAGIAN DAN SEKSYEN BAGI SETIAP NEGARA
 TABLE 20 (CONT'D) : VALUE OF EXPORTS, IMPORTS AND RE-EXPORTS BY GROUPS, DIVISIONS AND SECTIONS FOR EACH COUNTRY

GROUP / DIV / SECT	COUNTRY OF DESTINATION / ORIGIN	EXPORTS & RE-EXPORTS RM F.O.B.		IMPORTS RM C.I.F.		RE-EXPORTS RM F.O.B.	
		JAN - DIS	2020	JAN - DIS	2020	JAN - DIS	2020
GRP 873	METERS AND COUNTERS, N.E.S.	-	-	2,435	-	-	-
GRP 874	MEASURING, CHECKING, ANALYSING AND CONTROLLING INSTRUMENTS AND APPARATUS N.E.S.	-	-	24,000	-	-	-
GRP 893	ARTICLES, NES OF PLASTICS	-	-	23,518	-	-	-
GRP 931	SPECIAL TRANSACTIONS AND COMMODITIES	8,996	-	92,230	-	7,763	-
DIV 03	FISH, CRUSTACEANS AND MOLLUSCS, AND PREPARATIONS THEREOF	4,995,751	-	1,324,294	-	-	-
DIV 05	VEGETABLES AND FRUITS	-	-	54,005	-	-	-
DIV 09	MISCELLANEOUS EDIBLE PRODUCTS AND PREPARATIONS	271,527	-	-	-	8,112	-
DIV 24	CORK AND WOOD	17,385,703	-	-	-	-	-
DIV 27	CRUDE FERTILIZERS AND CRUDE MINERALS (EXCLUDING COAL, PETROLEUM AND PRECIOUS STONES)	144,525	-	22,114,058	-	144,525	-
DIV 28	METALLIFEROUS ORES AND METAL SCRAP	-	-	10,525,674	-	-	-
DIV 33	PETROLEUM, PETROLEUM PRODUCTS AND RELATED MATERIALS	10,805,325	-	14,654,325	-	-	-
DIV 51	ORGANIC CHEMICALS	-	-	8,619	-	-	-
DIV 52	INORGANIC CHEMICALS	469,037	-	-	-	469,037	-
DIV 56	FERTILIZERS, MANUFACTURED	-	-	1,361,294	-	-	-
DIV 57	PLASTICS IN PRIMARY FORMS	-	-	21,998,698	-	-	-
DIV 58	PLASTICS IN NON-PRIMARY FORMS	-	-	194,187	-	-	-
DIV 59	CHEMICAL MATERIALS AND PRODUCTS, N.E.S.	-	-	255,749	-	-	-
DIV 63	CORK AND WOOD MANUFACTURES (EXCLUDING FURNITURE)	8,391,456	-	-	-	-	-
DIV 66	NON-METALLIC MINERAL MANUFACTURES N.E.S.	335,106	-	-	-	-	-
DIV 67	IRON AND STEEL	19,315,068	-	70,096	-	-	-
DIV 68	NON-FERROUS METALS	-	-	7,625,866	-	-	-
DIV 69	MANUFACTURES OF METAL, N.E.S.	114,071	-	156,441	-	114,071	-
DIV 71	POWER GENERATING MACHINERY AND EQUIPMENT	136,600	-	89,835	-	136,600	-
DIV 72	MACHINERY SPECIALIZED FOR PARTICULAR INDUSTRIES	278,162	-	45,369	-	278,162	-
DIV 74	GENERAL INDUSTRIAL MACHINERY AND EQUIPMENT, N.E.S. AND MACHINE PARTS, N.E.S.	1,033,202	-	1,209,750	-	1,033,202	-
DIV 76	TELECOMMUNICATIONS AND SOUND RECORDING AND REPRODUCING APPARATUS AND EQUIPMENT	-	-	27,294	-	-	-
DIV 77	ELECTRICAL MACHINERY, APPARATUS AND APPLIANCES, N.E.S. AND ELECTRICAL PARTS THEREOF	7,608,434	-	1,237,252	-	402,776	-
DIV 78	ROAD VEHICLES (INCLUDING AIR - CUSHION VEHICLES)	13,106,968	-	300,000	-	13,106,968	-
DIV 79	OTHERS TRANSPORT EQUIPMENT	43,176,442	-	-	-	-	-
DIV 87	PROFESSIONAL, SCIENTIFIC AND CONTROLLING INSTRUMENTS AND APPARATUS, N.E.S.	-	-	26,435	-	-	-
DIV 89	MISCELLANEOUS MANUFACTURED ARTICLES, N.E.S.	-	-	23,518	-	-	-
DIV 93	SPECIAL TRANSACTIONS AND COMMODITIES	8,996	-	92,230	-	7,763	-
SECT 0	FOOD	5,267,278	-	1,378,299	-	8,112	-
SECT 2	CRUDE MATERIALS, INEDIBLE	17,530,228	-	32,639,732	-	144,525	-
SECT 3	MINERAL FUELS, LUBRICANTS, ETC.	10,805,325	-	14,654,325	-	-	-
SECT 5	CHEMICALS	469,037	-	23,818,547	-	469,037	-
SECT 6	MANUFACTURED GOODS	28,155,701	-	7,852,403	-	114,071	-
SECT 7	MACHINERY & TRANSPORT EQUIPMENT	65,339,808	-	2,909,500	-	14,957,708	-
SECT 8	MISCELLANEOUS MANUFACTURED ARTICLES	-	-	49,953	-	-	-
SECT 9	MISCELLANEOUS TRANSACTIONS AND COMMODITIES	8,996	-	92,230	-	7,763	-
	TOTAL - UNITED ARAB EMIRATES	127,576,373	-	83,394,989	-	15,701,216	-
***	UNITED KINGDOM						
GRP 001	LIVE ANIMALS	-	-	352,871	-	-	-
GRP 024	CHEESE AND CURD	-	-	653,635	-	-	-
GRP 034	FISH, FRESH(LIVE OR DEAD), CHILLED OR FROZEN	-	-	119,572	-	-	-
GRP 037	FISH, CRUSTACEANS AND MOLLUSCS PREPARED OR PRESERVED, N.E.S.	-	-	3,131	-	-	-
GRP 048	CEREAL PREPARATIONS AND PREPARATION OF FLOUR OR STARCH OF FRUITS OR VEGETABLES	-	-	291,552	-	-	-
GRP 054	VEGETABLES, FRESH, CHILLED, FROZEN OR SIMPLY PRESERVED	-	-	5,713	-	-	-
GRP 056	VEGETABLES, ROOT AND TUBERS, PREPARED OR PRESERVED, N.E.S.	-	-	2,623	-	-	-
GRP 057	FRUITS AND NUTS (NOT INCLUDING OIL NUTS), FRESH OR DRIED	-	-	54,686	-	-	-

SARAWAK

JADUAL 20 (SAMB) : NILAI EKSPORT, IMPORT DAN EKSPORT SEMULA MENGIKUT KUMPULAN, BAHAGIAN DAN SEKSYEN BAGI SETIAP NEGARA
TABLE 20 (CONT'D) : VALUE OF EXPORTS, IMPORTS AND RE-EXPORTS BY GROUPS, DIVISIONS AND SECTIONS FOR EACH COUNTRY

GROUP / DIV / SECT	COUNTRY OF DESTINATION / ORIGIN	EXPORTS & RE-EXPORTS RM F.O.B.		IMPORTS RM C.I.F.		RE-EXPORTS RM F.O.B.	
		JAN - DIS	2020	JAN - DIS	2020	JAN - DIS	2020
GRP 058	FRUITS, PRESERVED, AND FRUIT PREPARATIONS (EXCLUDING FRUIT JUICES)	-	-	75,946	-	-	-
GRP 059	FRUIT JUICES (INCLUDING GRAPE MUST) & VEGETABLE JUICES, UNFERMENTED & NOT CONTAINING ADDED SPIRIT, WHETHER / NOT CONTAINING ADDED SUGAR OR OTHER SWEETENING MATTER	-	-	14,828	-	-	-
GRP 061	SUGARS, MOLASSES AND HONEY	-	-	13,852	-	-	-
GRP 062	SUGAR CONFECTIONERY	-	-	41,891	-	-	-
GRP 071	COFFEE AND COFFEE SUBSTITUTES	-	-	24,196	-	-	-
GRP 072	COCOA	-	-	2,180	-	-	-
GRP 073	CHOCOLATE AND OTHER FOOD PREPARATIONS CONTAINING COCOA, N.E.S	-	-	164,504	-	-	-
GRP 074	TEA AND MATE	-	-	24,366	-	-	-
GRP 081	FEEDING STUFF FOR ANIMALS (NOT INCLUDING UNMILLED CEREALS)	-	-	143,297	-	-	-
GRP 098	EDIBLE PRODUCTS AND PREPARATIONS, N.E.S.	3,643,467	-	189,982	-	305,600	-
GRP 111	NON-ALCOHOLIC BEVERAGES, N.E.S.	-	-	22,986	-	-	-
GRP 112	ALCOHOLIC BEVERAGES	460	-	4,484,370	-	460	-
GRP 245	FUEL WOOD (EXCLUDING WOOD WASTE) AND WOOD CHARCOAL	139,780	-	-	-	-	-
GRP 248	WOOD, SIMPLY WORKED, AND RAILWAY SLEEPERS OF WOOD	99,805	-	-	-	-	-
GRP 266	SYNTHETIC FIBRES SUITABLE FOR SPINNING	-	-	55,763	-	-	-
GRP 278	OTHER CRUDE MINERALS	-	-	76,794	-	-	-
GRP 285	ALUMINIUM ORES AND CONCENTRATES	-	-	75,462	-	-	-
GRP 334	PETROLEUM PRODUCTS, REFINED	-	-	192,552	-	-	-
GRP 421	FIXED VEGETABLE OILS, 'SOFT', CRUDE, REFINED OR PURIFIED	-	-	2,294	-	-	-
GRP 431	ANIMAL OR VEGETABLE OILS AND FATS, PROCESSED, AND WAXES OF ANIMAL OR VEGETABLE ORIGIN	3,317,284	-	-	-	-	-
GRP 512	ALCOHOLS, PHENOLS, PHENOL-ALCOHOLS, AND THEIR DERIVATIVES	-	-	916,053	-	-	-
GRP 513	CARBOXYLIC ACIDS, ANHYDRIDES, HALIDES, PEROXIDES AND PEROXYACIDS AND DERIVATIVES	-	-	2,392,710	-	-	-
GRP 532	DYEING AND TANNING EXTRACTS, AND SYNTHETIC TANNING MATERIALS	-	-	30,176	-	-	-
GRP 542	MEDICAMENTS (INCLUDING VETERINARY MEDICAMENTS)	-	-	568,088	-	-	-
GRP 551	ESSENTIAL OILS, PERFUME AND FLAVOUR MATERIALS	-	-	856,201	-	-	-
GRP 553	PERFUMERY, COSMETICS AND TOILET PREPARATIONS	-	-	686,102	-	-	-
GRP 554	SOAP, CLEANSING AND POLISHING PREPARATIONS	-	-	60,943	-	-	-
GRP 572	POLYMER OF STYRENE, IN PRIMARY FORMS	-	-	28,398	-	-	-
GRP 575	OTHER PLASTICS, IN PRIMARY FORMS	-	-	1,127,244	-	-	-
GRP 581	TUBES, PIPES AND HOSES OF PLASTICS	-	-	29,011	-	-	-
GRP 582	PLATES, SHEETS, FILM, COIL AND STRIP OF PLASTICS	-	-	2,000	-	-	-
GRP 591	DISINFECTANTS, INSECTICIDES, FUNGICIDES, WEED KILLERS, ANTI-SPROUTING PRODUCTS, ETC.	-	-	1,141,110	-	-	-
GRP 593	EXPLOSIVES AND PYROTECHNIC PRODUCTS	-	-	2,354	-	-	-
GRP 597	PREPARED ADDITIVES FOR MINERAL OILS; LUBRICATING PREPARATIONS	-	-	358,546	-	-	-
GRP 598	MISCELLANEOUS CHEMICAL PRODUCTS, N.E.S.	30,993	-	4,688,800	-	-	-
GRP 621	MATERIALS OF RUBBER	-	-	854,358	-	-	-
GRP 629	ARTICLES OF RUBBER, N.E.S	-	-	916,940	-	-	-
GRP 635	WOOD MANUFACTURES, N.E.S.	260,021	-	405,838	-	-	-
GRP 641	PAPER AND PAPERBOARD	-	-	238,501	-	-	-
GRP 642	PAPER AND PAPERBOARD, CUT TO SIZE OR SHAPE, AND ARTICLES OF PAPER OR PAPERBOARD	-	-	7,524	-	-	-
GRP 651	TEXTILE YARN	-	-	7,652	-	-	-
GRP 655	KNITTED OR CROCHETED FABRICS (INCLUDING TUBULAR KNIT, PILE AND OPEN-WORK FABRICS)	-	-	2,646	-	-	-
GRP 658	MADE-UP ARTICLES, WHOLLY OR CHIEFLY OF TEXTILE MATERIALS, N.E.S.	-	-	285,845	-	-	-
GRP 662	CLAY CONSTRUCTION MATERIALS AND REFRACTORY CONSTRUCTION MATERIALS	234,037	-	-	-	-	-
GRP 663	MINERAL MANUFACTURES, N.E.S.	-	-	14,977	-	-	-
GRP 664	GLASS	-	-	2,863	-	-	-
GRP 671	PIG IRON, SPIEGELEISEN, SPONGE IRON, IRON OR STEEL GRANULES AND POWDERS AND FERRO-ALLOYS	10,456,071	-	-	-	-	-
GRP 676	IRON AND STEEL BARS, RODS, ANGLES, SHAPES AND SECTIONS (INCLUDING SHEET PILING)	-	-	10,843	-	-	-

SARAWAK

JADUAL 20 (SAMB) : NILAI EKSPORT, IMPORT DAN EKSPORT SEMULA MENGIKUT KUMPULAN, BAHAGIAN DAN SEKSYEN BAGI SETIAP NEGARA
 TABLE 20 (CONT'D) : VALUE OF EXPORTS, IMPORTS AND RE-EXPORTS BY GROUPS, DIVISIONS AND SECTIONS FOR EACH COUNTRY

GROUP / DIV / SECT	COUNTRY OF DESTINATION / ORIGIN	EXPORTS & RE-EXPORTS RM F.O.B.		IMPORTS RM C.I.F.		RE-EXPORTS RM F.O.B.	
		JAN - DIS	2020	JAN - DIS	2020	JAN - DIS	2020
GRP 679	TUBES, PIPES AND HOLLOW PROFILES, AND TUBES OR PIPE FITTINGS, OF IRON OR STEEL	-	-	1,196,159	-	-	-
GRP 684	ALUMINIUM (INCLUDING ALLOYS)	575,503	-	6,165	-	-	-
GRP 691	STRUCTURES AND PARTS OF STRUCTURES, N.E.S., OF IRON, STEEL OR ALUMINIUM	-	-	73,133	-	-	-
GRP 692	METAL CONTAINERS FOR STORAGE OR TRANSPORT	-	-	16,936	-	-	-
GRP 693	WIRE PRODUCTS (EXCLUDING INSULATED ELECTRICAL WIRING) AND FENCING GRILLS	-	-	23,998	-	-	-
GRP 694	NAILS, SCREWS, NUTS, BOLTS, RIVETS AND THE LIKE, OF IRON, STEEL, COPPER OR ALUMINIUM	-	-	254,430	-	-	-
GRP 695	TOOLS FOR USE IN THE HAND OR IN MACHINES	-	-	638,578	-	-	-
GRP 697	HOUSEHOLD EQUIPMENT OF BASE METAL, N.E.S.	-	-	5,983	-	-	-
GRP 699	MANUFACTURES OF BASE METAL, N.E.S.	-	-	365,751	-	-	-
GRP 713	INTERNAL COMBUSTION PISTON ENGINES, AND PARTS THEREOF, N.E.S.	-	-	8,023,111	-	-	-
GRP 714	ENGINES AND MOTORS, NON-ELECTRIC, AND PARTS, N.E.S.	-	-	645,160	-	-	-
GRP 716	ROTATING ELECTRIC PLANT AND PARTS THEREOF, N.E.S.	-	-	3,733,455	-	-	-
GRP 718	OTHER POWER GENERATING MACHINERY AND PARTS THEREOF, N.E.S.	-	-	283,320	-	-	-
GRP 721	AGRICULTURAL MACHINERY (EXCLUDING TRACTORS) AND PARTS THEREOF	-	-	198,300	-	-	-
GRP 723	CIVIL ENGINEERING AND CONTRACTORS' PLANT AND EQUIPMENT	-	-	7,935,522	-	-	-
GRP 728	OTHER MACHINERY AND EQUIPMENT SPECIALIZED FOR PARTICULAR INDUSTRIES, AND PARTS THEREOF, N.E.S.	286,888	-	3,511,453	-	286,888	-
GRP 733	MACHINE-TOOLS FOR WORKING METAL, SINTERED METAL CARBIDES OF CERMETS, WITHOUT REMOVING MATERIAL	-	-	143,704	-	-	-
GRP 737	METALWORKING MACHINERY (OTHER THAN MACHINE- TOOLS), AND PARTS THEROF, N.E.S.	-	-	130,147	-	-	-
GRP 741	HEATING AND COOLING EQUIPMENT AND PARTS THEREOF, N.E.S.	68,440	-	1,101,754	-	68,440	-
GRP 742	PUMPS FOR LIQUIDS, LIQUID ELEVATORS AND PARTS	-	-	3,363,352	-	-	-
GRP 743	PUMPS (OTHER THAN PUMPS FOR LIQUIDS) AND COMPRESSORS AND FANS; CENTRIFUGES; FILTERING OR PURIFYING APPARATUS; AND PARTS THEREOF	16,537	-	8,764,626	-	16,537	-
GRP 744	MECHANICAL HANDLING EQUIPMENT, AND PARTS THEREOF, N.E.S.	-	-	2,086,425	-	-	-
GRP 745	OTHER NON-ELECTRICAL MACHINERY, TOOLS AND MECHANICAL APPARATUS, AND PARTS THEREOF, N.E.S.	-	-	55,325	-	-	-
GRP 746	BALL OR ROLLER BEARINGS	-	-	148,025	-	-	-
GRP 747	TAPS, COCKS, VALVES AND SIMILAR APPLIANCE	9,069	-	7,537,299	-	9,069	-
GRP 748	TRANSMISSION SHAFTS AND CRANKS; BEARING HOUSINGS AND PARTS THEREOF	-	-	1,119,593	-	-	-
GRP 749	NON-ELECTRIC PARTS AND ACCESSORIES OF MACHINERY, N.E.S.	-	-	935,876	-	-	-
GRP 751	OFFICE MACHINES	-	-	186,682	-	-	-
GRP 752	AUTOMATIC DATA PROCESSING MACHINES AND UNITS THEREOF	2,509	-	194,633	-	2,509	-
GRP 759	PARTS AND ACCESSORIES FOR USE WITHIN GROUPS 751 AND 752	-	-	2,744	-	-	-
GRP 761	TELEVISION RECEIVERS WITH RADIO-BROADCAST RECEIVERS, SOUND RECORDERS OR REPRODUCERS	-	-	11,030	-	-	-
GRP 763	SOUND RECORDERS OR REPRODUCERS; TELEVISION IMAGE AND SOUND RECORDERS OR REPRODUCERS; PREPARED UNRECORDED MEDIA	-	-	2,602	-	-	-
GRP 764	TELECOMMUNICATIONS EQUIPMENTS, N.E.S.; THEIR PARTS, AND ACCESSORIES USED IN DIVISION 76	-	-	60,180	-	-	-
GRP 771	ELECTRIC POWER MACHINERY (OTHER THAN ROTATING ELECTRIC PLANT), AND PARTS THEREOF	-	-	333,151	-	-	-
GRP 772	ELECTRICAL APPARATUS, RESISTOR, SWITCHBOARD AND CONTROL PANELS N.E.S., AND PARTS N.E.S.	-	-	2,142,097	-	-	-
GRP 773	EQUIPMENT FOR DISTRIBUTING ELECTRICITY, N.E.S.	-	-	198,721	-	-	-
GRP 775	HOUSEHOLD TYPE, ELECTRICAL AND NON-ELECTRICAL EQUIPMENT, N.E.S.	-	-	546,703	-	-	-
GRP 776	THERMIONIC VALVES AND TUBES; PHOTOCELLS; ETC., AND PARTS THEREOF, N.E.S.	3,031,183	-	1,382,546	-	-	-
GRP 778	ELECTRICAL MACHINERY AND APPARATUS, N.E.S.	-	-	1,917,914	-	-	-
GRP 781	MOTOR CARS AND OTHER MOTOR VEHICLES FOR THE TRANSPORT OF PERSONS	-	-	11,553,837	-	-	-
GRP 784	PARTS AND ACCESSORIES, OF THE MOTOR VEHICLES FALLING WITHIN HEADING 722, 781, 782 OR 783	-	-	278,767	-	-	-
GRP 785	MOTORCYCLES, AND CYCLES, MOTORIZED AND NON-MOTORIZED; INVALID CARRIAGES	-	-	6,712	-	-	-

SARAWAK

JADUAL 20 (SAMB) : NILAI EKSPORT, IMPORT DAN EKSPORT SEMULA MENGIKUT KUMPULAN, BAHAGIAN DAN SEKSYEN BAGI SETIAP NEGARA
 TABLE 20 (CONT'D) : VALUE OF EXPORTS, IMPORTS AND RE-EXPORTS BY GROUPS, DIVISIONS AND SECTIONS FOR EACH COUNTRY

GROUP / DIV / SECT	COUNTRY OF DESTINATION / ORIGIN	EXPORTS & RE-EXPORTS RM F.O.B.		IMPORTS RM C.I.F.		RE-EXPORTS RM F.O.B.	
		JAN - DIS	2020	JAN - DIS	2020	JAN - DIS	2020
GRP 786	TRAILERS AND SEMI-TRAILERS; OTHER VEHICLES, NOT MECHANICALLY PROPELLED; SPECIALLY DESIGNED AND EQUIPPED TRANSPORT CONTAINERS	-	-	73,453	-	-	-
GRP 792	AIRCRAFT AND ASSOCIATED EQUIPMENT, SPACECRAFTS AND SPACECRAFT LAUNCH VEHICLES AND PARTS	-	-	24,790	-	-	-
GRP 793	SHIPS, BOATS (INCLUDING HOVERCRAFT) AND FLOATING STRUCTURES	-	-	870,611	-	-	-
GRP 812	SANITARY, PLUMBING AND HEATING FIXTURES AND FITTINGS, N.E.S.	-	-	20,814	-	-	-
GRP 813	LIGHTING FIXTURES AND FITTINGS, N.E.S.	-	-	663,149	-	-	-
GRP 821	FURNITURE AND PARTS THEREOF	-	-	24,053	-	-	-
GRP 831	TRAVEL GOODS, HANDBAGS AND SIMILAR CONTAINERS	-	-	43,135	-	-	-
GRP 841	MEN'S OR BOYS' COATS, CAPES, JACKETS, SUITS, BLAZERS, TROUSERS, UNDERWEAR, ETC., OF TEXTILE FABRICS, NOT KNITTED OR CROCHETED	-	-	34,070	-	-	-
GRP 842	WOMEN'S AND GIRLS' COATS, CAPES, JACKETS, SUITS, BLAZERS, TROUSERS, SHORTS AND SIMILAR ARTICLES OF TEXTILE FABRICS, NOT KNITTED OR CROCHETED	-	-	93,556	-	-	-
GRP 843	MEN'S OR BOYS' COATS, CAPES, JACKETS, SUITS, BLAZERS, TROUSERS, SHORTS AND SIMILAR ARTICLES OF TEXTILE FABRICS, KNITTED OR CROCHETED	-	-	2,872	-	-	-
GRP 844	WOMEN'S AND GIRLS' COATS, CAPES, JACKETS, SUITS, BLAZERS, TROUSERS, SHORTS AND SIMILAR ARTICLES OF TEXTILE FABRICS, KNITTED OR CROCHETED	-	-	5,729	-	-	-
GRP 845	ARTICLES OF APPAREL, OF TEXTILE FABRICS, WHETHER OR NOT KNITTED OR CROCHETED, N.E.S.	-	-	50,074	-	-	-
GRP 848	ARTICLES OF APPAREL AND CLOTHING ACCESSORIES OF OTHER THAN TEXTILE FABRICS, HEADGEAR OF ALL MATERIALS	-	-	12,410	-	-	-
GRP 851	FOOTWEAR	-	-	45,585	-	-	-
GRP 872	MEDICAL INSTRUMENTS AND APPLIANCES, N.E.S.	-	-	463,727	-	-	-
GRP 873	METERS AND COUNTERS, N.E.S.	-	-	36,540	-	-	-
GRP 874	MEASURING, CHECKING, ANALYSING AND CONTROLLING INSTRUMENTS AND APPARATUS N.E.S.	91,008	-	3,524,749	-	91,008	-
GRP 881	PHOTOGRAPHIC APPARATUS AND EQUIPMENT, N.E.S.	-	-	479,368	-	-	-
GRP 885	WATCHES AND CLOCKS	-	-	20,706	-	-	-
GRP 892	PRINTED MATTER	-	-	483,860	-	-	-
GRP 893	ARTICLES, NES OF PLASTICS	-	-	227,783	-	-	-
GRP 894	BABY CARRIAGES, TOYS, GAMES AND SPORTING GOODS	-	-	13,994	-	-	-
GRP 896	WORKS OF ART, COLLECTORS' PIECES AND ANTIQUES	-	-	35,859	-	-	-
GRP 898	MUSICAL INSTRUMENTS AND PARTS AND ACCESSORIES THEREOF	-	-	2,238	-	-	-
GRP 899	MISCELLANEOUS MANUFACTURED ARTICLES, N.E.S.	-	-	24,568	-	-	-
GRP 931	SPECIAL TRANSACTIONS AND COMMODITIES	105,478	-	2,059,114	-	6,171	-
DIV 00	LIVE ANIMALS	-	-	352,871	-	-	-
DIV 02	DAIRY PRODUCT AND BIRDS EGGS	-	-	653,635	-	-	-
DIV 03	FISH, CRUSTACEANS AND MOLLUSCS, AND PREPARATIONS THEREOF	-	-	122,703	-	-	-
DIV 04	CEREALS AND CEREAL PREPARATIONS	-	-	291,552	-	-	-
DIV 05	VEGETABLES AND FRUITS	-	-	153,796	-	-	-
DIV 06	SUGARS, SUGAR PREPARATIONS AND HONEY	-	-	55,743	-	-	-
DIV 07	COFFEE, TEA, COCOA, SPICES, AND MANUFACTURES THEREOF	-	-	215,246	-	-	-
DIV 08	FEEDING STUFF FOR ANIMALS (NOT INCLUDING UNMILLED CEREALS)	-	-	143,297	-	-	-
DIV 09	MISCELLANEOUS EDIBLE PRODUCTS AND PREPARATIONS	3,643,467	-	189,982	-	305,600	-
DIV 11	BEVERAGES	460	-	4,507,356	-	460	-
DIV 24	CORK AND WOOD	239,585	-	-	-	-	-
DIV 26	TEXTILE FIBRES(OTHER THAN WOOL TOPS) AND THEIR WASTES (NOT MANUFACTURED INTO YARN OR FABRICS)	-	-	55,763	-	-	-
DIV 27	CRUDE FERTILIZERS AND CRUDE MINERALS (EXCLUDING COAL, PETROLEUM AND PRECIOUS STONES)	-	-	76,794	-	-	-
DIV 28	METALLIFEROUS ORES AND METAL SCRAP	-	-	75,462	-	-	-
DIV 33	PETROLEUM, PETROLEUM PRODUCTS AND RELATED MATERIALS	-	-	192,552	-	-	-
DIV 42	FIXED VEGETABLE OILS AND FATS, CRUDE, REFINED OR FRACTIONATED	-	-	2,294	-	-	-
DIV 43	ANIMAL OR VEGETABLE OILS AND FATS, PROCESSED, AND WAXES OF ANIMAL OR VEGETABLE ORIGIN	3,317,284	-	-	-	-	-
DIV 51	ORGANIC CHEMICALS	-	-	3,308,763	-	-	-

SARAWAK

JADUAL 20 (SAMB) : NILAI EKSPORT, IMPORT DAN EKSPORT SEMULA MENGIKUT KUMPULAN, BAHAGIAN DAN SEKSYEN BAGI SETIAP NEGARA
 TABLE 20 (CONT'D) : VALUE OF EXPORTS, IMPORTS AND RE-EXPORTS BY GROUPS, DIVISIONS AND SECTIONS FOR EACH COUNTRY

GROUP / DIV / SECT	COUNTRY OF DESTINATION / ORIGIN	EXPORTS & RE-EXPORTS RM F.O.B.		IMPORTS RM C.I.F.		RE-EXPORTS RM F.O.B.	
		JAN - DIS	2020	JAN - DIS	2020	JAN - DIS	2020
DIV 53	DYEING, TANNING AND COLOURING MATERIALS	-	-	30,176	-	-	-
DIV 54	MEDICINAL AND PHARMACEUTICAL PRODUCTS	-	-	568,088	-	-	-
DIV 55	ESSENTIAL OILS AND RESINOIDS AND PERFUME MATERIALS; TOILET, POLISHING AND CLEANSING PREPARATIONS	-	-	1,603,246	-	-	-
DIV 57	PLASTICS IN PRIMARY FORMS	-	-	1,155,642	-	-	-
DIV 58	PLASTICS IN NON-PRIMARY FORMS	-	-	31,011	-	-	-
DIV 59	CHEMICAL MATERIALS AND PRODUCTS, N.E.S.	30,993	-	6,190,810	-	-	-
DIV 62	RUBBER MANUFACTURES, N.E.S.	-	-	1,771,298	-	-	-
DIV 63	CORK AND WOOD MANUFACTURES (EXCLUDING FURNITURE)	260,021	-	405,838	-	-	-
DIV 64	PAPER, PAPERBOARD, AND ARTICLES OF PAPER PULP, OF PAPER OR PAPERBOARD	-	-	246,025	-	-	-
DIV 65	TEXTILE YARN, FABRICS, MADE-UP ARICLES, N.E.S. AND RELATED PRODUCTS	-	-	296,143	-	-	-
DIV 66	NON-METALLIC MINERAL MANUFACTURES N.E.S.	234,037	-	17,840	-	-	-
DIV 67	IRON AND STEEL	10,456,071	-	1,207,002	-	-	-
DIV 68	NON-FERROUS METALS	575,503	-	6,165	-	-	-
DIV 69	MANUFACTURES OF METAL, N.E.S.	-	-	1,378,809	-	-	-
DIV 71	POWER GENERATING MACHINERY AND EQUIPMENT	-	-	12,685,046	-	-	-
DIV 72	MACHINERY SPECIALIZED FOR PARTICULAR INDUSTRIES	286,888	-	11,645,275	-	286,888	-
DIV 73	METALWORKING MACHINERY	-	-	273,851	-	-	-
DIV 74	GENERAL INDUSTRIAL MACHINERY AND EQUIPMENT, N.E.S. AND MACHINE PARTS, N.E.S.	94,046	-	25,112,275	-	94,046	-
DIV 75	OFFICE MACHINES AND AUTOMATIC DATA PROCESSING EQUIPMENT	2,509	-	384,059	-	2,509	-
DIV 76	TELECOMMUNICATIONS AND SOUND RECORDING AND REPRODUCING APPARATUS AND EQUIPMENT	-	-	73,812	-	-	-
DIV 77	ELECTRICAL MACHINERY, APPARATUS AND APPLIANCES, N.E.S. AND ELECTRICAL PARTS THEREOF	3,031,183	-	6,521,132	-	-	-
DIV 78	ROAD VEHICLES (INCLUDING AIR - CUSHION VEHICLES)	-	-	11,912,769	-	-	-
DIV 79	OTHERS TRANSPORT EQUIPMENT	-	-	895,401	-	-	-
DIV 81	PREFABRICATED BUILDINGS, SANITARY, PLUMBING, HEATING AND LIGHTING FIXTURES AND FITTINGS, N.E.S.	-	-	683,963	-	-	-
DIV 82	FURNITURE AND PARTS THEREOF	-	-	24,053	-	-	-
DIV 83	TRAVEL GOODS, HANDBAGS AND SIMILAR CONTAINERS	-	-	43,135	-	-	-
DIV 84	ARTICLES OF APPAREL AND CLOTHING ACCESSORIES	-	-	198,711	-	-	-
DIV 85	FOOTWEAR	-	-	45,585	-	-	-
DIV 87	PROFESSIONAL, SCIENTIFIC AND CONTROLLING INSTRUMENTS AND APPARATUS, N.E.S.	91,008	-	4,025,016	-	91,008	-
DIV 88	PHOTOGRAPHIC APPARATUS, EQUIPMENT AND SUPPLIED AND OPTICAL GOODS, N.E.S., WATCHES AND CLOCKS	-	-	500,074	-	-	-
DIV 89	MISCELLANEOUS MANUFACTURED ARTICLES, N.E.S.	-	-	788,302	-	-	-
DIV 93	SPECIAL TRANSACTIONS AND COMMODITIES	105,478	-	2,059,114	-	6,171	-
SECT 0	FOOD	3,643,467	-	2,178,825	-	305,600	-
SECT 1	BEVERAGES AND TOBACCO	460	-	4,507,356	-	460	-
SECT 2	CRUDE MATERIALS, INEDIBLE	239,585	-	208,019	-	-	-
SECT 3	MINERAL FUELS, LUBRICANTS, ETC.	-	-	192,552	-	-	-
SECT 4	ANIMAL AND VEGETABLE OILS AND FATS	3,317,284	-	2,294	-	-	-
SECT 5	CHEMICALS	30,993	-	12,887,736	-	-	-
SECT 6	MANUFACTURED GOODS	11,525,632	-	5,329,120	-	-	-
SECT 7	MACHINERY & TRANSPORT EQUIPMENT	3,414,626	-	69,503,620	-	383,443	-
SECT 8	MISCELLANEOUS MANUFACTURED ARTICLES	91,008	-	6,308,839	-	91,008	-
SECT 9	MISCELLANEOUS TRANSACTIONS AND COMMODITIES	105,478	-	2,059,114	-	6,171	-
	TOTAL - UNITED KINGDOM	22,368,533	-	103,177,475	-	786,682	-
***	UNITED STATES						
GRP 001	LIVE ANIMALS	-	-	159,706	-	-	-
GRP 012	OTHER MEAT AND EDIBLE OFFAL, FRESH, CHILLED OR FROZEN	-	-	237,915	-	-	-
GRP 022	MILK AND CREAM AND MILK PRODUCTS OTHER THAN BUTTER OR CHEESE	-	-	45,142	-	-	-
GRP 024	CHEESE AND CURD	-	-	2,296,744	-	-	-
GRP 034	FISH, FRESH(LIVE OR DEAD), CHILLED OR FROZEN	-	-	208,869	-	-	-
GRP 036	CRUSTACEANS AND MOLLUSCS, FRESH, CHILLED, FROZEN, SALTED OR IN BRINE OR DRIED	5,942,674	-	74,948	-	-	-

SARAWAK

JADUAL 20 (SAMB) : NILAI EKSPORT, IMPORT DAN EKSPORT SEMULA MENGIKUT KUMPULAN, BAHAGIAN DAN SEKSYEN BAGI SETIAP NEGARA
 TABLE 20 (CONT'D) : VALUE OF EXPORTS, IMPORTS AND RE-EXPORTS BY GROUPS, DIVISIONS AND SECTIONS FOR EACH COUNTRY

GROUP / DIV / SECT	COUNTRY OF DESTINATION / ORIGIN	EXPORTS & RE-EXPORTS RM F.O.B.		IMPORTS RM C.I.F.		RE-EXPORTS RM F.O.B.	
		JAN - DIS	2020	JAN - DIS	2020	JAN - DIS	2020
GRP 037	FISH, CRUSTACEANS AND MOLLUSCS PREPARED OR PRESERVED, N.E.S.	-	-	6,191	-	-	-
GRP 041	WHEAT (INCLUDING SPELT) AND MESLIN, UNMILLED	-	-	458,575	-	-	-
GRP 044	MAIZE (NOT INCLUDING SWEET CORN), UNMILLED	-	-	1,086,618	-	-	-
GRP 047	OTHER CEREAL MEALS AND FLOURS	-	-	6,468,646	-	-	-
GRP 048	CEREAL PREPARATIONS AND PREPARATION OF FLOUR OR STARCH OF FRUITS OR VEGETABLES	-	-	562,311	-	-	-
GRP 054	VEGETABLES, FRESH, CHILLED, FROZEN OR SIMPLY PRESERVED	-	-	617,125	-	-	-
GRP 056	VEGETABLES, ROOT AND TUBERS, PREPARED OR PRESERVED, N.E.S.	-	-	14,248,361	-	-	-
GRP 057	FRUITS AND NUTS (NOT INCLUDING OIL NUTS), FRESH OR DRIED	-	-	12,751,479	-	-	-
GRP 058	FRUITS, PRESERVED, AND FRUIT PREPARATIONS (EXCLUDING FRUIT JUICES)	-	-	1,771,949	-	-	-
GRP 059	FRUIT JUICES (INCLUDING GRAPE MUST) & VEGETABLE JUICES, UNFERMENTED & NOT CONTAINING ADDED SPIRIT, WHETHER / NOT CONTAINING ADDED SUGAR OR OTHER SWEETENING MATTER	-	-	17,462	-	-	-
GRP 061	SUGARS, MOLASSES AND HONEY	-	-	17,664	-	-	-
GRP 062	SUGAR CONFECTIONERY	-	-	11,033	-	-	-
GRP 071	COFFEE AND COFFEE SUBSTITUTES	-	-	4,072	-	-	-
GRP 073	CHOCOLATE AND OTHER FOOD PREPARATIONS CONTAINING COCOA, N.E.S	-	-	23,730	-	-	-
GRP 075	SPICES	153,124	-	478,497	-	-	-
GRP 081	FEEDING STUFF FOR ANIMALS (NOT INCLUDING UNMILLED CEREALS)	-	-	7,210,157	-	-	-
GRP 098	EDIBLE PRODUCTS AND PREPARATIONS, N.E.S.	25,449	-	887,113	-	-	-
GRP 111	NON-ALCOHOLIC BEVERAGES, N.E.S.	-	-	14,258	-	-	-
GRP 112	ALCOHOLIC BEVERAGES	424	-	345,358	-	424	-
GRP 248	WOOD, SIMPLY WORKED, AND RAILWAY SLEEPERS OF WOOD	863,670	-	160,908	-	-	-
GRP 269	WORN CLOTHING AND OTHER WORN TEXTILE ARTICLES ;RAGS	-	-	121,837	-	-	-
GRP 273	STONE, SAND AND GRAVEL	-	-	51,466	-	-	-
GRP 277	NATURAL ABRASIVES, N.E.S. (INCLUDING INDUSTRIAL DIAMONDS)	-	-	710,825	-	-	-
GRP 278	OTHER CRUDE MINERALS	-	-	5,065,166	-	-	-
GRP 282	FERROUS WASTE AND SCRAP; REMELTING INGOTS OF IRON OR STEEL	-	-	36,176	-	-	-
GRP 285	ALUMINIUM ORES AND CONCENTRATES	-	-	1,246,995	-	-	-
GRP 288	NON-FERROUS BASE METAL WASTE AND SCRAP, N.E.S.	-	-	525,755	-	-	-
GRP 291	CRUDE ANIMAL MATERIALS, N.E.S.	-	-	17,804	-	-	-
GRP 334	PETROLEUM PRODUCTS, REFINED	-	-	1,633,265	-	-	-
GRP 335	RESIDUAL PETROLEUM PRODUCTS, N.E.S. AND RELATED MATERIALS	53,203,040	-	174,354	-	-	-
GRP 342	LIQUEFIED PROPANE AND BUTANE	-	-	53,500	-	-	-
GRP 344	PETROLEUM GASES AND OTHER GASEOUS HYDRO-CARBONS, N.E.S.	-	-	21,787	-	-	-
GRP 421	FIXED VEGETABLE OILS, 'SOFT', CRUDE, REFINED OR PURIFIED	-	-	3,237	-	-	-
GRP 422	OTHER FIXED VEGETABLE OILS, FLUID OR SOLID, CRUDE, REFINED OR PURIFIED	49,827,685	-	7,182	-	-	-
GRP 431	ANIMAL OR VEGETABLE OILS AND FATS, PROCESSED, AND WAXES OF ANIMAL OR VEGETABLE ORIGIN	48,709,153	-	-	-	-	-
GRP 511	HYDROCARBONS, N.E.S. AND THEIR HALOGENATED, SULPHONATED, NITRATED OR NITROSATED DERIVATIVES	-	-	1,148,547	-	-	-
GRP 512	ALCOHOLS, PHENOLS, PHENOL-ALCOHOLS, AND THEIR DERIVATIVES	-	-	20,226,609	-	-	-
GRP 513	CARBOXYLIC ACIDS, ANHYDRIDES, HALIDES, PEROXIDES AND PEROXYACIDS AND DERIVATIVES	-	-	2,341,869	-	-	-
GRP 514	NITROGEN-FUNCTION COMPOUNDS	-	-	377,692	-	-	-
GRP 515	ORGANO-INORGANIC AND HETEROCYCLIC COMPOUNDS	-	-	1,233,314	-	-	-
GRP 516	OTHER ORGANIC CHEMICALS	-	-	151,614	-	-	-
GRP 522	INORGANIC CHEMICAL ELEMENTS, OXIDES AND HALOGEN SALTS	56,358,337	-	46,167,328	-	17,266,206	-
GRP 523	METALLIC SALTS AND PEROXYSALTS, OF INORGANIC ACIDS	-	-	7,194,949	-	-	-
GRP 524	OTHER INORGANIC CHEMICALS; ORGANIC AND INORGANIC COMPOUNDS OF PRECIOUS METALS	-	-	1,187,295	-	-	-
GRP 525	RADIO-ACTIVE AND ASSOCIATED MATERIALS	-	-	604,361	-	-	-

SARAWAK

JADUAL 20 (SAMB) : NILAI EKSPORT, IMPORT DAN EKSPORT SEMULA MENGIKUT KUMPULAN, BAHAGIAN DAN SEKSYEN BAGI SETIAP NEGARA
TABLE 20 (CONT'D) : VALUE OF EXPORTS, IMPORTS AND RE-EXPORTS BY GROUPS, DIVISIONS AND SECTIONS FOR EACH COUNTRY

GROUP / DIV / SECT	COUNTRY OF DESTINATION / ORIGIN	EXPORTS & RE-EXPORTS RM F.O.B.		IMPORTS RM C.I.F.		RE-EXPORTS RM F.O.B.	
		JAN - DIS	2020	JAN - DIS	2020	JAN - DIS	2020
GRP 532	DYEING AND TANNING EXTRACTS, AND SYNTHETIC TANNING MATERIALS	-	-	19,500	-	-	-
GRP 533	PIGMENTS, PAINTS, VARNISHES AND RELATED MATERIALS	-	-	1,876,239	-	-	-
GRP 541	MEDICINAL AND PHARMACEUTICAL PRODUCTS, OTHER THAN MEDICAMENTS OF GROUP 542	-	-	86,047	-	-	-
GRP 542	MEDICAMENTS (INCLUDING VETERINARY MEDICAMENTS)	-	-	653,911	-	-	-
GRP 551	ESSENTIAL OILS, PERFUME AND FLAVOUR MATERIALS	-	-	38,565	-	-	-
GRP 553	PERFUMERY, COSMETICS AND TOILET PREPARATIONS	-	-	71,455	-	-	-
GRP 554	SOAP, CLEANSING AND POLISHING PREPARATIONS	-	-	3,049,686	-	-	-
GRP 562	FERTILIZERS, MANUFACTURED	-	-	8,210,536	-	-	-
GRP 571	POLYMER OF ETHYLENE, IN PRIMARY FORMS	-	-	733,943	-	-	-
GRP 572	POLYMER OF STYRENE, IN PRIMARY FORMS	-	-	442,460	-	-	-
GRP 574	POLYACETALS, OTHER POLYETHERS AND EPOXIDE RESINS, IN PRIMARY FORMS	-	-	1,779,799	-	-	-
GRP 575	OTHER PLASTICS, IN PRIMARY FORMS	-	-	3,817,406	-	-	-
GRP 581	TUBES, PIPES AND HOSES OF PLASTICS	-	-	740,604	-	-	-
GRP 582	PLATES, SHEETS, FILM, COIL AND STRIP OF PLASTICS	-	-	187,608	-	-	-
GRP 583	MONOFILAMENT, RODS, STICKS AND PROFILE SHAPES, OF PLASTICS	-	-	5,462	-	-	-
GRP 591	DISINFECTANTS, INSECTICIDES, FUNGICIDES, WEED KILLERS, ANTI-SPROUTING PRODUCTS, ETC.	-	-	4,552,506	-	-	-
GRP 592	STARCHES, INULIN AND WHEAT GLUTEN; ALBUMINOIDAL SUBSTANCES; GLUES	-	-	363,047	-	-	-
GRP 593	EXPLOSIVES AND PYROTECHNIC PRODUCTS	-	-	8,098,278	-	-	-
GRP 597	PREPARED ADDITIVES FOR MINERAL OILS; LUBRICATING PREPARATIONS	-	-	1,534,496	-	-	-
GRP 598	MISCELLANEOUS CHEMICAL PRODUCTS, N.E.S.	-	-	67,581,881	-	-	-
GRP 621	MATERIALS OF RUBBER	-	-	2,690,458	-	-	-
GRP 625	RUBBER TYRES, INTERCHANGEABLE TYRE TREADS, INNER TUBES AND TYRE FLABS	-	-	717,312	-	-	-
GRP 629	ARTICLES OF RUBBER, N.E.S.	-	-	5,106,252	-	-	-
GRP 633	CORK MANUFACTURES	-	-	18,496	-	-	-
GRP 634	VENEERS, PLYWOOD, PARTICLE BOARD, AND OTHER WOOD, WORKED, N.E.S.	21,536,094	-	-	-	-	-
GRP 635	WOOD MANUFACTURES, N.E.S.	12,458,114	-	79,301	-	-	-
GRP 641	PAPER AND PAPERBOARD	-	-	704,037	-	-	-
GRP 642	PAPER AND PAPERBOARD, CUT TO SIZE OR SHAPE, AND ARTICLES OF PAPER OR PAPERBOARD	-	-	308,671	-	-	-
GRP 654	TEXTILE FABRICS, WOVEN	-	-	73,078	-	-	-
GRP 657	SPECIAL YARNS, TEXTILE FABRICS AND RELATED PRODUCTS	-	-	470,052	-	-	-
GRP 658	MADE-UP ARTICLES, WHOLLY OR CHIEFLY OF TEXTILE MATERIALS, N.E.S.	-	-	487,494	-	-	-
GRP 659	FLOOR COVERINGS, ETC.	-	-	3,063	-	-	-
GRP 661	LIME, CEMENT, AND FABRICATED CONSTRUCTION MATERIALS (EXCEPT GLASS AND CLAY MATERIALS)	-	-	1,091,665	-	-	-
GRP 662	CLAY CONSTRUCTION MATERIALS AND REFRACTORY CONSTRUCTION MATERIALS	5,384,326	-	18,560	-	-	-
GRP 663	MINERAL MANUFACTURES, N.E.S.	-	-	8,621,503	-	-	-
GRP 664	GLASS	114,335	-	2,213,850	-	114,335	-
GRP 665	GLASSWARE	-	-	112,756	-	-	-
GRP 666	POTTERY	-	-	2,038	-	-	-
GRP 671	PIG IRON, SPIEGELEISEN, SPONGE IRON, IRON OR STEEL GRANULES AND POWDERS AND FERRO-ALLOYS	248,428,993	-	-	-	-	-
GRP 675	FLAT-ROLLED PRODUCTS OF ALLOY STEEL	-	-	2,859	-	-	-
GRP 676	IRON AND STEEL BARS, RODS, ANGLES, SHAPES AND SECTIONS (INCLUDING SHEET PILING)	-	-	226,984	-	-	-
GRP 679	TUBES, PIPES AND HOLLOW PROFILES, AND TUBES OR PIPE FITTINGS, OF IRON OR STEEL	-	-	21,606,223	-	-	-
GRP 682	COPPER (INCLUDING ALLOYS)	-	-	16,248	-	-	-
GRP 684	ALUMINIUM (INCLUDING ALLOYS)	146,468	-	383,987	-	-	-
GRP 691	STRUCTURES AND PARTS OF STRUCTURES, N.E.S., OF IRON, STEEL OR ALUMINIUM	-	-	464,045	-	-	-
GRP 692	METAL CONTAINERS FOR STORAGE OR TRANSPORT	-	-	43,852	-	-	-
GRP 693	WIRE PRODUCTS (EXCLUDING INSULATED ELECTRICAL WIRING) AND FENCING GRILLS	-	-	992,939	-	-	-
GRP 694	NAILS, SCREWS, NUTS, BOLTS, RIVETS AND THE LIKE, OF IRON, STEEL, COPPER OR ALUMINIUM	75,138	-	3,382,049	-	75,138	-
GRP 695	TOOLS FOR USE IN THE HAND OR IN MACHINES	-	-	73,266,767	-	-	-

SARAWAK

JADUAL 20 (SAMB) : NILAI EKSPORT, IMPORT DAN EKSPORT SEMULA MENGIKUT KUMPULAN, BAHAGIAN DAN SEKSYEN BAGI SETIAP NEGARA
 TABLE 20 (CONT'D) : VALUE OF EXPORTS, IMPORTS AND RE-EXPORTS BY GROUPS, DIVISIONS AND SECTIONS FOR EACH COUNTRY

GROUP / DIV / SECT	COUNTRY OF DESTINATION / ORIGIN	EXPORTS & RE-EXPORTS RM F.O.B.		IMPORTS RM C.I.F.		RE-EXPORTS RM F.O.B.	
		JAN - DIS	2020	JAN - DIS	2020	JAN - DIS	2020
GRP 696	CUTLERY	-	-	4,545	-	-	-
GRP 697	HOUSEHOLD EQUIPMENT OF BASE METAL, N.E.S.	-	-	8,169	-	-	-
GRP 699	MANUFACTURES OF BASE METAL, N.E.S.	2,399,565	-	6,604,634	-	118,871	-
GRP 711	STEAM OR OTHER VAPOUR GENERATING BOILERS, SUPERHEATED WATER BOILERS, AND AUXILIARY PLANT FOR USE THEREWITH; AND PARTS THEREOF	-	-	13,975	-	-	-
GRP 712	STEAM TURBINES AND OTHER VAPOUR TURBINES, AND PARTS THEREOF, N.E.S.	-	-	544,002	-	-	-
GRP 713	INTERNAL COMBUSTION PISTON ENGINES, AND PARTS THEREOF, N.E.S.	-	-	9,758,591	-	-	-
GRP 714	ENGINES AND MOTORS, NON-ELECTRIC, AND PARTS, N.E.S.	1,658,480	-	45,429,646	-	1,658,480	-
GRP 716	ROTATING ELECTRIC PLANT AND PARTS THEREOF, N.E.S.	-	-	5,421,949	-	-	-
GRP 718	OTHER POWER GENERATING MACHINERY AND PARTS THEREOF, N.E.S.	-	-	1,608,009	-	-	-
GRP 721	AGRICULTURAL MACHINERY (EXCLUDING TRACTORS) AND PARTS THEREOF	-	-	357,012	-	-	-
GRP 723	CIVIL ENGINEERING AND CONTRACTORS' PLANT AND EQUIPMENT	-	-	143,307,957	-	-	-
GRP 724	TEXTILE AND LEATHER MACHINERY, AND PARTS THEREOF, N.E.S.	14,342	-	44,896	-	14,342	-
GRP 725	PAPER MILL AND PULP MILL MACHINERY, PAPER CUTTING MACHINES AND OTHER MACHINERY FOR THE MANUFACTURE OF PAPER ARTICLES; PARTS THEREOF	-	-	29,441	-	-	-
GRP 726	PRINTING AND BOOKBINDING MACHINERY, AND PARTS THEREOF	-	-	9,572	-	-	-
GRP 728	OTHER MACHINERY AND EQUIPMENT SPECIALIZED FOR PARTICULAR INDUSTRIES, AND PARTS THEREOF, N.E.S.	1,680,608	-	31,421,923	-	1,680,608	-
GRP 731	MACHINE-TOOLS WORKING BY REMOVING METAL OR OTHER MATERIAL	-	-	156,500	-	-	-
GRP 733	MACHINE-TOOLS FOR WORKING METAL, SINTERED METAL CARBIDES OF CERMETS, WITHOUT REMOVING MATERIAL	-	-	42,788	-	-	-
GRP 735	PARTS, NES AND ACCESSORIES FOR USE WITH MACHINES FALLING WITHIN HEADING 731 AND 733	15,304	-	2,428,544	-	15,304	-
GRP 737	METALWORKING MACHINERY (OTHER THAN MACHINE- TOOLS), AND PARTS THEROF, N.E.S.	-	-	141,427	-	-	-
GRP 741	HEATING AND COOLING EQUIPMENT AND PARTS THEREOF, N.E.S.	251,331	-	5,649,854	-	251,331	-
GRP 742	PUMPS FOR LIQUIDS, LIQUID ELEVATORS AND PARTS	-	-	13,919,864	-	-	-
GRP 743	PUMPS (OTHER THAN PUMPS FOR LIQUIDS) AND COMPRESSORS AND FANS; CENTRIFUGES; FILTERING OR PURIFYING APPARATUS; AND PARTS THEREOF	103,749	-	24,074,143	-	103,749	-
GRP 744	MECHANICAL HANDLING EQUIPMENT, AND PARTS THEREOF, N.E.S.	-	-	4,690,379	-	-	-
GRP 745	OTHER NON-ELECTRICAL MACHINERY, TOOLS AND MECHANICAL APPARATUS, AND PARTS THEREOF, N.E.S.	-	-	2,894,993	-	-	-
GRP 746	BALL OR ROLLER BEARINGS	2,050	-	7,381,451	-	2,050	-
GRP 747	TAPS, COCKS, VALVES AND SIMILAR APPLIANCE	-	-	31,952,332	-	-	-
GRP 748	TRANSMISSION SHAFTS AND CRANKS; BEARING HOUSINGS AND PARTS THEREOF	-	-	9,340,263	-	-	-
GRP 749	NON-ELECTRIC PARTS AND ACCESSORIES OF MACHINERY, N.E.S.	-	-	7,431,008	-	-	-
GRP 751	OFFICE MACHINES	-	-	35,975	-	-	-
GRP 752	AUTOMATIC DATA PROCESSING MACHINES AND UNITS THEREOF	2,817	-	2,068,645	-	2,817	-
GRP 759	PARTS AND ACCESSORIES FOR USE WITHIN GROUPS 751 AND 752	-	-	131,031	-	-	-
GRP 761	TELEVISION RECEIVERS WITH RADIO-BROADCAST RECEIVERS, SOUND RECORDERS OR REPRODUCERS	-	-	116,084	-	-	-
GRP 762	RADIO-BROADCAST RECEIVERS WITH SOUND RECORDERS OR REPRODUCERS	-	-	451,441	-	-	-
GRP 764	TELECOMMUNICATIONS EQUIPMENTS, N.E.S.; THEIR PARTS, AND ACCESSORIES USED IN DIVISION 76	192,138	-	1,491,347	-	192,138	-
GRP 771	ELECTRIC POWER MACHINERY (OTHER THAN ROTATING ELECTRIC PLANT), AND PARTS THEREOF	91,396	-	6,522,219	-	91,396	-
GRP 772	ELECTRICAL APPARATUS, RESISTOR, SWITCHBOARD AND CONTROL PANELS N.E.S., AND PARTS N.E.S.	34,785	-	14,050,799	-	34,785	-
GRP 773	EQUIPMENT FOR DISTRIBUTING ELECTRICITY, N.E.S.	2,215	-	3,342,536	-	2,215	-
GRP 774	ELECTRO-DIAGNOSTIC APPARATUS FOR MEDICAL, SURGICAL, DENTAL OR VETERINARY SCIENCES AND RADIOLOGICAL APPARATUS	-	-	4,252,226	-	-	-
GRP 775	HOUSEHOLD TYPE, ELECTRICAL AND NON-ELECTRICAL EQUIPMENT, N.E.S.	-	-	783,231	-	-	-
GRP 776	THERMIONIC VALVES AND TUBES; PHOTOCELLS; ETC., AND PARTS THEREOF, N.E.S.	620,114,392	-	283,256	-	68,495	-

SARAWAK

JADUAL 20 (SAMB) : NILAI EKSPORT, IMPORT DAN EKSPORT SEMULA MENGIKUT KUMPULAN, BAHAGIAN DAN SEKSYEN BAGI SETIAP NEGARA
TABLE 20 (CONT'D) : VALUE OF EXPORTS, IMPORTS AND RE-EXPORTS BY GROUPS, DIVISIONS AND SECTIONS FOR EACH COUNTRY

GROUP / DIV / SECT	COUNTRY OF DESTINATION / ORIGIN	EXPORTS & RE-EXPORTS RM F.O.B.		IMPORTS RM C.I.F.		RE-EXPORTS RM F.O.B.	
		JAN - DIS	2020	JAN - DIS	2020	JAN - DIS	2020
GRP 778	ELECTRICAL MACHINERY AND APPARATUS, N.E.S.	39,182,387		6,381,522		54,565	
GRP 781	MOTOR CARS AND OTHER MOTOR VEHICLES FOR THE TRANSPORT OF PERSONS	-		662,416		-	
GRP 782	MOTOR VEHICLES FOR THE TRANSPORT OF GOODS AND SPECIAL PURPOSE MOTOR VEHICLES	-		88,197		-	
GRP 784	PARTS AND ACCESSORIES, OF THE MOTOR VEHICLES FALLING WITHIN HEADING 722, 781, 782 OR 783	2,154		1,081,660		2,154	
GRP 785	MOTORCYCLES, AND CYCLES, MOTORIZED AND NON-MOTORIZED; INVALID CARRIAGES	-		265,291		-	
GRP 786	TRAILERS AND SEMI-TRAILERS; OTHER VEHICLES, NOT MECHANICALLY PROPELLED; SPECIALLY DESIGNED AND EQUIPPED TRANSPORT CONTAINERS	-		21,887		-	
GRP 792	AIRCRAFT AND ASSOCIATED EQUIPMENT, SPACECRAFTS AND SPACECRAFT LAUNCH VEHICLES AND PARTS	518,523		26,698,552		518,523	
GRP 793	SHIPS, BOATS (INCLUDING HOVERCRAFT) AND FLOATING STRUCTURES	-		1,263,800		-	
GRP 811	PREFABRICATED BUILDINGS	-		65,620		-	
GRP 812	SANITARY, PLUMBING AND HEATING FIXTURES AND FITTINGS, N.E.S.	-		2,524		-	
GRP 813	LIGHTING FIXTURES AND FITTINGS, N.E.S.	-		1,361,521		-	
GRP 821	FURNITURE AND PARTS THEREOF	106,874		120,253		-	
GRP 831	TRAVEL GOODS, HANDBAGS AND SIMILAR CONTAINERS	-		71,979		-	
GRP 841	MEN'S OR BOYS' COATS, CAPES, JACKETS, SUITS, BLAZERS, TROUSERS, UNDERWEAR, ETC., OF TEXTILE FABRICS, NOT KNITTED OR CROCHETED	-		26,325		-	
GRP 842	WOMEN'S AND GIRLS' COATS, CAPES, JACKETS, SUITS, BLAZERS, TROUSERS, SHORTS AND SIMILAR ARTICLES OF TEXTILE FABRICS, NOT KNITTED OR CROCHETED	-		43,398		-	
GRP 845	ARTICLES OF APPAREL, OF TEXTILE FABRICS, WHETHER OR NOT KNITTED OR CROCHETED, N.E.S.	-		56,430		-	
GRP 846	CLOTHING ACCESSORIES, OF TEXTILE FABRICS, WHETHER OR NOT KNITTED OR CROCHETED	-		114,810		-	
GRP 848	ARTICLES OF APPAREL AND CLOTHING ACCESSORIES OF OTHER THAN TEXTILE FABRICS, HEADGEAR OF ALL MATERIALS	-		126,603		-	
GRP 851	FOOTWEAR	-		87,505		-	
GRP 871	OPTICAL INSTRUMENTS AND APPARATUS, N.E.S.	-		56,839		-	
GRP 872	MEDICAL INSTRUMENTS AND APPLIANCES, N.E.S.	-		1,451,201		-	
GRP 873	METERS AND COUNTERS, N.E.S.	-		198,805		-	
GRP 874	MEASURING, CHECKING, ANALYSING AND CONTROLLING INSTRUMENTS AND APPARATUS N.E.S.	650,425		42,402,609		650,425	
GRP 881	PHOTOGRAPHIC APPARATUS AND EQUIPMENT, N.E.S.	-		188,746		-	
GRP 884	OPTICAL GOODS, N.E.S.	-		45,341		-	
GRP 885	WATCHES AND CLOCKS	16,705		35,022		16,705	
GRP 891	ARMS AND AMMUNITION	-		53,252		-	
GRP 892	PRINTED MATTER	-		100,108		-	
GRP 893	ARTICLES, NES OF PLASTICS	19,844		6,796,939		19,844	
GRP 894	BABY CARRIAGES, TOYS, GAMES AND SPORTING GOODS	2,122		151,623		2,122	
GRP 895	OFFICE AND STATIONARY SUPPLIES, N.E.S.	-		2,647		-	
GRP 896	WORKS OF ART, COLLECTORS' PIECES AND ANTIQUES	20,031		9,828		5,031	
GRP 897	JEWELLERY, GOLDSMITHS' AND SILVERSMITHS' WARES AND OTHER ARTICLES OF PRECIOUS OR SEMI-PRECIOUS MATERIALS, N.E.S.	-		39,769		-	
GRP 898	MUSICAL INSTRUMENTS AND PARTS AND ACCESSORIES THEREOF	-		39,841		-	
GRP 899	MISCELLANEOUS MANUFACTURED ARTICLES, N.E.S.	-		747,454		-	
GRP 931	SPECIAL TRANSACTIONS AND COMMODITIES	183,851		5,809,811		79,228	
DIV 00	LIVE ANIMALS	-		159,706		-	
DIV 01	MEAT AND MEAT PREPARATIONS	-		237,915		-	
DIV 02	DAIRY PRODUCT AND BIRDS EGGS	-		2,341,886		-	
DIV 03	FISH, CRUSTACEANS AND MOLLUSCS, AND PREPARATIONS THEREOF	5,942,674		290,008		-	
DIV 04	CEREALS AND CEREAL PREPARATIONS	-		8,576,150		-	
DIV 05	VEGETABLES AND FRUITS	-		29,406,376		-	
DIV 06	SUGARS, SUGAR PREPARATIONS AND HONEY	-		28,697		-	
DIV 07	COFFEE, TEA, COCOA, SPICES, AND MANUFACTURES THEREOF	153,124		506,299		-	
DIV 08	FEEDING STUFF FOR ANIMALS (NOT INCLUDING UNMILLED CEREALS)	-		7,210,157		-	

SARAWAK

JADUAL 20 (SAMB) : NILAI EKSPORT, IMPORT DAN EKSPORT SEMULA MENGIKUT KUMPULAN, BAHAGIAN DAN SEKSYEN BAGI SETIAP NEGARA
 TABLE 20 (CONT'D) : VALUE OF EXPORTS, IMPORTS AND RE-EXPORTS BY GROUPS, DIVISIONS AND SECTIONS FOR EACH COUNTRY

GROUP / DIV / SECT	COUNTRY OF DESTINATION / ORIGIN	EXPORTS & RE-EXPORTS RM F.O.B.		IMPORTS RM C.I.F.		RE-EXPORTS RM F.O.B.	
		JAN - DIS	2020	JAN - DIS	2020	JAN - DIS	2020
DIV 09	MISCELLANEOUS EDIBLE PRODUCTS AND PREPARATIONS	25,449		887,113		-	
DIV 11	BEVERAGES	424		359,616		424	
DIV 24	CORK AND WOOD	863,670		160,908		-	
DIV 26	TEXTILE FIBRES(OTHER THAN WOOL TOPS) AND THEIR WASTES (NOT MANUFACTURED INTO YARN OR FABRICS)	-		121,837		-	
DIV 27	CRUDE FERTILIZERS AND CRUDE MINERALS (EXCLUDING COAL, PETROLEUM AND PRECIOUS STONES)	-		5,827,457		-	
DIV 28	METALLIFEROUS ORES AND METAL SCRAP	-		1,808,926		-	
DIV 29	CRUDE ANIMAL AND VEGETABLE MATERIALS, N.E.S.	-		17,804		-	
DIV 33	PETROLEUM, PETROLEUM PRODUCTS AND RELATED MATERIALS	53,203,040		1,807,619		-	
DIV 34	GAS, NATURAL AND MANUFACTURED	-		75,287		-	
DIV 42	FIXED VEGETABLE OILS AND FATS, CRUDE, REFINED OR FRACTIONATED	49,827,685		10,419		-	
DIV 43	ANIMAL OR VEGETABLE OILS AND FATS, PROCESSED, AND WAXES OF ANIMAL OR VEGETABLE ORIGIN	48,709,153		-		-	
DIV 51	ORGANIC CHEMICALS	-		25,479,645		-	
DIV 52	INORGANIC CHEMICALS	56,358,337		55,153,933		17,266,206	
DIV 53	DYEING, TANNING AND COLOURING MATERIALS	-		1,895,739		-	
DIV 54	MEDICINAL AND PHARMACEUTICAL PRODUCTS	-		739,958		-	
DIV 55	ESSENTIAL OILS AND RESINOIDS AND PERFUME MATERIALS; TOILET, POLISHING AND CLEANSING PREPARATIONS	-		3,159,706		-	
DIV 56	FERTILIZERS, MANUFACTURED	-		8,210,536		-	
DIV 57	PLASTICS IN PRIMARY FORMS	-		6,773,608		-	
DIV 58	PLASTICS IN NON-PRIMARY FORMS	-		933,674		-	
DIV 59	CHEMICAL MATERIALS AND PRODUCTS, N.E.S.	-		82,130,208		-	
DIV 62	RUBBER MANUFACTURES, N.E.S.	-		8,514,022		-	
DIV 63	CORK AND WOOD MANUFACTURES (EXCLUDING FURNITURE)	33,994,208		97,797		-	
DIV 64	PAPER, PAPERBOARD, AND ARTICLES OF PAPER PULP, OF PAPER OR PAPERBOARD	-		1,012,708		-	
DIV 65	TEXTILE YARN, FABRICS, MADE-UP ARICLES, N.E.S. AND RELATED PRODUCTS	-		1,033,687		-	
DIV 66	NON-METALLIC MINERAL MANUFACTURES N.E.S.	5,498,661		12,060,372		114,335	
DIV 67	IRON AND STEEL	248,428,993		21,836,066		-	
DIV 68	NON-FERROUS METALS	146,468		400,235		-	
DIV 69	MANUFACTURES OF METAL, N.E.S.	2,474,703		84,767,000		194,009	
DIV 71	POWER GENERATING MACHINERY AND EQUIPMENT	1,658,480		62,776,172		1,658,480	
DIV 72	MACHINERY SPECIALIZED FOR PARTICULAR INDUSTRIES	1,694,950		175,170,801		1,694,950	
DIV 73	METALWORKING MACHINERY	15,304		2,769,259		15,304	
DIV 74	GENERAL INDUSTRIAL MACHINERY AND EQUIPMENT, N.E.S. AND MACHINE PARTS, N.E.S.	357,130		107,334,287		357,130	
DIV 75	OFFICE MACHINES AND AUTOMATIC DATA PROCESSING EQUIPMENT	2,817		2,235,651		2,817	
DIV 76	TELECOMMUNICATIONS AND SOUND RECORDING AND REPRODUCING APPARATUS AND EQUIPMENT	192,138		2,058,872		192,138	
DIV 77	ELECTRICAL MACHINERY, APPARATUS AND APPLIANCES, N.E.S. AND ELECTRICAL PARTS THEREOF	659,425,175		35,615,789		251,456	
DIV 78	ROAD VEHICLES (INCLUDING AIR - CUSHION VEHICLES)	2,154		2,119,451		2,154	
DIV 79	OTHERS TRANSPORT EQUIPMENT	518,523		27,962,352		518,523	
DIV 81	PREFABRICATED BUILDINGS, SANITARY, PLUMBING, HEATING AND LIGHTING FIXTURES AND FITTINGS, N.E.S.	-		1,429,665		-	
DIV 82	FURNITURE AND PARTS THEREOF	106,874		120,253		-	
DIV 83	TRAVEL GOODS, HANDBAGS AND SIMILAR CONTAINERS	-		71,979		-	
DIV 84	ARTICLES OF APPAREL AND CLOTHING ACCESSORIES	-		367,566		-	
DIV 85	FOOTWEAR	-		87,505		-	
DIV 87	PROFESSIONAL, SCIENTIFIC AND CONTROLLING INSTRUMENTS AND APPARATUS, N.E.S.	650,425		44,109,454		650,425	
DIV 88	PHOTOGRAPHIC APPARATUS, EQUIPMENT AND SUPPLIED AND OPTICAL GOODS, N.E.S., WATCHES AND CLOCKS	16,705		269,109		16,705	
DIV 89	MISCELLANEOUS MANUFACTURED ARTICLES, N.E.S.	41,997		7,941,461		26,997	
DIV 93	SPECIAL TRANSACTIONS AND COMMODITIES	183,851		5,809,811		79,228	
SECT 0	FOOD	6,121,247		49,644,307		-	
SECT 1	BEVERAGES AND TOBACCO	424		359,616		424	
SECT 2	CRUDE MATERIALS, INEDIBLE	863,670		7,936,932		-	
SECT 3	MINERAL FUELS, LUBRICANTS, ETC.	53,203,040		1,882,906		-	
SECT 4	ANIMAL AND VEGETABLE OILS AND FATS	98,536,838		10,419		-	

SARAWAK

JADUAL 20 (SAMB) : NILAI EKSPORT, IMPORT DAN EKSPORT SEMULA MENGIKUT KUMPULAN, BAHAGIAN DAN SEKSYEN BAGI SETIAP NEGARA
 TABLE 20 (CONT'D) : VALUE OF EXPORTS, IMPORTS AND RE-EXPORTS BY GROUPS, DIVISIONS AND SECTIONS FOR EACH COUNTRY

GROUP / DIV / SECT	COUNTRY OF DESTINATION / ORIGIN	EXPORTS & RE-EXPORTS RM F.O.B.		IMPORTS RM C.I.F.		RE-EXPORTS RM F.O.B.	
		JAN - DIS	2020	JAN - DIS	2020	JAN - DIS	2020
SECT 5	CHEMICALS	56,358,337		184,477,007		17,266,206	
SECT 6	MANUFACTURED GOODS	290,543,033		129,721,887		308,344	
SECT 7	MACHINERY & TRANSPORT EQUIPMENT	663,866,671		418,042,634		4,692,952	
SECT 8	MISCELLANEOUS MANUFACTURED ARTICLES	816,001		54,396,992		694,127	
SECT 9	MISCELLANEOUS TRANSACTIONS AND COMMODITIES	183,851		5,809,811		79,228	
	TOTAL - UNITED STATES	1,170,493,112		852,282,511		23,041,281	
***	URUGUAY						
GRP 023	BUTTER AND OTHER FATS AND OILS DERIVED FROM MILK	-		282,233		-	
GRP 713	INTERNAL COMBUSTION PISTON ENGINES, AND PARTS THEREOF, N.E.S.	317,379		-		317,379	
DIV 02	DAIRY PRODUCT AND BIRDS EGGS	-		282,233		-	
DIV 71	POWER GENERATING MACHINERY AND EQUIPMENT	317,379		-		317,379	
SECT 0	FOOD	-		282,233		-	
SECT 7	MACHINERY & TRANSPORT EQUIPMENT	317,379		-		317,379	
	TOTAL - URUGUAY	317,379		282,233		317,379	
***	VENEZUELA						
GRP 625	RUBBER TYRES, INTERCHANGEABLE TYRE TREADS, INNER TUBES AND TYRE FLABS	-		17,924		-	
DIV 62	RUBBER MANUFACTURES, N.E.S.	-		17,924		-	
SECT 6	MANUFACTURED GOODS	-		17,924		-	
	TOTAL - VENEZUELA	-		17,924		-	
***	VIETNAM, SOCIALIST REP. OF						
GRP 034	FISH, FRESH(LIVE OR DEAD), CHILLED OR FROZEN	122,714		33,070,456		-	
GRP 035	FISH, DRIED, SALTED OR IN BRINE;SMOKED FISH	-		1,092,443		-	
GRP 036	CRUSTACEANS AND MOLLUSCS, FRESH, CHILLED, FROZEN, SALTED OR IN BRINE OR DRIED	51,589		2,975,744		-	
GRP 037	FISH, CRUSTACEANS AND MOLLUSCS PREPARED OR PRESERVED, N.E.S.	-		3,459,359		-	
GRP 042	RICE	-		234,605,838		-	
GRP 048	CEREAL PREPARATIONS AND PREPARATION OF FLOUR OR STARCH OF FRUITS OR VEGETABLES	-		47,039		-	
GRP 054	VEGETABLES, FRESH, CHILLED, FROZEN OR SIMPLY PRESERVED	-		1,077,700		-	
GRP 056	VEGETABLES, ROOT AND TUBERS, PREPARED OR PRESERVED, N.E.S.	-		828,590		-	
GRP 057	FRUITS AND NUTS (NOT INCLUDING OIL NUTS), FRESH OR DRIED	-		888,174		-	
GRP 058	FRUITS, PRESERVED, AND FRUIT PREPARATIONS (EXCLUDING FRUIT JUICES)	-		39,013		-	
GRP 071	COFFEE AND COFFEE SUBSTITUTES	-		597,431		-	
GRP 075	SPICES	9,993,829		40,945		-	
GRP 081	FEEDING STUFF FOR ANIMALS (NOT INCLUDING UNMILLED CEREALS)	17,620,641		16,973,665		-	
GRP 091	MARGARINE AND SHORTENING	1,419,609		-		-	
GRP 098	EDIBLE PRODUCTS AND PREPARATIONS, N.E.S.	-		171,412		-	
GRP 111	NON-ALCOHOLIC BEVERAGES, N.E.S.	-		58,415		-	
GRP 112	ALCOHOLIC BEVERAGES	-		53,799		-	
GRP 232	SYNTHETIC RUBBER; RECLAIMED RUBBER, WASTE, PARINGS AND SCRAP OF UNHARDENED RUBBER	839,355		-		-	
GRP 247	WOOD IN THE ROUGH OR ROUGHLY SQUARED	12,401,405		-		-	
GRP 248	WOOD, SIMPLY WORKED, AND RAILWAY SLEEPERS OF WOOD	246,508		-		-	
GRP 269	WORN CLOTHING AND OTHER WORN TEXTILE ARTICLES ;RAGS	-		255,340		-	
GRP 273	STONE, SAND AND GRAVEL	-		174,839		-	
GRP 278	OTHER CRUDE MINERALS	-		2,835,414		-	
GRP 285	ALUMINIUM ORES AND CONCENTRATES	-		185,807,301		-	
GRP 291	CRUDE ANIMAL MATERIALS, N.E.S.	-		85,330		-	
GRP 292	CRUDE VEGETABLE MATERIALS, N.E.S.	19,200		4,320		-	
GRP 334	PETROLEUM PRODUCTS, REFINED	-		1,070,532		-	

SARAWAK

JADUAL 20 (SAMB) : NILAI EKSPORT, IMPORT DAN EKSPORT SEMULA MENGIKUT KUMPULAN, BAHAGIAN DAN SEKSYEN BAGI SETIAP NEGARA
TABLE 20 (CONT'D) : VALUE OF EXPORTS, IMPORTS AND RE-EXPORTS BY GROUPS, DIVISIONS AND SECTIONS FOR EACH COUNTRY

GROUP / DIV / SECT	COUNTRY OF DESTINATION / ORIGIN	EXPORTS & RE-EXPORTS RM F.O.B.		IMPORTS RM C.I.F.		RE-EXPORTS RM F.O.B.	
		JAN - DIS	2020	JAN - DIS	2020	JAN - DIS	2020
GRP 335	RESIDUAL PETROLEUM PRODUCTS, N.E.S. AND RELATED MATERIALS	9,287,305		-		-	
GRP 422	OTHER FIXED VEGETABLE OILS, FLUID OR SOLID, CRUDE, REFINED OR PURIFIED	364,325,558		-		-	
GRP 431	ANIMAL OR VEGETABLE OILS AND FATS, PROCESSED, AND WAXES OF ANIMAL OR VEGETABLE ORIGIN	47,396,323		-		-	
GRP 512	ALCOHOLS, PHENOLS, PHENOL-ALCOHOLS, AND THEIR DERIVATIVES	-		4,383,470		-	
GRP 522	INORGANIC CHEMICAL ELEMENTS, OXIDES AND HALOGEN SALTS	14,792,967		-		404,343	
GRP 523	METALLIC SALTS AND PEROXYSALTS, OF INORGANIC ACIDS	-		23,488,076		-	
GRP 533	PIGMENTS, PAINTS, VARNISHES AND RELATED MATERIALS	-		1,395,812		-	
GRP 553	PERFUMERY, COSMETICS AND TOILET PREPARATIONS	10,557		7,703,206		10,557	
GRP 554	SOAP, CLEANSING AND POLISHING PREPARATIONS	-		555,478		-	
GRP 562	FERTILIZERS, MANUFACTURED	26,977,145		12,557,821		2,385,292	
GRP 571	POLYMER OF ETHYLENE, IN PRIMARY FORMS	-		180,674		-	
GRP 574	POLYACETALS, OTHER POLYETHERS AND EPOXIDE RESINS, IN PRIMARY FORMS	-		979,113		-	
GRP 581	TUBES, PIPES AND HOSES OF PLASTICS	-		391,151		-	
GRP 582	PLATES, SHEETS, FILM, COIL AND STRIP OF PLASTICS	-		1,142,394		-	
GRP 592	STARCHES, INULIN AND WHEAT GLUTEN; ALBUMINOIDAL SUBSTANCES; GLUES	1,414,365		485,580		13,742	
GRP 598	MISCELLANEOUS CHEMICAL PRODUCTS, N.E.S.	3,122,313		2,628		-	
GRP 625	RUBBER TYRES, INTERCHANGEABLE TYRE TREADS, INNER TUBES AND TYRE FLABS	-		31,818,872		-	
GRP 629	ARTICLES OF RUBBER, N.E.S.	-		110,593		-	
GRP 634	VENEERS, PLYWOOD, PARTICLE BOARD, AND OTHER WOOD, WORKED, N.E.S.	22,804,716		6,748,745		560,549	
GRP 635	WOOD MANUFACTURES, N.E.S.	4,566,798		1,132,135		-	
GRP 641	PAPER AND PAPERBOARD	-		2,400,143		-	
GRP 642	PAPER AND PAPERBOARD, CUT TO SIZE OR SHAPE, AND ARTICLES OF PAPER OR PAPERBOARD	-		378,665		-	
GRP 653	FABRICS, WOVEN, OF MAN-MADE TEXTILE MATERIALS (NOT INCLUDING NARROW OR SPECIAL FABRICS)	-		146,304		-	
GRP 656	TULLES, LACE, EMBROIDERY, RIBBONS, TRIMMINGS AND OTHER SMALL WARES	24,359		24,957		24,359	
GRP 657	SPECIAL YARNS, TEXTILE FABRICS AND RELATED PRODUCTS	-		1,171,615		-	
GRP 658	MADE-UP ARTICLES, WHOLLY OR CHIEFLY OF TEXTILE MATERIALS, N.E.S.	-		11,717,111		-	
GRP 661	LIME, CEMENT, AND FABRICATED CONSTRUCTION MATERIALS (EXCEPT GLASS AND CLAY MATERIALS)	-		11,329,057		-	
GRP 662	CLAY CONSTRUCTION MATERIALS AND REFRACTORY CONSTRUCTION MATERIALS	960,589		4,439,150		-	
GRP 663	MINERAL MANUFACTURES, N.E.S.	-		21,882		-	
GRP 664	GLASS	41,635		19,486		41,635	
GRP 671	PIG IRON, SPIEGELEISEN, SPONGE IRON, IRON OR STEEL GRANULES AND POWDERS AND FERRO-ALLOYS	272,530,481		1,805,002		-	
GRP 673	FLAT-ROLLED PRODUCTS, OF IRON OR NON-ALLOY STEEL, NOT CLAD, PLATED OR COATED	-		15,338		-	
GRP 674	FLAT-ROLLED PRODUCTS, OF IRON OR NON-ALLOY STEEL, CLAD, PLATED OR COATED	-		49,099,522		-	
GRP 675	FLAT-ROLLED PRODUCTS OF ALLOY STEEL	-		1,110,916		-	
GRP 676	IRON AND STEEL BARS, RODS, ANGLES, SHAPES AND SECTIONS (INCLUDING SHEET PILING)	-		393,237		-	
GRP 678	WIRE OF IRON OR STEEL	-		84,998		-	
GRP 679	TUBES, PIPES AND HOLLOW PROFILES, AND TUBES OR PIPE FITTINGS, OF IRON OR STEEL	-		3,864,918		-	
GRP 684	ALUMINIUM (INCLUDING ALLOYS)	1,111,892,755		-		151,624	
GRP 691	STRUCTURES AND PARTS OF STRUCTURES, N.E.S., OF IRON, STEEL OR ALUMINIUM	-		72,557		-	
GRP 692	METAL CONTAINERS FOR STORAGE OR TRANSPORT	5,397		-		5,397	
GRP 693	WIRE PRODUCTS (EXCLUDING INSULATED ELECTRICAL WIRING) AND FENCING GRILLS	-		44,744		-	
GRP 694	NAILS, SCREWS, NUTS, BOLTS, RIVETS AND THE LIKE, OF IRON, STEEL, COPPER OR ALUMINIUM	-		3,696		-	
GRP 695	TOOLS FOR USE IN THE HAND OR IN MACHINES	-		382,735		-	
GRP 697	HOUSEHOLD EQUIPMENT OF BASE METAL, N.E.S.	-		66,304		-	
GRP 699	MANUFACTURES OF BASE METAL, N.E.S.	-		139,312		-	
GRP 716	ROTATING ELECTRIC PLANT AND PARTS THEREOF, N.E.S.	-		384,144		-	

SARAWAK

JADUAL 20 (SAMB) : NILAI EKSPORT, IMPORT DAN EKSPORT SEMULA MENGIKUT KUMPULAN, BAHAGIAN DAN SEKSYEN BAGI SETIAP NEGARA
TABLE 20 (CONT'D) : VALUE OF EXPORTS, IMPORTS AND RE-EXPORTS BY GROUPS, DIVISIONS AND SECTIONS FOR EACH COUNTRY

GROUP / DIV / SECT	COUNTRY OF DESTINATION / ORIGIN	EXPORTS & RE-EXPORTS RM F.O.B.		IMPORTS RM C.I.F.		RE-EXPORTS RM F.O.B.	
		JAN - DIS	2020	JAN - DIS	2020	JAN - DIS	2020
GRP 723	CIVIL ENGINEERING AND CONTRACTORS' PLANT AND EQUIPMENT	-	-	118,503	-	-	-
GRP 724	TEXTILE AND LEATHER MACHINERY, AND PARTS THEREOF, N.E.S.	11,078	-	777,825	-	11,078	-
GRP 727	FOOD-PROCESSING MACHINES (EXCLUDING DOMESTIC)	-	-	2,447	-	-	-
GRP 728	OTHER MACHINERY AND EQUIPMENT SPECIALIZED FOR PARTICULAR INDUSTRIES, AND PARTS THEREOF, N.E.S.	23,239	-	7,480,065	-	23,239	-
GRP 733	MACHINE-TOOLS FOR WORKING METAL, SINTERED METAL CARBIDES OF CERMETS, WITHOUT REMOVING MATERIAL	160,173	-	706,419	-	160,173	-
GRP 735	PARTS, NES AND ACCESSORIES FOR USE WITH MACHINES FALLING WITHIN HEADING 731 AND 733	-	-	2,502	-	-	-
GRP 741	HEATING AND COOLING EQUIPMENT AND PARTS THEREOF, N.E.S.	-	-	376,727	-	-	-
GRP 742	PUMPS FOR LIQUIDS, LIQUID ELEVATORS AND PARTS	-	-	1,433,063	-	-	-
GRP 743	PUMPS (OTHER THAN PUMPS FOR LIQUIDS) AND COMPRESSORS AND FANS; CENTRIFUGES; FILTERING OR PURIFYING APPARATUS; AND PARTS THEREOF	-	-	369,126	-	-	-
GRP 744	MECHANICAL HANDLING EQUIPMENT, AND PARTS THEREOF, N.E.S.	-	-	75,813	-	-	-
GRP 745	OTHER NON-ELECTRICAL MACHINERY, TOOLS AND MECHANICAL APPARATUS, AND PARTS THEREOF, N.E.S.	-	-	331,501	-	-	-
GRP 746	BALL OR ROLLER BEARINGS	-	-	5,902	-	-	-
GRP 748	TRANSMISSION SHAFTS AND CRANKS; BEARING HOUSINGS AND PARTS THEREOF	115,800	-	27,409	-	115,800	-
GRP 749	NON-ELECTRIC PARTS AND ACCESSORIES OF MACHINERY, N.E.S.	-	-	144,726	-	-	-
GRP 751	OFFICE MACHINES	-	-	81,634	-	-	-
GRP 752	AUTOMATIC DATA PROCESSING MACHINES AND UNITS THEREOF	-	-	116,020	-	-	-
GRP 761	TELEVISION RECEIVERS WITH RADIO-BROADCAST RECEIVERS, SOUND RECORDERS OR REPRODUCERS	-	-	16,755,854	-	-	-
GRP 763	SOUND RECORDERS OR REPRODUCERS; TELEVISION IMAGE AND SOUND RECORDERS OR REPRODUCERS; PREPARED UNRECORDED MEDIA	-	-	2,000	-	-	-
GRP 764	TELECOMMUNICATIONS EQUIPMENTS, N.E.S.; THEIR PARTS, AND ACCESSORIES USED IN DIVISION 76	-	-	621,059	-	-	-
GRP 771	ELECTRIC POWER MACHINERY (OTHER THAN ROTATING ELECTRIC PLANT), AND PARTS THEREOF	-	-	438,467	-	-	-
GRP 772	ELECTRICAL APPARATUS, RESISTOR, SWITCHBOARD AND CONTROL PANELS N.E.S., AND PARTS N.E.S.	4,830	-	113,059	-	4,830	-
GRP 773	EQUIPMENT FOR DISTRIBUTING ELECTRICITY, N.E.S.	-	-	1,147,487	-	-	-
GRP 775	HOUSEHOLD TYPE, ELECTRICAL AND NON-ELECTRICAL EQUIPMENT, N.E.S.	-	-	6,405,417	-	-	-
GRP 776	THERMIONIC VALVES AND TUBES; PHOTOCELLS; ETC., AND PARTS THEREOF, N.E.S.	1,545,617,599	-	15,878,846	-	-	-
GRP 778	ELECTRICAL MACHINERY AND APPARATUS, N.E.S.	262,918	-	1,384,549	-	83,126	-
GRP 792	AIRCRAFT AND ASSOCIATED EQUIPMENT, SPACECRAFTS AND SPACECRAFT LAUNCH VEHICLES AND PARTS	11,398	-	12,055	-	11,398	-
GRP 812	SANITARY, PLUMBING AND HEATING FIXTURES AND FITTINGS, N.E.S.	-	-	79,156	-	-	-
GRP 813	LIGHTING FIXTURES AND FITTINGS, N.E.S.	-	-	2,475	-	-	-
GRP 821	FURNITURE AND PARTS THEREOF	-	-	275,435	-	-	-
GRP 831	TRAVEL GOODS, HANDBAGS AND SIMILAR CONTAINERS	-	-	19,921	-	-	-
GRP 843	MEN'S OR BOYS' COATS, CAPES, JACKETS, SUITS, BLAZERS, TROUSERS, SHORTS AND SIMILAR ARTICLES OF TEXTILE FABRICS, KNITTED OR CROCHETED	-	-	2,231	-	-	-
GRP 844	WOMEN'S AND GIRLS' COATS, CAPES, JACKETS, SUITS, BLAZERS, TROUSERS, SHORTS AND SIMILAR ARTICLES OF TEXTILE FABRICS, KNITTED OR CROCHETED	-	-	11,536	-	-	-
GRP 845	ARTICLES OF APPAREL, OF TEXTILE FABRICS, WHETHER OR NOT KNITTED OR CROCHETED, N.E.S.	-	-	9,781	-	-	-
GRP 846	CLOTHING ACCESSORIES, OF TEXTILE FABRICS, WHETHER OR NOT KNITTED OR CROCHETED	-	-	6,108	-	-	-
GRP 848	ARTICLES OF APPAREL AND CLOTHING ACCESSORIES OF OTHER THAN TEXTILE FABRICS, HEADGEAR OF ALL MATERIALS	-	-	2,825	-	-	-
GRP 851	FOOTWEAR	-	-	276,674	-	-	-
GRP 874	MEASURING, CHECKING, ANALYSING AND CONTROLLING INSTRUMENTS AND APPARATUS N.E.S.	7,000	-	16,000	-	7,000	-
GRP 892	PRINTED MATTER	-	-	65,919	-	-	-
GRP 893	ARTICLES, NES OF PLASTICS	-	-	265,956	-	-	-
GRP 894	BABY CARRIAGES, TOYS, GAMES AND SPORTING GOODS	-	-	5,020	-	-	-
GRP 896	WORKS OF ART, COLLECTORS' PIECES AND ANTIQUES	-	-	9,296	-	-	-

SARAWAK

JADUAL 20 (SAMB) : NILAI EKSPORT, IMPORT DAN EKSPORT SEMULA MENGIKUT KUMPULAN, BAHAGIAN DAN SEKSYEN BAGI SETIAP NEGARA
TABLE 20 (CONT'D) : VALUE OF EXPORTS, IMPORTS AND RE-EXPORTS BY GROUPS, DIVISIONS AND SECTIONS FOR EACH COUNTRY

GROUP / DIV / SECT	COUNTRY OF DESTINATION / ORIGIN	EXPORTS & RE-EXPORTS RM F.O.B.		IMPORTS RM C.I.F.		RE-EXPORTS RM F.O.B.	
		JAN - DIS	2020	JAN - DIS	2020	JAN - DIS	2020
GRP 898	MUSICAL INSTRUMENTS AND PARTS AND ACCESSORIES THEREOF	-	-	2,236	-	-	-
GRP 931	SPECIAL TRANSACTIONS AND COMMODITIES	27,857	-	377,003	-	12,198	-
DIV 03	FISH, CRUSTACEANS AND MOLLUSCS, AND PREPARATIONS THEREOF	174,303	-	40,598,002	-	-	-
DIV 04	CEREALS AND CEREAL PREPARATIONS	-	-	234,652,877	-	-	-
DIV 05	VEGETABLES AND FRUITS	-	-	2,833,477	-	-	-
DIV 07	COFFEE, TEA, COCOA, SPICES, AND MANUFACTURES THEREOF	9,993,829	-	638,376	-	-	-
DIV 08	FEEDING STUFF FOR ANIMALS (NOT INCLUDING UNMILLED CEREALS)	17,620,641	-	16,973,665	-	-	-
DIV 09	MISCELLANEOUS EDIBLE PRODUCTS AND PREPARATIONS	1,419,609	-	171,412	-	-	-
DIV 11	BEVERAGES	-	-	112,214	-	-	-
DIV 23	CRUDE RUBBER (INCLUDING SYNTHETIC AND RECLAIMED)	839,355	-	-	-	-	-
DIV 24	CORK AND WOOD	12,647,913	-	-	-	-	-
DIV 26	TEXTILE FIBRES(OTHER THAN WOOL TOPS) AND THEIR WASTES (NOT MANUFACTURED INTO YARN OR FABRICS)	-	-	255,340	-	-	-
DIV 27	CRUDE FERTILIZERS AND CRUDE MINERALS (EXCLUDING COAL, PETROLEUM AND PRECIOUS STONES)	-	-	3,010,253	-	-	-
DIV 28	METALLIFEROUS ORES AND METAL SCRAP	-	-	185,807,301	-	-	-
DIV 29	CRUDE ANIMAL AND VEGETABLE MATERIALS, N.E.S.	19,200	-	89,650	-	-	-
DIV 33	PETROLEUM, PETROLEUM PRODUCTS AND RELATED MATERIALS	9,287,305	-	1,070,532	-	-	-
DIV 42	FIXED VEGETABLE OILS AND FATS, CRUDE, REFINED OR FRACTIONATED	364,325,558	-	-	-	-	-
DIV 43	ANIMAL OR VEGETABLE OILS AND FATS, PROCESSED, AND WAXES OF ANIMAL OR VEGETABLE ORIGIN	47,396,323	-	-	-	-	-
DIV 51	ORGANIC CHEMICALS	-	-	4,383,470	-	-	-
DIV 52	INORGANIC CHEMICALS	14,792,967	-	23,488,076	-	404,343	-
DIV 53	DYEING, TANNING AND COLOURING MATERIALS	-	-	1,395,812	-	-	-
DIV 55	ESSENTIAL OILS AND RESINOIDS AND PERFUME MATERIALS; TOILET, POLISHING AND CLEANSING PREPARATIONS	10,557	-	8,258,684	-	10,557	-
DIV 56	FERTILIZERS, MANUFACTURED	26,977,145	-	12,557,821	-	2,385,292	-
DIV 57	PLASTICS IN PRIMARY FORMS	-	-	1,159,787	-	-	-
DIV 58	PLASTICS IN NON-PRIMARY FORMS	-	-	1,533,545	-	-	-
DIV 59	CHEMICAL MATERIALS AND PRODUCTS, N.E.S.	4,536,678	-	488,208	-	13,742	-
DIV 62	RUBBER MANUFACTURES, N.E.S.	-	-	31,929,465	-	-	-
DIV 63	CORK AND WOOD MANUFACTURES (EXCLUDING FURNITURE)	27,371,514	-	7,880,880	-	560,549	-
DIV 64	PAPER, PAPERBOARD, AND ARTICLES OF PAPER PULP, OF PAPER OR PAPERBOARD	-	-	2,778,808	-	-	-
DIV 65	TEXTILE YARN, FABRICS, MADE-UP ARICLES, N.E.S. AND RELATED PRODUCTS	24,359	-	13,059,987	-	24,359	-
DIV 66	NON-METALLIC MINERAL MANUFACTURES N.E.S.	1,002,224	-	15,809,575	-	41,635	-
DIV 67	IRON AND STEEL	272,530,481	-	56,373,931	-	-	-
DIV 68	NON-FERROUS METALS	1,111,892,755	-	-	-	151,624	-
DIV 69	MANUFACTURES OF METAL, N.E.S.	5,397	-	709,348	-	5,397	-
DIV 71	POWER GENERATING MACHINERY AND EQUIPMENT	-	-	384,144	-	-	-
DIV 72	MACHINERY SPECIALIZED FOR PARTICULAR INDUSTRIES	34,317	-	8,378,840	-	34,317	-
DIV 73	METALWORKING MACHINERY	160,173	-	708,921	-	160,173	-
DIV 74	GENERAL INDUSTRIAL MACHINERY AND EQUIPMENT, N.E.S. AND MACHINE PARTS, N.E.S.	115,800	-	2,764,267	-	115,800	-
DIV 75	OFFICE MACHINES AND AUTOMATIC DATA PROCESSING EQUIPMENT	-	-	197,654	-	-	-
DIV 76	TELECOMMUNICATIONS AND SOUND RECORDING AND REPRODUCING APPARATUS AND EQUIPMENT	-	-	17,378,913	-	-	-
DIV 77	ELECTRICAL MACHINERY, APPARATUS AND APPLIANCES, N.E.S. AND ELECTRICAL PARTS THEREOF	1,545,885,347	-	25,367,825	-	87,956	-
DIV 79	OTHERS TRANSPORT EQUIPMENT	11,398	-	12,055	-	11,398	-
DIV 81	PREFABRICATED BUILDINGS, SANITARY, PLUMBING, HEATING AND LIGHTING FIXTURES AND FITTINGS, N.E.S.	-	-	81,631	-	-	-
DIV 82	FURNITURE AND PARTS THEREOF	-	-	275,435	-	-	-
DIV 83	TRAVEL GOODS, HANDBAGS AND SIMILAR CONTAINERS	-	-	19,921	-	-	-
DIV 84	ARTICLES OF APPAREL AND CLOTHING ACCESSORIES	-	-	32,481	-	-	-
DIV 85	FOOTWEAR	-	-	276,674	-	-	-
DIV 87	PROFESSIONAL, SCIENTIFIC AND CONTROLLING INSTRUMENTS AND APPARATUS, N.E.S.	7,000	-	16,000	-	7,000	-
DIV 89	MISCELLANEOUS MANUFACTURED ARTICLES, N.E.S.	-	-	348,427	-	-	-
DIV 93	SPECIAL TRANSACTIONS AND COMMODITIES	27,857	-	377,003	-	12,198	-

SARAWAK

JADUAL 20 (SAMB) : NILAI EKSPORT, IMPORT DAN EKSPORT SEMULA MENGIKUT KUMPULAN, BAHAGIAN DAN SEKSYEN BAGI SETIAP NEGARA
 TABLE 20 (CONT'D) : VALUE OF EXPORTS, IMPORTS AND RE-EXPORTS BY GROUPS, DIVISIONS AND SECTIONS FOR EACH COUNTRY

GROUP / DIV / SECT	COUNTRY OF DESTINATION / ORIGIN	EXPORTS & RE-EXPORTS RM F.O.B.		IMPORTS RM C.I.F.		RE-EXPORTS RM F.O.B.	
		JAN - DIS	2020	JAN - DIS	2020	JAN - DIS	2020
SECT 0	FOOD	29,208,382		295,867,809		-	
SECT 1	BEVERAGES AND TOBACCO	-		112,214		-	
SECT 2	CRUDE MATERIALS, INEDIBLE	13,506,468		189,162,544		-	
SECT 3	MINERAL FUELS, LUBRICANTS, ETC.	9,287,305		1,070,532		-	
SECT 4	ANIMAL AND VEGETABLE OILS AND FATS	411,721,881		-		-	
SECT 5	CHEMICALS	46,317,347		53,265,403		2,813,934	
SECT 6	MANUFACTURED GOODS	1,412,826,730		128,541,994		783,564	
SECT 7	MACHINERY & TRANSPORT EQUIPMENT	1,546,207,035		55,192,619		409,644	
SECT 8	MISCELLANEOUS MANUFACTURED ARTICLES	7,000		1,050,569		7,000	
SECT 9	MISCELLANEOUS TRANSACTIONS AND COMMODITIES	27,857		377,003		12,198	
	TOTAL - VIETNAM, SOCIALIST REP. OF	3,469,110,005		724,640,687		4,026,340	
***	YEMEN, REPUBLIC OF						
GRP 034	FISH, FRESH(LIVE OR DEAD), CHILLED OR FROZEN	-		782,721		-	
GRP 248	WOOD, SIMPLY WORKED, AND RAILWAY SLEEPERS OF WOOD	122,494,998		-		-	
GRP 634	VENEERS, PLYWOOD, PARTICLE BOARD, AND OTHER WOOD, WORKED, N.E.S.	100,890,169		-		-	
GRP 778	ELECTRICAL MACHINERY AND APPARATUS, N.E.S.	2,250,992		-		-	
DIV 03	FISH, CRUSTACEANS AND MOLLUSCS, AND PREPARATIONS THEREOF	-		782,721		-	
DIV 24	CORK AND WOOD	122,494,998		-		-	
DIV 63	CORK AND WOOD MANUFACTURES (EXCLUDING FURNITURE)	100,890,169		-		-	
DIV 77	ELECTRICAL MACHINERY, APPARATUS AND APPLIANCES, N.E.S. AND ELECTRICAL PARTS THEREOF	2,250,992		-		-	
SECT 0	FOOD	-		782,721		-	
SECT 2	CRUDE MATERIALS, INEDIBLE	122,494,998		-		-	
SECT 6	MANUFACTURED GOODS	100,890,169		-		-	
SECT 7	MACHINERY & TRANSPORT EQUIPMENT	2,250,992		-		-	
	TOTAL - YEMEN, REPUBLIC OF	225,636,159		782,721		-	
***	ZAMBIA						
GRP 778	ELECTRICAL MACHINERY AND APPARATUS, N.E.S.	1,788,278		-		-	
DIV 77	ELECTRICAL MACHINERY, APPARATUS AND APPLIANCES, N.E.S. AND ELECTRICAL PARTS THEREOF	1,788,278		-		-	
SECT 7	MACHINERY & TRANSPORT EQUIPMENT	1,788,278		-		-	
	TOTAL - ZAMBIA	1,788,278		-		-	
***	OTHER COUNTRIES, NES.						
GRP 091	MARGARINE AND SHORTENING	178,088		-		-	
DIV 09	MISCELLANEOUS EDIBLE PRODUCTS AND PREPARATIONS	178,088		-		-	
SECT 0	FOOD	178,088		-		-	
	TOTAL - OTHER COUNTRIES, NES.	178,088		-		-	

S A R A W A K

JADUAL 21 : NILAI EKSPORT, IMPORT DAN EKSPORT SEMULA MENGIKUT SEKSYEN, BAHAGIAN DAN KUMPULAN
TABLE 21 : VALUE OF EXPORTS, IMPORTS AND RE-EXPORTS BY SECTIONS, DIVISIONS AND GROUPS

SECT / DIV / GROUP	DESCRIPTION	EXPORTS & RE-EXPORTS RM F.O.B.			IMPORTS RM C.I.F.			RE-EXPORTS RM F.O.B.		
		JAN -	DIS	2020	JAN -	DIS	2020	JAN -	DIS	2020
SECT 0	FOOD	971,512,244			5,152,952,265			123,425,484		
SECT 1	BEVERAGES AND TOBACCO	27,430,971			694,819,120			6,748,977		
SECT 2	CRUDE MATERIALS, INEDIBLE	1,776,363,217			3,674,795,554			23,496,031		
SECT 3	MINERAL FUELS, LUBRICANTS, ETC.	40,661,739,984			2,301,292,285			55,356,475		
SECT 4	ANIMAL AND VEGETABLE OILS AND FATS	12,282,714,669			171,834,214			244,512		
SECT 5	CHEMICALS	2,658,107,000			6,881,881,482			205,192,330		
SECT 6	MANUFACTURED GOODS	12,063,961,999			5,753,245,446			124,298,501		
SECT 7	MACHINERY & TRANSPORT EQUIPMENT	6,574,451,003			13,247,428,529			937,488,551		
SECT 8	MISCELLANEOUS MANUFACTURED ARTICLES	161,109,299			2,843,448,565			82,185,193		
SECT 9	MISCELLANEOUS TRANSACTIONS AND COMMODITIES	25,962,427			150,842,665			10,572,788		
DIV 00	LIVE ANIMALS	115,005,028			28,663,082			83,690		
DIV 01	MEAT AND MEAT PREPARATIONS	23,945,714			380,383,967			7,572,093		
DIV 02	DAIRY PRODUCT AND BIRDS EGGS	21,582,651			251,392,389			3,222,220		
DIV 03	FISH, CRUSTACEANS AND MOLLUSCS, AND PREPARATIONS THEREOF	238,054,251			457,884,576			2,409,260		
DIV 04	CEREALS AND CEREAL PREPARATIONS	18,918,010			1,270,506,860			10,602,317		
DIV 05	VEGETABLES AND FRUITS	21,700,525			583,425,117			16,988,854		
DIV 06	SUGARS, SUGAR PREPARATIONS AND HONEY	31,278,710			230,788,123			26,271,165		
DIV 07	COFFEE, TEA, COCOA, SPICES, AND MANUFACTURES THEREOF	123,953,395			309,583,869			1,757,656		
DIV 08	FEEDING STUFF FOR ANIMALS (NOT INCLUDING UNMILLED CEREALS)	256,046,731			477,684,521			4,745,747		
DIV 09	MISCELLANEOUS EDIBLE PRODUCTS AND PREPARATIONS	121,027,229			1,162,639,761			49,772,482		
DIV 11	BEVERAGES	26,966,911			605,188,681			6,284,917		
DIV 12	TOBACCO AND TOBACCO MANUFACTURES THEREOF	464,060			89,630,439			464,060		
DIV 21	HIDES, SKINS AND FURSKINS, RAW	-			-			-		
DIV 22	OIL SEEDS AND OLEAGINOUS FRUITS	83,352,689			46,136,974			128,881		
DIV 23	CRUDE RUBBER (INCLUDING SYNTHETIC AND RECLAIMED)	131,513,187			94,005,854			1,577,266		
DIV 24	CORK AND WOOD	1,243,671,749			164,531,855			763,434		
DIV 25	PULP AND WASTE PAPER	12,123,555			91,407			-		
DIV 26	TEXTILE FIBRES(OTHER THAN WOOL TOPS) AND THEIR WASTES (NOT MANUFACTURED INTO YARN OR FABRICS)	5,446,946			20,653,395			5,361,465		
DIV 27	CRUDE FERTILIZERS AND CRUDE MINERALS (EXCLUDING COAL, PETROLEUM AND PRECIOUS STONES)	12,673,701			397,480,152			8,686,326		
DIV 28	METALLIFEROUS ORES AND METAL SCRAP	172,456,430			2,920,372,467			5,661,506		
DIV 29	CRUDE ANIMAL AND VEGETABLE MATERIALS, N.E.S.	115,124,960			31,523,450			1,317,153		
DIV 32	COAL, COKE AND BRIQUETTES	169,824			556,712,354			111,804		
DIV 33	PETROLEUM, PETROLEUM PRODUCTS AND RELATED MATERIALS	11,217,709,834			1,741,155,436			55,223,252		
DIV 34	GAS, NATURAL AND MANUFACTURED	28,945,414,876			3,424,495			21,419		
DIV 35	ELECTRIC CURRENT	498,445,450			-			-		
DIV 41	ANIMAL OILS AND FATS	-			314,212			-		
DIV 42	FIXED VEGETABLE OILS AND FATS, CRUDE, REFINED OR FRACTIONATED	10,868,910,014			150,975,864			244,512		
DIV 43	ANIMAL OR VEGETABLE OILS AND FATS, PROCESSED, AND WAXES OF ANIMAL OR VEGETABLE ORIGIN	1,413,804,655			20,544,138			-		
DIV 51	ORGANIC CHEMICALS	457,216,043			321,353,784			444,325		
DIV 52	INORGANIC CHEMICALS	1,299,210,665			764,913,923			87,467,045		
DIV 53	DYEING, TANNING AND COLOURING MATERIALS	8,279,404			296,608,837			8,271,298		
DIV 54	MEDICINAL AND PHARMACEUTICAL PRODUCTS	9,297,526			526,211,179			8,887,175		
DIV 55	ESSENTIAL OILS AND RESINOIDS AND PERFUME MATERIALS; TOILET, POLISHING AND CLEANSING PREPARATIONS	8,541,994			832,176,092			8,415,307		
DIV 56	FERTILIZERS, MANUFACTURED	628,579,737			947,579,349			38,357,466		
DIV 57	PLASTICS IN PRIMARY FORMS	31,628,932			459,599,837			7,034,746		
DIV 58	PLASTICS IN NON-PRIMARY FORMS	13,530,665			362,194,205			10,331,647		
DIV 59	CHEMICAL MATERIALS AND PRODUCTS, N.E.S.	201,822,034			2,371,244,276			35,983,321		
DIV 61	LEATHER, LEATHER MANUFACTURES, N.E.S. AND DRESSED FURSKINS	-			802,733			-		
DIV 62	RUBBER MANUFACTURES, N.E.S.	16,736,323			381,058,572			14,624,292		
DIV 63	CORK AND WOOD MANUFACTURES (EXCLUDING FURNITURE)	2,313,309,015			163,536,150			2,455,020		
DIV 64	PAPER, PAPERBOARD, AND ARTICLES OF PAPER PULP, OF PAPER OR PAPERBOARD	19,935,452			539,206,238			2,497,770		
DIV 65	TEXTILE YARN, FABRICS, MADE-UP ARICLES, N.E.S. AND RELATED PRODUCTS	4,579,705			305,109,636			4,220,567		
DIV 66	NON-METALLIC MINERAL MANUFACTURES N.E.S.	75,152,938			614,528,838			6,862,844		
DIV 67	IRON AND STEEL	2,800,336,599			1,380,829,906			5,077,946		
DIV 68	NON-FERROUS METALS	6,109,687,555			402,220,000			12,168,383		
DIV 69	MANUFACTURES OF METAL, N.E.S.	724,224,412			1,965,953,373			76,391,679		
DIV 71	POWER GENERATING MACHINERY AND EQUIPMENT	70,656,931			430,447,939			70,577,678		
DIV 72	MACHINERY SPECIALIZED FOR PARTICULAR INDUSTRIES	151,255,050			1,624,883,029			146,030,099		
DIV 73	METALWORKING MACHINERY	17,545,038			174,962,815			17,545,038		
DIV 74	GENERAL INDUSTRIAL MACHINERY AND EQUIPMENT, N.E.S. AND MACHINE PARTS, N.E.S.	145,185,513			2,707,043,312			136,313,458		
DIV 75	OFFICE MACHINES AND AUTOMATIC DATA PROCESSING EQUIPMENT	39,715,805			279,438,970			38,086,560		
DIV 76	TELECOMMUNICATIONS AND SOUND RECORDING AND REPRODUCING APPARATUS AND EQUIPMENT	49,745,746			694,939,389			47,519,855		

SARAWAK

JADUAL 21 (SAMB) : NILAI EKSPORT, IMPORT DAN EKSPORT SEMULA MENGIKUT SEKSYEN, BAHAGIAN DAN KUMPULAN
TABLE 21 (CONT'D) : VALUE OF EXPORTS, IMPORTS AND RE-EXPORTS BY SECTIONS, DIVISIONS AND GROUPS

SECT / DIV / GROUP	DESCRIPTION	EXPORTS & RE-EXPORTS RM F.O.B.			IMPORTS RM C.I.F.			RE-EXPORTS RM F.O.B.		
		JAN -	DIS	2020	JAN -	DIS	2020	JAN -	DIS	2020
DIV 77	ELECTRICAL MACHINERY, APPARATUS AND APPLIANCES, N.E.S. AND ELECTRICAL PARTS THEREOF	5,522,239,874			2,974,684,831			164,382,206		
DIV 78	ROAD VEHICLES (INCLUDING AIR - CUSHION VEHICLES)	294,379,690			4,280,316,571			290,069,397		
DIV 79	OTHERS TRANSPORT EQUIPMENT	283,727,356			80,711,673			26,964,260		
DIV 81	PREFABRICATED BUILDINGS, SANITARY, PLUMBING, HEATING AND LIGHTING FIXTURES AND FITTINGS, N.E.S.	4,109,012			84,291,155			3,921,703		
DIV 82	FURNITURE AND PARTS THEREOF	54,213,068			332,191,836			5,288,907		
DIV 83	TRAVEL GOODS, HANDBAGS AND SIMILAR CONTAINERS	964,228			54,853,157			964,228		
DIV 84	ARTICLES OF APPAREL AND CLOTHING ACCESSORIES	10,560,092			628,124,891			9,193,102		
DIV 85	FOOTWEAR	2,352,268			95,995,023			2,352,268		
DIV 87	PROFESSIONAL, SCIENTIFIC AND CONTROLLING INSTRUMENTS AND APPARATUS, N.E.S.	28,943,053			409,659,185			28,794,384		
DIV 88	PHOTOGRAPHIC APPARATUS, EQUIPMENT AND SUPPLIED AND OPTICAL GOODS, N.E.S., WATCHES AND CLOCKS	1,845,148			45,623,922			1,839,178		
DIV 89	MISCELLANEOUS MANUFACTURED ARTICLES, N.E.S.	58,122,430			1,192,709,396			29,831,423		
DIV 93	SPECIAL TRANSACTIONS AND COMMODITIES	25,962,427			150,842,665			10,572,788		
DIV 96	COIN, EXCEPT GOLD COIN, UNISSUED	-			-			-		
DIV 97	GOLD, NON-MONETARY	-			-			-		
GRP 001	LIVE ANIMALS	115,005,028			28,663,082			83,690		
GRP 011	MEAT OF BOVINE ANIMALS, FRESH, CHILLED OR FROZEN	254,020			110,857,021			191,720		
GRP 012	OTHER MEAT AND EDIBLE OFFAL, FRESH, CHILLED OR FROZEN	16,768,950			95,930,750			457,629		
GRP 016	MEAT AND EDIBLE MEAT OFFAL, SALTED, IN BRINE, DRIED OR SMOKED; EDIBLE FLOORS AND MEALS OF MEAT OR MEAT OFFAL	-			-			-		
GRP 017	MEAT AND EDIBLE MEAT OFFAL, PREPARED OR PRESERVED, N.E.S.	6,922,744			173,596,196			6,922,744		
GRP 022	MILK AND CREAM AND MILK PRODUCTS OTHER THAN BUTTER OR CHEESE	5,044,292			173,982,243			2,069,310		
GRP 023	BUTTER AND OTHER FATS AND OILS DERIVED FROM MILK	619,240			29,563,256			619,240		
GRP 024	CHEESE AND CURD	533,670			42,734,879			533,670		
GRP 025	BIRDS EGG AND EGG YOLK, FRESH, DRIED OR OTHERWISE PRESERVED, SWEETENED OR NOT; EGG ALBUMIN	15,385,449			5,112,011			-		
GRP 034	FISH, FRESH(LIVE OR DEAD), CHILLED OR FROZEN	58,547,716			190,529,173			63,650		
GRP 035	FISH, DRIED, SALTED OR IN BRINE;SMOKED FISH	2,351,422			24,989,902			1,541,664		
GRP 036	CRUSTACEANS AND MOLLUSCS, FRESH, CHILLED, FROZEN, SALTED OR IN BRINE OR DRIED	149,910,637			114,902,916			7,900		
GRP 037	FISH, CRUSTACEANS AND MOLLUSCS PREPARED OR PRESERVED, N.E.S.	27,244,476			127,462,585			796,046		
GRP 041	WHEAT (INCLUDING SPELT) AND MESLIN, UNMILLED	-			132,771,248			-		
GRP 042	RICE	694,874			327,068,435			-		
GRP 043	BARLEY, UNMILLED	-			364,012			-		
GRP 044	MAIZE (NOT INCLUDING SWEET CORN), UNMILLED	8,125,979			356,324,878			8,125,979		
GRP 045	CEREALS, UNMILLED (OTHER THAN WHEAT RICE, BARLEY AND MAIZE)	-			693,529			-		
GRP 046	MEAL AND FLOUR OF WHEAT AND FLOUR OF MESLIN	836,441			27,928,471			265,629		
GRP 047	OTHER CEREAL MEALS AND FLOURS	-			35,864,203			-		
GRP 048	CEREAL PREPARATIONS AND PREPARATION OF FLOUR OR STARCH OF FRUITS OR VEGETABLES	9,260,716			389,492,084			2,210,709		
GRP 054	VEGETABLES, FRESH, CHILLED, FROZEN OR SIMPLY PRESERVED	16,336,089			252,103,110			16,015,707		
GRP 056	VEGETABLES, ROOT AND TUBERS, PREPARED OR PRESERVED, N.E.S.	645,700			96,045,708			478,333		
GRP 057	FRUITS AND NUTS (NOT INCLUDING OIL NUTS), FRESH OR DRIED	3,296,580			164,884,078			270,371		
GRP 058	FRUITS, PRESERVED, AND FRUIT PREPARATIONS (EXCLUDING FRUIT JUICES)	499,578			52,808,206			93,801		
GRP 059	FRUIT JUICES (INCLUDING GRAPE MUST) & VEGETABLE JUICES, UNFERMENTED & NOT CONTAINING ADDED SPIRIT,WHETHER / NOT CONTAINING ADDED SUGAR OR OTHER SWEETENING MATTER	922,578			17,584,015			130,642		
GRP 061	SUGARS, MOLASSES AND HONEY	31,055,148			179,629,152			26,052,003		
GRP 062	SUGAR CONFECTIONERY	223,562			51,158,971			219,162		
GRP 071	COFFEE AND COFFEE SUBSTITUTES	230,992			120,919,626			230,992		
GRP 072	COCOA	1,107,341			643,263			-		
GRP 073	CHOCOLATE AND OTHER FOOD PREPARATIONS CONTAINING COCOA, N.E.S	635,918			69,634,281			604,018		
GRP 074	TEA AND MATE	837,240			42,116,206			603,296		
GRP 075	SPICES	121,141,904			76,270,493			319,350		
GRP 081	FEEDING STUFF FOR ANIMALS (NOT INCLUDING UNMILLED CEREALS)	256,046,731			477,684,521			4,745,747		
GRP 091	MARGARINE AND SHORTENING	22,658,357			21,225,643			513,642		
GRP 098	EDIBLE PRODUCTS AND PREPARATIONS, N.E.S.	98,368,872			1,141,414,118			49,258,840		

S A R A W A K

JADUAL 21 (SAMB) : NILAI EKSPORT, IMPORT DAN EKSPORT SEMULA MENGIKUT SEKSYEN, BAHAGIAN DAN KUMPULAN
TABLE 21 (CONT'D) : VALUE OF EXPORTS, IMPORTS AND RE-EXPORTS BY SECTIONS, DIVISIONS AND GROUPS

SECT / DIV / GROUP	DESCRIPTION	EXPORTS & RE-EXPORTS RM F.O.B.			IMPORTS RM C.I.F.			RE-EXPORTS RM F.O.B.		
		JAN -	DIS	2020	JAN -	DIS	2020	JAN -	DIS	2020
GRP 111	NON-ALCOHOLIC BEVERAGES, N.E.S.	21,831,792			374,468,967			1,195,461		
GRP 112	ALCOHOLIC BEVERAGES	5,135,119			230,719,714			5,089,456		
GRP 121	TOBACCO, UNMANUFACTURED; TOBACCO REFUSE	-			-			-		
GRP 122	TOBACCO, MANUFACTURED (WHETHER OR NOT CONTAINING TOBACCO SUBSTITUTES)	464,060			89,630,439			464,060		
GRP 211	HIDES AND SKINS (EXCEPT FURSKINS), RAW	-			-			-		
GRP 212	FURSKINS, RAW	-			-			-		
GRP 222	OIL SEEDS AND OLEAGINOUS FRUITS, FOR EXTRACTION OF 'SOFT' FIXED VEGETABLE OILS	53,400			32,798,393			53,400		
GRP 223	OIL SEEDS AND OLEAGINOUS FRUITS, FOR EXTRACTION OF OTHER FIXED VEGETABLE OILS	83,299,289			13,338,581			75,481		
GRP 231	NATURAL RUBBER, NATURAL GUMS, IN PRIMARY FORMS	63,293,980			90,692,073			-		
GRP 232	SYNTHETIC RUBBER; RECLAIMED RUBBER, WASTE, PARINGS AND SCRAP OF UNHARDENED RUBBER	68,219,207			3,313,781			1,577,266		
GRP 244	CORK, NATURAL, RAW AND WASTE	-			-			-		
GRP 245	FUEL WOOD (EXCLUDING WOOD WASTE) AND WOOD CHARCOAL	17,948,353			16,496,942			61,800		
GRP 246	WOOD IN CHIPS OR PARTICLES AND WOOD WASTE	253,073,397			318,158			22,739		
GRP 247	WOOD IN THE ROUGH OR ROUGHLY SQUARED	502,830,990			144,683,107			-		
GRP 248	WOOD, SIMPLY WORKED, AND RAILWAY SLEEPERS OF WOOD	469,819,009			3,033,648			678,895		
GRP 251	PULP AND WASTE PAPER	12,123,555			91,407			-		
GRP 261	SILK	-			-			-		
GRP 263	COTTON	-			431,662			-		
GRP 264	JUTE AND OTHER TEXTILE BAST FIBRES, N.E.S., RAW OR PROCESSED BUT NOT SPUN	-			-			-		
GRP 265	VEGETABLE TEXTILE FIBRES (OTHER THAN COTTON AND JUTE) RAW OR PROCESSED AND WASTE	30,331			636,195			-		
GRP 266	SYNTHETIC FIBRES SUITABLE FOR SPINNING	-			636,476			-		
GRP 267	OTHER MAN-MADE FIBRES AND WASTE	-			-			-		
GRP 268	WOOL AND OTHER ANIMAL HAIR (EXCLUDING WOOL TOPS)	-			-			-		
GRP 269	WORN CLOTHING AND OTHER WORN TEXTILE ARTICLES ;RAGS	5,416,615			18,949,062			5,361,465		
GRP 272	FERTILIZERS, CRUDE	466,050			23,659,611			300,000		
GRP 273	STONE, SAND AND GRAVEL	3,809,359			16,353,022			150,928		
GRP 274	SULPHUR AND UNROASTED IRON PYRITES	-			6,480			-		
GRP 277	NATURAL ABRASIVES, N.E.S. (INCLUDING INDUSTRIAL DIAMONDS)	-			1,326,859			-		
GRP 278	OTHER CRUDE MINERALS	8,398,292			356,134,180			8,235,398		
GRP 281	IRON ORE AND CONCENTRATES	-			902,114			-		
GRP 282	FERROUS WASTE AND SCRAP; REMELTING INGOTS OF IRON OR STEEL	110,926,587			54,642,555			5,549,347		
GRP 283	COOPER ORES AND CONCENTRATES	-			-			-		
GRP 284	NICKEL ORES AND CONCENTRATES	-			-			-		
GRP 285	ALUMINIUM ORES AND CONCENTRATES	72,000			1,861,077,407			48,000		
GRP 287	ORES AND CONCENTRATES OF BASE METALS, N.E.S.	-			760,775,607			-		
GRP 288	NON-FERROUS BASE METAL WASTE AND SCRAP, N.E.S.	61,457,843			242,974,784			64,159		
GRP 289	ORES AND CONCENTRATES OF PRECIOUS METALS; WASTE	-			-			-		
GRP 291	CRUDE ANIMAL MATERIALS, N.E.S.	1,553,600			1,304,643			1,096,350		
GRP 292	CRUDE VEGETABLE MATERIALS, N.E.S.	113,571,360			30,218,807			220,803		
GRP 321	COAL, WHETHER OR NOT PULVERIZED, BUT NOT AGGLOMERATED	58,020			135,300,401			-		
GRP 322	BRIGUETTES, LIGNITE AND PEAT	-			1,664,922			-		
GRP 325	COKE AND SEMI-COKE OF COAL, LIGNITE OR PEAT; RETORT CARBON	111,804			419,747,031			111,804		
GRP 333	PETROLEUM OILS, CRUDE, AND CRUDE OILS OBTAINED FROM BITUMINOUS MINERALS	10,346,769,242			7,033			-		
GRP 334	PETROLEUM PRODUCTS, REFINED	417,681,331			1,619,074,795			55,223,252		
GRP 335	RESIDUAL PETROLEUM PRODUCTS, N.E.S. AND RELATED MATERIALS	453,259,261			122,073,608			-		
GRP 342	LIQUEFIED PROPANE AND BUTANE	10,449			2,612,384			10,449		
GRP 343	NATURAL GAS, WHETHER OR NOT LIQUEFIED	28,945,393,457			24,136			-		
GRP 344	PETROLEUM GASES AND OTHER GASEOUS HYDRO-CARBONS, N.E.S.	10,970			778,151			10,970		
GRP 345	COAL GAS, WATER GAS, PRODUCER GAS AND SIMILAR GASES	-			9,824			-		
GRP 351	ELECTRIC CURRENT	498,445,450			-			-		
GRP 411	ANIMAL OILS AND FATS	-			314,212			-		
GRP 421	FIXED VEGETABLE OILS, 'SOFT', CRUDE, REFINED OR PURIFIED	69,120			17,188,008			69,120		
GRP 422	OTHER FIXED VEGETABLE OILS, FLUID OR SOLID, CRUDE, REFINED OR PURIFIED	10,868,840,894			133,787,856			175,392		
GRP 431	ANIMAL OR VEGETABLE OILS AND FATS, PROCESSED, AND WAXES OF ANIMAL OR VEGETABLE ORIGIN	1,413,804,655			20,544,138			-		
GRP 511	HYDROCARBONS, N.E.S. AND THEIR HALOGENATED, SULPHONATED, NITRATED OR NITROSATED DERIVATIVES	252,271			19,376,044			19,880		
GRP 512	ALCOHOLS, PHENOLS, PHENOL-ALCOHOLS, AND THEIR DERIVATIVES	456,303,485			156,820,783			34,103		
GRP 513	CARBOXYLIC ACIDS, ANHYDRIDES, HALIDES, PEROXIDES AND PEROXYACIDS AND DERIVATIVES	150,068			39,198,983			133,187		

S A R A W A K

JADUAL 21 (SAMB) : NILAI EKSPORT, IMPORT DAN EKSPORT SEMULA MENGIKUT SEKSYEN, BAHAGIAN DAN KUMPULAN
TABLE 21 (CONT'D) : VALUE OF EXPORTS, IMPORTS AND RE-EXPORTS BY SECTIONS, DIVISIONS AND GROUPS

SECT / DIV / GROUP	DESCRIPTION	EXPORTS & RE-EXPORTS RM F.O.B.			IMPORTS RM C.I.F.			RE-EXPORTS RM F.O.B.		
		JAN -	DIS	2020	JAN -	DIS	2020	JAN -	DIS	2020
GRP 514	NITROGEN-FUNCTION COMPOUNDS			-	45,770,051					-
GRP 515	ORGANO-INORGANIC AND HETEROCYCLIC COMPOUNDS			184,660	47,199,017					184,660
GRP 516	OTHER ORGANIC CHEMICALS			325,559	12,988,906					72,495
GRP 522	INORGANIC CHEMICAL ELEMENTS, OXIDES AND HALOGEN SALTS			1,174,571,612	347,886,197					82,905,819
GRP 523	METALLIC SALTS AND PEROXYSALTS, OF INORGANIC ACIDS			124,001,069	376,531,040					4,107,951
GRP 524	OTHER INORGANIC CHEMICALS; ORGANIC AND INORGANIC COMPOUNDS OF PRECIOUS METALS			255,063	15,917,493					70,354
GRP 525	RADIO-ACTIVE AND ASSOCIATED MATERIALS			382,921	24,579,193					382,921
GRP 531	SYNTHETIC ORGANIC COLOURING MATTER AND COLOUR LAKES AND PREPARATIONS BASED THEREON			-	3,176,741					-
GRP 532	DYEING AND TANNING EXTRACTS, AND SYNTHETIC TANNING MATERIALS			5,000	796,775					5,000
GRP 533	PIGMENTS, PAINTS, VARNISHES AND RELATED MATERIALS			8,274,404	292,635,321					8,266,298
GRP 541	MEDICINAL AND PHARMACEUTICAL PRODUCTS, OTHER THAN MEDICAMENTS OF GROUP 542			5,105,965	214,521,686					4,706,883
GRP 542	MEDICAMENTS (INCLUDING VETERINARY MEDICAMENTS)			4,191,561	311,689,493					4,180,292
GRP 551	ESSENTIAL OILS, PERFUME AND FLAVOUR MATERIALS			758,339	13,671,540					758,339
GRP 553	PERFUMERY, COSMETICS AND TOILET PREPARATIONS			6,162,596	473,441,461					6,154,876
GRP 554	SOAP, CLEANSING AND POLISHING PREPARATIONS			1,621,059	345,063,091					1,502,092
GRP 562	FERTILIZERS, MANUFACTURED			628,579,737	947,579,349					38,357,466
GRP 571	POLYMER OF ETHYLENE, IN PRIMARY FORMS			3,206,741	125,642,069					472,629
GRP 572	POLYMER OF STYRENE, IN PRIMARY FORMS			3,398,254	4,949,902					-
GRP 573	POLYMERS OF VINYL CHLORIDE, IN PRIMARY FORMS			-	13,795,491					-
GRP 574	POLYACETALS, OTHER POLYETHERS AND EPOXIDE RESINS, IN PRIMARY FORMS			853,242	32,427,457					520,441
GRP 575	OTHER PLASTICS, IN PRIMARY FORMS			22,740,778	282,364,699					4,839,206
GRP 579	WASTE, PARINGS AND SCRAP, OF PLASTICS			1,429,917	420,219					1,202,470
GRP 581	TUBES, PIPES AND HOSES OF PLASTICS			5,391,249	90,502,418					3,722,356
GRP 582	PLATES, SHEETS, FILM, COIL AND STRIP OF PLASTICS			8,139,416	268,988,189					6,609,291
GRP 583	MONOFILAMENT, RODS, STICKS AND PROFILE SHAPES, OF PLASTICS			-	2,703,598					-
GRP 591	DISINFECTANTS, INSECTICIDES, FUNGICIDES, WEED KILLERS, ANTI-SPROUTING PRODUCTS, ETC.			969,758	206,448,942					969,758
GRP 592	STARCHES, INULIN AND WHEAT GLUTEN; ALBUMINOIDAL SUBSTANCES; GLUES			82,133,080	23,681,953					1,788,605
GRP 593	EXPLOSIVES AND PYROTECHNIC PRODUCTS			-	19,213,857					-
GRP 597	PREPARED ADDITIVES FOR MINERAL OILS; LUBRICATING PREPARATIONS			698,655	29,844,468					696,639
GRP 598	MISCELLANEOUS CHEMICAL PRODUCTS, N.E.S.			116,142,442	2,091,827,917					30,674,252
GRP 599	RESIDUAL PRODUCTS OF THE CHEMICAL OR ALLIED INDUSTRIES, N.E.S.; MUNICIPAL WASTE; SEWAGE SLUDGE OTHER WASTES			1,878,099	227,139					1,854,067
GRP 611	LEATHER			-	-					-
GRP 612	MANUFACTURES OF LEATHER OR OF COMPOSITION LEATHER, N.E.S. SADDLERY, HARNESS			-	802,733					-
GRP 621	MATERIALS OF RUBBER			715,500	17,438,292					715,500
GRP 625	RUBBER TYRES, INTERCHANGEABLE TYRE TREADS, INNER TUBES AND TYRE FLABS			12,195,942	325,646,881					12,195,942
GRP 629	ARTICLES OF RUBBER, N.E.S.			3,824,881	37,973,399					1,712,850
GRP 633	CORK MANUFACTURES			-	34,496					-
GRP 634	VENEERS, PLYWOOD, PARTICLE BOARD, AND OTHER WOOD, WORKED, N.E.S.			2,246,470,216	132,555,057					1,094,332
GRP 635	WOOD MANUFACTURES, N.E.S.			66,838,799	30,946,597					1,360,688
GRP 641	PAPER AND PAPERBOARD			3,993,669	134,987,834					1,081,805
GRP 642	PAPER AND PAPERBOARD, CUT TO SIZE OR SHAPE, AND ARTICLES OF PAPER OR PAPERBOARD			15,941,783	404,218,404					1,415,965
GRP 651	TEXTILE YARN			11,200	4,355,214					11,200
GRP 652	COTTON FABRICS, WOVEN (NOT INCLUDING NARROW OR SPECIAL FABRICS)			20,192	15,281,198					20,192
GRP 653	FABRICS, WOVEN, OF MAN-MADE TEXTILE MATERIALS (NOT INCLUDING NARROW OR SPECIAL FABRICS)			255,724	7,075,617					255,724
GRP 654	TEXTILE FABRICS, WOVEN			-	2,718,387					-
GRP 655	KNITTED OR CROCHETED FABRICS (INCLUDING TUBULAR KNIT, PILE AND OPEN-WORK FABRICS)			-	208,224					-
GRP 656	TULLES, LACE, EMBROIDERY, RIBBONS, TRIMMINGS AND OTHER SMALL WARES			81,370	13,101,868					81,370
GRP 657	SPECIAL YARNS, TEXTILE FABRICS AND RELATED PRODUCTS			820,956	89,173,450					801,956
GRP 658	MADE-UP ARTICLES, WHOLLY OR CHIEFLY OF TEXTILE MATERIALS, N.E.S.			3,355,377	161,097,784					3,015,239
GRP 659	FLOOR COVERINGS, ETC.			34,886	12,097,894					34,886
GRP 661	LIME, CEMENT, AND FABRICATED CONSTRUCTION MATERIALS (EXCEPT GLASS AND CLAY MATERIALS)			4,013,399	227,611,757					3,216,124
GRP 662	CLAY CONSTRUCTION MATERIALS AND REFRACTORY CONSTRUCTION MATERIALS			64,066,332	112,674,001					586,898
GRP 663	MINERAL MANUFACTURES, N.E.S.			3,911,127	137,591,597					2,567,232
GRP 664	GLASS			446,813	101,870,391					217,040
GRP 665	GLASSWARE			2,509,657	17,278,948					155,439

S A R A W A K

JADUAL 21 (SAMB) : NILAI EKSPORT, IMPORT DAN EKSPORT SEMULA MENGIKUT SEKSYEN, BAHAGIAN DAN KUMPULAN
TABLE 21 (CONT'D) : VALUE OF EXPORTS, IMPORTS AND RE-EXPORTS BY SECTIONS, DIVISIONS AND GROUPS

SECT / DIV / GROUP	DESCRIPTION	EXPORTS & RE-EXPORTS RM F.O.B.			IMPORTS RM C.I.F.			RE-EXPORTS RM F.O.B.		
		JAN -	DIS	2020	JAN -	DIS	2020	JAN -	DIS	2020
GRP 666	POTTERY			205,610			17,469,748			120,111
GRP 667	PEARLS, PRECIOUS AND SEMI-PRECIOUS STONES, UNWORKED OR WORKED			-			32,396			-
GRP 671	PIG IRON, SPIEGELEISEN, SPONGE IRON, IRON OR STEEL GRANULES AND POWDERS AND FERRO-ALLOYS			2,742,359,582			10,793,320			-
GRP 672	INGOTS AND OTHER PRIMARY FORMS, OF IRON OR STEEL			4,104			6,176,268			-
GRP 673	FLAT-ROLLED PRODUCTS, OF IRON OR NON-ALLOY STEEL, NOT CLAD, PLATED OR COATED			1,165,504			215,294,520			806,646
GRP 674	FLAT-ROLLED PRODUCTS, OF IRON OR NON-ALLOY STEEL, CLAD, PLATED OR COATED			27,559,430			167,953,117			392,391
GRP 675	FLAT-ROLLED PRODUCTS OF ALLOY STEEL			54,564			35,635,816			5,103
GRP 676	IRON AND STEEL BARS, RODS, ANGLES, SHAPES AND SECTIONS (INCLUDING SHEET PILING)			1,949,633			388,680,638			489,532
GRP 677	RAILS AND RAILWAY TRACK CONSTRUCTION MATERIAL, OF IRON OR STEEL			-			1,614,489			-
GRP 678	WIRE OF IRON OR STEEL			627,029			26,466,999			139,939
GRP 679	TUBES, PIPES AND HOLLOW PROFILES, AND TUBES OR PIPE FITTINGS, OF IRON OR STEEL			26,616,753			528,214,739			3,244,335
GRP 681	SILVER, PLATINUM AND OTHER METALS OF THE PLATINUM GROUP			-			273,963			-
GRP 682	COPPER (INCLUDING ALLOYS)			502,774,526			146,373,115			11,330,575
GRP 683	NICKEL (INCLUDING ALLOYS)			-			2,140,348			-
GRP 684	ALUMINIUM (INCLUDING ALLOYS)			5,606,436,916			190,719,774			373,995
GRP 685	LEAD (INCLUDING ALLOYS)			428,399			40,039,857			420,899
GRP 686	ZINC (INCLUDING ALLOYS)			47,714			7,133,923			42,914
GRP 687	TIN (INCLUDING ALLOYS)			-			38,345			-
GRP 689	MISCELLANEOUS NON-FERROUS BASE METALS EMPLOYED IN METALLURGY AND CERMETS			-			15,500,675			-
GRP 691	STRUCTURES AND PARTS OF STRUCTURES, N.E.S., OF IRON, STEEL OR ALUMINIUM			10,874,597			521,610,360			1,503,457
GRP 692	METAL CONTAINERS FOR STORAGE OR TRANSPORT			26,606,379			24,189,662			8,605,183
GRP 693	WIRE PRODUCTS (EXCLUDING INSULATED ELECTRICAL WIRING) AND FENCING GRILLS			4,813,095			115,380,588			3,196,436
GRP 694	NAILS, SCREWS, NUTS, BOLTS, RIVETS AND THE LIKE, OF IRON, STEEL, COPPER OR ALUMINIUM			4,627,487			69,604,709			2,894,620
GRP 695	TOOLS FOR USE IN THE HAND OR IN MACHINES			31,426,820			275,801,260			30,926,051
GRP 696	CUTLERY			116,061			14,900,291			66,184
GRP 697	HOUSEHOLD EQUIPMENT OF BASE METAL, N.E.S.			3,663,677			298,427,643			1,869,458
GRP 699	MANUFACTURES OF BASE METAL, N.E.S.			642,096,296			646,038,860			27,330,290
GRP 711	STEAM OR OTHER VAPOUR GENERATING BOILERS, SUPERHEATED WATER BOILERS, AND AUXILIARY PLANT FOR USE THEREWITH; AND PARTS THEREOF			160,092			16,069,308			160,092
GRP 712	STEAM TURBINES AND OTHER VAPOUR TURBINES, AND PARTS THEREOF, N.E.S.			8,009,600			8,130,124			8,009,600
GRP 713	INTERNAL COMBUSTION PISTON ENGINES, AND PARTS THEREOF, N.E.S.			25,346,210			145,298,593			25,266,957
GRP 714	ENGINES AND MOTORS, NON-ELECTRIC, AND PARTS, N.E.S.			30,865,045			134,662,141			30,865,045
GRP 716	ROTATING ELECTRIC PLANT AND PARTS THEREOF, N.E.S.			5,293,755			114,841,982			5,293,755
GRP 718	OTHER POWER GENERATING MACHINERY AND PARTS THEREOF, N.E.S.			982,229			11,445,791			982,229
GRP 721	AGRICULTURAL MACHINERY (EXCLUDING TRACTORS) AND PARTS THEREOF			1,260,016			44,280,095			1,260,016
GRP 722	TRACTORS, WHETHER OR NOT FITTED WITH POWER TAKE OFFS, WINCHES OR PULLEYS			3,160,474			40,548,468			3,160,474
GRP 723	CIVIL ENGINEERING AND CONTRACTORS' PLANT AND EQUIPMENT			110,202,211			615,647,999			105,196,744
GRP 724	TEXTILE AND LEATHER MACHINERY, AND PARTS THEREOF, N.E.S.			817,893			59,005,673			787,893
GRP 725	PAPER MILL AND PULP MILL MACHINERY, PAPER CUTTING MACHINES AND OTHER MACHINERY FOR THE MANUFACTURE OF PAPER ARTICLES; PARTS THEREOF			95,060			14,337,307			95,060
GRP 726	PRINTING AND BOOKBINDING MACHINERY, AND PARTS THEREOF			1,257,025			14,180,847			1,251,669
GRP 727	FOOD-PROCESSING MACHINES (EXCLUDING DOMESTIC)			331,175			56,905,829			331,175
GRP 728	OTHER MACHINERY AND EQUIPMENT SPECIALIZED FOR PARTICULAR INDUSTRIES, AND PARTS THEREOF, N.E.S.			34,131,196			779,976,811			33,947,068
GRP 731	MACHINE-TOOLS WORKING BY REMOVING METAL OR OTHER MATERIAL			2,727,568			44,951,780			2,727,568
GRP 733	MACHINE-TOOLS FOR WORKING METAL, SINTERED METAL CARBIDES OF CERMETS, WITHOUT REMOVING MATERIAL			1,020,478			13,249,760			1,020,478
GRP 735	PARTS, NES AND ACCESSORIES FOR USE WITH MACHINES FALLING WITHIN HEADING 731 AND 733			10,370,573			52,185,098			10,370,573
GRP 737	METALWORKING MACHINERY (OTHER THAN MACHINE-TOOLS), AND PARTS THEROF, N.E.S.			3,426,419			64,576,177			3,426,419
GRP 741	HEATING AND COOLING EQUIPMENT AND PARTS THEREOF, N.E.S.			19,731,720			1,245,609,826			19,518,142
GRP 742	PUMPS FOR LIQUIDS, LIQUID ELEVATORS AND PARTS			10,323,146			119,477,105			10,194,304

SARAWAK

JADUAL 21 (SAMB) : NILAI EKSPORT, IMPORT DAN EKSPORT SEMULA MENGIKUT SEKSYEN, BAHAGIAN DAN KUMPULAN
TABLE 21 (CONT'D) : VALUE OF EXPORTS, IMPORTS AND RE-EXPORTS BY SECTIONS, DIVISIONS AND GROUPS

SECT / DIV / GROUP	DESCRIPTION	EXPORTS & RE-EXPORTS RM F.O.B.			IMPORTS RM C.I.F.			RE-EXPORTS RM F.O.B.		
		JAN -	DIS	2020	JAN -	DIS	2020	JAN -	DIS	2020
GRP 743	PUMPS (OTHER THAN PUMPS FOR LIQUIDS) AND COMPRESSORS AND FANS; CENTRIFUGES; FILTERING OR PURIFYING APPARATUS; AND PARTS THEREOF			36,213,840			496,767,855			36,213,840
GRP 744	MECHANICAL HANDLING EQUIPMENT, AND PARTS THEREOF, N.E.S.			36,937,423			237,219,764			36,221,655
GRP 745	OTHER NON-ELECTRICAL MACHINERY, TOOLS AND MECHANICAL APPARATUS, AND PARTS THEREOF, N.E.S.			6,883,817			151,032,805			6,397,764
GRP 746	BALL OR ROLLER BEARINGS			3,156,928			48,732,304			3,142,030
GRP 747	TAPS, COCKS, VALVES AND SIMILAR APPLIANCE			4,491,199			217,746,002			4,491,199
GRP 748	TRANSMISSION SHAFTS AND CRANKS; BEARING HOUSINGS AND PARTS THEREOF			18,746,905			112,107,454			11,458,229
GRP 749	NON-ELECTRIC PARTS AND ACCESSORIES OF MACHINERY, N.E.S.			8,700,535			78,350,197			8,676,295
GRP 751	OFFICE MACHINES			5,636,362			67,640,127			5,041,004
GRP 752	AUTOMATIC DATA PROCESSING MACHINES AND UNITS THEREOF			27,906,079			115,634,158			26,948,390
GRP 759	PARTS AND ACCESSORIES FOR USE WITHIN GROUPS 751 AND 752			6,173,364			96,164,685			6,097,166
GRP 761	TELEVISION RECEIVERS WITH RADIO-BROADCAST RECEIVERS, SOUND RECORDERS OR REPRODUCERS			4,051,871			133,299,788			4,021,093
GRP 762	RADIO-BROADCAST RECEIVERS WITH SOUND RECORDERS OR REPRODUCERS			-			5,135,697			-
GRP 763	SOUND RECORDERS OR REPRODUCERS; TELEVISION IMAGE AND SOUND RECORDERS OR REPRODUCERS; PREPARED UNRECORDED MEDIA			51,297			3,775,992			51,297
GRP 764	TELECOMMUNICATIONS EQUIPMENTS, N.E.S.; THEIR PARTS, AND ACCESSORIES USED IN DIVISION 76			45,642,578			552,727,912			43,447,465
GRP 771	ELECTRIC POWER MACHINERY (OTHER THAN ROTATING ELECTRIC PLANT), AND PARTS THEREOF			95,563,832			192,463,748			4,759,845
GRP 772	ELECTRICAL APPARATUS, RESISTOR, SWITCHBOARD AND CONTROL PANELS N.E.S., AND PARTS N.E.S.			13,048,971			328,754,221			11,135,721
GRP 773	EQUIPMENT FOR DISTRIBUTING ELECTRICITY, N.E.S.			1,810,782			233,865,978			1,810,782
GRP 774	ELECTRO-DIAGNOSTIC APPARATUS FOR MEDICAL, SURGICAL, DENTAL OR VETERINARY SCIENCES AND RADIOLOGICAL APPARATUS			2,750,834			33,920,926			2,650,834
GRP 775	HOUSEHOLD TYPE, ELECTRICAL AND NON-ELECTRICAL EQUIPMENT, N.E.S.			4,470,450			285,489,661			4,470,450
GRP 776	THERMIONIC VALVES AND TUBES; PHOTOCELLS; ETC., AND PARTS THEREOF, N.E.S.			3,088,253,261			75,418,151			87,686,022
GRP 778	ELECTRICAL MACHINERY AND APPARATUS, N.E.S.			2,316,341,744			1,824,772,146			51,868,552
GRP 781	MOTOR CARS AND OTHER MOTOR VEHICLES FOR THE TRANSPORT OF PERSONS			179,234,655			2,403,962,950			177,602,655
GRP 782	MOTOR VEHICLES FOR THE TRANSPORT OF GOODS AND SPECIAL PURPOSE MOTOR VEHICLES			44,171,244			853,424,560			43,666,319
GRP 783	ROAD MOTOR VEHICLES, N.E.S.			4,920,300			45,776,667			4,920,300
GRP 784	PARTS AND ACCESSORIES, OF THE MOTOR VEHICLES FALLING WITHIN HEADING 722, 781, 782 OR 783			56,075,794			499,553,963			54,080,758
GRP 785	MOTORCYCLES, AND CYCLES, MOTORIZED AND NON-MOTORIZED; INVALID CARRIAGES			9,234,430			455,444,120			9,087,290
GRP 786	TRAILERS AND SEMI-TRAILERS; OTHER VEHICLES, NOT MECHANICALLY PROPELLED; SPECIALLY DESIGNED AND EQUIPPED TRANSPORT CONTAINERS			743,267			22,154,311			712,075
GRP 791	RAILWAY VEHICLES (INCLUDING HOVERTRAINS) AND ASSOCIATED EQUIPMENT			232,719			1,727,266			232,719
GRP 792	AIRCRAFT AND ASSOCIATED EQUIPMENT, SPACECRAFTS AND SPACECRAFT LAUNCH VEHICLES AND PARTS			23,026,999			57,946,526			23,026,999
GRP 793	SHIPS, BOATS (INCLUDING HOVERCRAFT) AND FLOATING STRUCTURES			260,467,638			21,037,881			3,704,542
GRP 811	PREFABRICATED BUILDINGS			244,770			10,948,162			244,770
GRP 812	SANITARY, PLUMBING AND HEATING FIXTURES AND FITTINGS, N.E.S.			2,725,950			9,212,741			2,538,641
GRP 813	LIGHTING FIXTURES AND FITTINGS, N.E.S.			1,138,292			64,130,252			1,138,292
GRP 821	FURNITURE AND PARTS THEREOF			54,213,068			332,191,836			5,288,907
GRP 831	TRAVEL GOODS, HANDBAGS AND SIMILAR CONTAINERS			964,228			54,853,157			964,228
GRP 841	MEN'S OR BOYS' COATS, CAPES, JACKETS, SUITS, BLAZERS, TROUSERS, UNDERWEAR, ETC., OF TEXTILE FABRICS, NOT KNITTED OR CROCHETED			1,025,187			76,378,636			779,535
GRP 842	WOMEN'S AND GIRLS' COATS, CAPES, JACKETS, SUITS, BLAZERS, TROUSERS, SHORTS AND SIMILAR ARTICLES OF TEXTILE FABRICS, NOT KNITTED OR CROCHETED			1,145,392			123,439,710			1,145,392
GRP 843	MEN'S OR BOYS' COATS, CAPES, JACKETS, SUITS, BLAZERS, TROUSERS, SHORTS AND SIMILAR ARTICLES OF TEXTILE FABRICS, KNITTED OR CROCHETED			-			1,133,115			-

S A R A W A K

JADUAL 21 (SAMB) : NILAI EKSPORT, IMPORT DAN EKSPORT SEMULA MENGIKUT SEKSYEN, BAHAGIAN DAN KUMPULAN
TABLE 21 (CONT'D) : VALUE OF EXPORTS, IMPORTS AND RE-EXPORTS BY SECTIONS, DIVISIONS AND GROUPS

SECT / DIV / GROUP	DESCRIPTION	EXPORTS & RE-EXPORTS RM F.O.B.			IMPORTS RM C.I.F.			RE-EXPORTS RM F.O.B.		
		JAN -	DIS	2020	JAN -	DIS	2020	JAN -	DIS	2020
GRP 844	WOMEN'S AND GIRLS' COATS, CAPES, JACKETS, SUITS, BLAZERS, TROUSERS, SHORTS AND SIMILAR ARTICLES OF TEXTILE FABRICS, KNITTED OR CROCHETED			-			23,975,161			-
GRP 845	ARTICLES OF APPAREL, OF TEXTILE FABRICS, WHETHER OR NOT KNITTED OR CROCHETED, N.E.S.		6,340,678			330,764,471			5,932,351	
GRP 846	CLOTHING ACCESSORIES, OF TEXTILE FABRICS, WHETHER OR NOT KNITTED OR CROCHETED		1,289,622			34,856,861			576,611	
GRP 848	ARTICLES OF APPAREL AND CLOTHING ACCESSORIES OF OTHER THAN TEXTILE FABRICS, HEADGEAR OF ALL MATERIALS		759,213			37,576,937			759,213	
GRP 851	FOOTWEAR		2,352,268			95,995,023			2,352,268	
GRP 871	OPTICAL INSTRUMENTS AND APPARATUS, N.E.S.		634,584			6,045,127			601,584	
GRP 872	MEDICAL INSTRUMENTS AND APPLIANCES, N.E.S.		11,930,614			114,255,885			11,928,558	
GRP 873	METERS AND COUNTERS, N.E.S.		42,579			14,848,610			42,579	
GRP 874	MEASURING, CHECKING, ANALYSING AND CONTROLLING INSTRUMENTS AND APPARATUS N.E.S.		16,335,276			274,509,563			16,221,663	
GRP 881	PHOTOGRAPHIC APPARATUS AND EQUIPMENT, N.E.S.		165,706			6,948,968			165,706	
GRP 882	PHOTOGRAPHIC AND CINEMATOGRAPHIC SUPPLIES		30,542			1,014,881			30,542	
GRP 883	CINEMATOGRAPH FILM, EXPOSED AND DEVELOPED, WHETHER /NOT INCORPORATING SOUND TRACK OR CONSISTING ONLY OF SOUND TRACK		-			-			-	
GRP 884	OPTICAL GOODS, N.E.S.		271,173			10,491,099			265,203	
GRP 885	WATCHES AND CLOCKS		1,377,727			27,168,974			1,377,727	
GRP 891	ARMS AND AMMUNITION		240,209			4,664,321			240,209	
GRP 892	PRINTED MATTER		12,539,518			427,659,116			395,740	
GRP 893	ARTICLES, NES OF PLASTICS		27,698,306			478,491,596			17,790,722	
GRP 894	BABY CARRIAGES, TOYS, GAMES AND SPORTING GOODS		3,671,128			151,488,803			3,668,753	
GRP 895	OFFICE AND STATIONARY SUPPLIES, N.E.S.		601,705			18,077,259			400,106	
GRP 896	WORKS OF ART, COLLECTORS' PIECES AND ANTIQUES		474,297			5,637,424			384,797	
GRP 897	JEWELLERY, GOLDSMITHS' AND SILVERSMITHS' WARES AND OTHER ARTICLES OF PRECIOUS OR SEMI-PRECIOUS MATERIALS, N.E.S.		10,441,300			47,074,842			4,750,974	
GRP 898	MUSICAL INSTRUMENTS AND PARTS AND ACCESSORIES THEREOF		1,430,367			17,991,483			1,430,367	
GRP 899	MISCELLANEOUS MANUFACTURED ARTICLES, N.E.S.		1,025,600			41,624,552			769,755	
GRP 931	SPECIAL TRANSACTIONS AND COMMODITIES		25,962,427			150,842,665			10,572,788	
GRP 961	COIN, EXCEPT GOLD COIN, UNISSUED		-			-			-	
GRP 971	GOLD, NON-MONETARY		-			-			-	
	GRAND TOTAL		77,203,352,813			40,872,540,125			1,569,008,842	

BAHAGIAN 3

PART 3



NOTA KETERANGAN
EXPLANATORY NOTES



NOTA KETERANGAN

1. PENGENALAN

Penerbitan Perangkaan Perdagangan Luar Negeri, Sarawak bagi tahun 2021 mengandungi maklumat perdagangan bagi **tahun rujukan 2020**. Penerbitan ini memaparkan nilai eksport, import dan eksport semula berdasarkan *Standard International Trade Classification, Revision 4* (SITC Rev. 4) mengikut seksyen, bahagian dan kumpulan barangan, negara asal dan yang dituju serta barangan utama/ terpilih.

2. OBJEKTIF

Objektif utama penyusunan perangkaan perdagangan luar negeri ialah untuk membekalkan maklumat tentang prestasi perdagangan Sarawak berbanding dengan negara-negara lain di dunia dari segi volum dan nilai barangan. Justeru itu, perangkaan perdagangan menjadi alat bagi membantu kerajaan dalam menggubal dasar dan memantau prestasi ekonomi serta juga untuk perancangan pembangunan negara. Maklumat tersebut boleh juga digunakan oleh pihak swasta serta orang perseorangan bagi tujuan tertentu seperti membuat unjuran dan analisis ekonomi.

3. BIDANG DAN LIPUTAN

3.1 Sarawak menggunakan 'sistem perdagangan umum' dalam penyusunan perangkaan perdagangan luar negeri. Di bawah sistem ini, sempadan negeri Sarawak digunakan sebagai sempadan perangkaan. Semua barang yang dibawa masuk atau keluar dari negeri Sarawak (selain pengecualian yang disebutkan di para 11 di bawah) direkodkan, sama ada barangan itu tertakluk kepada kelulusan tertentu ataupun tidak. Barangan yang dibawa masuk atau keluar dari gudang-gudang simpanan kastam, Zon Perindustrian Bebas direkodkan di dalam perangkaan ini.

3.2 Butir-butir tentang kapal dan kapal terbang dagangan dan persendirian turut **diambil kira** jika ianya diimport atau dieksport sebagai barang yang dibeli, dijual atau disewa (*finansial*) tidak kira sama ada ianya tiba atau berlepas dengan kuasanya sendiri.

4. SUMBER DATA

4.1 Pengikraran import dan eksport (*hard/ soft copy*) yang diluluskan oleh Jabatan Kastam Diraja Malaysia (JKDM).

4.2 Keterangan mengenai pengiriman bungkusan pos/ *courier* yang dibekalkan oleh JKDM dan Pos Malaysia Berhad.

4.3 Penyata dan pengikraran eksport mengenai *bunkers* dan *stores* yang dibekalkan kepada kapal laut dan kapal terbang yang dikeluarkan/ diluluskan oleh JKDM, Penerbangan Malaysia Berhad (MAB) dan syarikat-syarikat petroleum.

- 4.4 Penyata penjualan barangan yang dibekalkan oleh pengusaha-pengusaha kedai bebas cukai.
- 4.5 Penyata jualan dan belian elektrik yang dikeluarkan oleh syarikat pengeluar tenaga.

5. KONSEP DAN DEFINISI

- 5.1 Berkuatkuasa dari bulan rujukan **Januari 2012**, konsep dan definisi yang digunapakai untuk menyusun perangkaan ini berdasarkan ***International Merchandise Trade Statistics: Concepts and Definitions 2010 (IMTS 2010)*** yang dikeluarkan oleh Pertubuhan Bangsa-Bangsa Bersatu.

5.2 Import

Sesuatu barang dianggap sebagai import apabila ianya dibawa **masuk** ke Sarawak, sama ada terus ataupun disimpan di gudang-gudang yang dikawal tanpa mengira sama ada barang tersebut adalah untuk kegunaan sendiri, diproses, digunakan dalam perkilangan ataupun untuk dieksport semula ke negara lain. Ia juga diistilahkan sebagai 'import umum'.

5.3 Eksport

Sesuatu barang (keluaran atau buatan tempatan atau diimport untuk dieksport semula) dianggap sebagai eksport apabila ianya dibawa **keluar** dari Sarawak. Ia juga diistilahkan sebagai 'eksport umum'.

5.4 Eksport Domestik

Sesuatu barang (keluaran atau buatan tempatan) dianggap sebagai eksport domestik apabila ianya dibawa **keluar** dari Sarawak.

5.5 Eksport Semula

Sesuatu barang dianggap sebagai eksport semula apabila ianya dibawa **keluar** dari Sarawak dalam keadaan seperti mana ianya **diimport** tanpa mengalami sebarang **perubahan rupa**. Proses membungkus semula, menyisih atau menggred tidak dikira sebagai satu proses perubahan rupa.

5.6 Imbangan Perdagangan

Imbangan perdagangan ialah perbezaan antara nilai eksport dan import. Apabila eksport melebihi import **lebih** direkodkan manakala **defisit** pula dicatatkan apabila import melebihi eksport.

6. ASAS PENILAIAN

- 6.1 **Perjanjian *World Trade Organization (WTO)* ke atas Penilaian** digunakan sebagai asas penilaian untuk semua transaksi barangan.

- 6.2 **Nilai** ditunjukkan dalam Ringgit Malaysia.
- 6.3 **Import** dinilai mengikut **c.i.f. (cost, insurance and freight - kos, insuran dan tambang)**, iaitu nilai barangan di pasaran di sempadan perangkaan/ kastam negara pengimport termasuk semua perbelanjaan insuran dan tambang semasa dalam perjalanan **tetapi** kos pemunggaan dari alat pengangkutan tidak diambil kira **kecuali** kos tersebut ditanggung sendiri oleh pengangkut.
- 6.4 **Eksport** dinilai mengikut **f.o.b. (free on board)**, iaitu nilai barangan di pasaran di sempadan perangkaan/ kastam negara pengeksport termasuk semua perbelanjaan pengangkutan ke sempadan tersebut, duti eksport dan duti lain yang perlu dibayar serta kos untuk memunggah barang ke atas alat pengangkutan **kecuali** kos terakhir itu ditanggung sendiri oleh pengangkut.

7. KLASIFIKASI BARANG DAGANGAN

- 7.1 *Harmonised Commodity Description and Coding System 2017* (HS 2017) yang juga dikenali sebagai Perintah Duti Kastam 2017 (PDK 2017) telah dilaksanakan mulai bulan rujukan April 2017 untuk memproses perangkaan perdagangan luar negeri (barangan). Klasifikasi tunggal ini menggantikan dua klasifikasi iaitu *Harmonised Commodity Description and Coding System 2012* (HS 2012) dan *ASEAN Harmonised Tariff Nomenclature 2012* (AHTN 2012) yang digunapakai daripada Januari 2013 sehingga Mac 2017. Walau bagaimanapun, pengelasan mengikut SITC Rev. 4 dengan beberapa pindaan masih digunapakai.
- 7.2 Mulai penerbitan tahun 2017 (tahun rujukan 2016), jadual baru telah dimasukkan dalam penerbitan ini iaitu Jadual 19: Eksport dan Import Mengikut Sektor (pertanian, perlombongan, pembuatan dan lain-lain). Terdapat juga beberapa perubahan kecil untuk pemilihan kod bagi eksport dan import produk/ barangan utama dan terpilih sejak penerbitan tahun 2016 (tahun rujukan 2015).
- 7.3 Selepas perbincangan dan perundingan dengan Lembaga Minyak Sawit Malaysia (MPOB), pilihan kod untuk minyak kelapa sawit dan hasil keluaran berasaskan kelapa sawit adalah berdasarkan minyak kelapa sawit tulen dan hasil keluaran berasaskan kelapa sawit serta kod-kod yang berasaskan minyak kelapa sawit dan hasil keluaran berasaskan kelapa sawit (melebihi 50 peratus).

8. VOLUM

Volum merupakan berat bersih atau ukuran lain bagi barangan itu, tidak termasuk kontena. Jika satu-satu barangan itu terdiri daripada pelbagai jenis yang mana satu unit ukuran am tidak boleh digunakan, maka hanya nilai sahaja ditunjukkan.

9. NEGARA ASAL DAN YANG DITUJU

- 9.1 **Import** dikelaskan mengikut negara asal barangan, iaitu negara di mana barangan itu dibentuk dengan lengkap seperti mana ianya diimport masuk ke Sarawak. Bagi barangan melalui Singapura, jika maklumat negara asalnya tidak dapat ditentukan, maka import berkenaan dimasukkan di bawah nilai import dari Singapura, iaitu di bawah kategori yang sama seperti barangan yang dibuat di Singapura.
- 9.2 **Import barangan terpakai** adalah dianggap berasal dari negara yang menghantarnya jikalau negara asalnya tidak dapat ditentukan.
- 9.3 **Eksport** dikelaskan mengikut negara yang dituju, iaitu negara di mana barangan itu dijangka akan digunakan; berdasarkan sejauh mana maklumat ini dapat ditentukan pada masa ianya dieksport. Bagi barangan yang dihantar dengan *optional bill of lading*, negara di mana pelabuhan pertama diketahui akan dikira sebagai negara yang dituju. Bagi barangan yang dieksport melalui Singapura, jika maklumat mengenai negara yang ditujunya tidak dapat ditentukan, maka eksport berkenaan adalah dimasukkan di bawah nilai eksport ke Singapura, iaitu di bawah kategori yang sama seperti barangan yang digunakan di Singapura.
- 9.4 Bagi **bunkers dan stores yang dibekalkan kepada kapal dan kapal terbang**, negara yang dituju ditentukan mengikut negara di mana operator kapal atau kapal terbang tersebut menetap.

10. TRANSAKSI BERNILAI RENDAH (TBR)

Semua transaksi yang bernilai 'di bawah RM2,000' untuk Sarawak diagregatkan menjadi kod umum iaitu HS: 9800000090 atau SITC: 931000990. Walau bagaimanapun, semua nilai bagi barangan terpilih diambil kira dalam perangkaan perdagangan luar negeri. Senarai barangan terpilih disenaraikan seperti di **Lampiran A**.

11. PENGECUALIAN

Barang-barang yang tidak termasuk dalam perangkaan perdagangan luar negeri adalah :

- 11.1 barangan transit, iaitu pengangkutan barangan di bawah kawalan kastam dari sebuah stesen kastam ke sebuah stesen kastam yang lain. Misalnya, pergerakan barangan dari Singapura ke Brunei melalui Sarawak dan pergerakan barangan dari sebuah zon bebas ke sebuah zon bebas yang lain di Malaysia. Barang dalam transit yang diliputi *through bills of lading/ air-way bills* juga termasuk di bawah kategori ini;
- 11.2 barangan pindah kapal, iaitu pemindahan barangan di bawah kawalan pihak yang berkuasa, dari satu alat pengangkutan yang digunakan untuk pengimportan kepada satu alat pengangkutan lain yang digunakan untuk pengeksportan **dalam** kawasan kawalan pihak

- berkuasa yang sama. Stesen ini merupakan stesen pengimportan dan juga pengeksportan. Misalnya, barangan dari Myanmar yang dibawa masuk ke kawasan Kastam Sarawak yang semata-mata bertujuan untuk dihantar ke negara ketiga (misalnya ke Hong Kong, SAR). Satu lagi contoh adalah barangan dari India yang dibawa masuk melalui Kawasan Zon Perindustrian Bebas yang semata-mata bertujuan untuk dihantar ke negara ketiga (misalnya ke Sepanyol);
- 11.3 emas (kewangan) (HS: 7108.20.00.00) dan wang kertas serta duit syiling yang sudah digunakan (HS: 4907.00.10.00);
- 11.4 barangan yang diimport dan dieksport oleh, atau bagi pihak perkhidmatan diplomatik dan Angkatan Tentera Bukan Malaysia;
- 11.5 filem wayang untuk disewa;
- 11.6 senjata tentera dan kenderaan tentera seperti kapal laut, kapal terbang dan trak serta alat ganti dan aksesori dan dokumen teknikal yang diimport atau dieksport oleh, atau bagi pihak, Angkatan Tentera Malaysia (biasanya dilaporkan di bawah HS *Chapters* 49, 84, 85, 87, 88, 89 dan 93);
- 11.7 kemasukan barangan untuk sementara waktu dan ianya tertakluk kepada pengeksportan semula dalam keadaan yang sama. Barangan ini diimport untuk tujuan tertentu dan dieksport semula dalam masa yang telah ditentukan tanpa mengalami sebarang perubahan, kecuali susut nilai yang biasa. Contohnya, binatang dan motokar bagi pertunjukan sarkas, perlumbaan, pertandingan dan pameran serta peralatan-peralatan bunyi untuk pertunjukan muzikal;
- 11.8 *barges (lash)* yang digunakan untuk mengangkut kargo dari kapal ke pantai atau sebaliknya;
- 11.9 ikan dan hasil laut lain yang mendarat terus dari laut. Ia dibawa oleh kapal laut yang berdaftar di Sarawak;
- 11.10 bekas untuk menyimpan sesuatu barang/ benda, silinder, botol dan seumpamanya yang dinyatakan sebagai 'dikembalikan' (HS: 3923.10.10.00, 3923.10.90.00, 7010.90.91.00, 7010.90.99.00, 7612.10.00.00, 7612.90.90.00 dan *sub-chapters* 7310, 7311 & 8609);
- 11.11 bekalan dan minyak yang dibekalkan kepada kapal laut dan kapal terbang yang dikendalikan oleh operator yang menetap di Malaysia (HS: 9800.00.00.94, 9800.00.00.95, 9800.00.00.96, 9800.00.00.97);
- 11.12 semua sampel, pemberian dan bahan untuk ujian atau analisa tanpa mengira nilai transaksi yang terlibat (HS: 9800.00.00.60);
- 11.13 tiket loteri dan Toto;

11.14 **disket atau CD-ROM** yang mengandungi perisian komputer dan/ atau data, dibuat mengikut pesanan, **audio dan videotapes** yang mengandungi perakaman asal dan **customised blueprints, dll**;

11.15 barangan di bawah **pajakan pengendalian (operational lease)**; dan

11.16 barangan untuk **dibaiki**.

12. KEMASKINI TERHADAP NEGARA-NEGARA KESATUAN EROPAH (E.U.)

12.1 Mulai 1 Julai 2013, E.U. juga termasuk Croatia. Oleh itu, penerbitan bagi data untuk bulan Julai 2013 dan seterusnya akan merangkumi perkembangan baru ini.

12.2 Bermula 1 Februari 2020, United Kingdom secara rasminya meninggalkan E.U. Perkembangan ini telah diambil kira di dalam penerbitan pada tahun 2021 dan seterusnya.

13. PERDAGANGAN ANTARA KAWASAN

Angka perdagangan luar negeri Sarawak **termasuk** perdagangan antara kawasan, iaitu antara Semenanjung Malaysia, Sabah dan Sarawak.

14. KEPERLUAN KERAHSIAAN

Data perdagangan telah disusun di bawah peruntukan **Statistics Act 1965 (Revised-1989)**. Akta ini mensyaratkan bahawa kandungan penyata individu adalah **sulit**. Selaras dengan peruntukan tersebut, hanya angka agregat diterbitkan.

15. PEMBUNDARAN

Jumlah-jumlah kecil, apabila dicampurkan, **mungkin** tidak bersamaan dengan jumlah besar disebabkan oleh pembundaran.

16. SIMBOL

- : Tidak boleh dikira/ Tiada transaksi
- * : Nilai kurang daripada RM500
- + : Volum kurang daripada 0.5
- x : Kurang daripada 0.05 peratus

**KOMODITI YANG DIPROSES SECARA TERPERINCI BAGI
SEMUA NILAI TRANSAKSI**

1. Barang-Barang Jualan Kedai Bebas Cukai
2. Bekalan yang Dibekalkan kepada Kapal Laut dan Kapal Terbang
3. Beras
4. Biji Koko
5. Buah-Buahan dan Kacang, Segar atau Dikeringkan
6. *Chlorofluoromethanes* (termasuk *Refrigerants*)
7. Gas
8. Getah
9. Gula, Mentah dan Ditapis
10. Ikan, Segar, Didinginkan atau Disejukbekukan
11. Jagung
12. Keluaran Petroleum
13. Kenderaan CKD/ CBU (Lama dan Baru)
14. Kiriman Bungkusan melalui Perkhidmatan Pos/ *Courier*/ Rel
15. Kopra
16. Lada (Hitam dan Putih)
17. Minyak Kelapa Sawit dan Keluarannya
18. Minyak yang Dibekalkan kepada Kapal Laut dan Kapal Terbang
19. Petroleum Mentah
20. Rokok
21. Sayur-Sayuran, Segar, Didinginkan, Disejukbekukan atau Diawet
22. Susu
23. Tembakau yang Belum Dikilangkan
24. Tepung Sagu
25. Timah
26. Udang, Segar dan Dibekukan
27. Ayam Itik Hidup
28. Telur (Ayam dan Itik)
29. Bunga Potong dan Kudup Bunga
30. Tenaga Elektrik
31. Air

EXPLANATORY NOTES

1. INTRODUCTION

The publication of Sarawak External Trade Statistics 2021 contains trade information for reference year 2020. The publication highlights the value of exports, imports and re-exports classified according to the Standard International Trade Classification, Revision 4 (SITC Rev. 4) by commodity sections, divisions and groups, country of origin and destination and selected/ major commodities.

2. OBJECTIVE

The main objective of compiling external trade statistics is to provide information on Sarawak's trade performance vis-a-vis the rest of the world in terms of volume and value of merchandise goods. The trade statistics, therefore, serve as a tool in assisting the government in formulating policies and monitoring economic performance as well as for development planning. The data can also be used by the private sector and individuals for specific purposes such as for economic projection and analysis.

3. SCOPE AND COVERAGE

3.1 *The **general trade system** of recording is adopted in compiling Sarawak external trade statistics. Under this system, the boundary of Sarawak is used as the statistical frontier. All goods entering or leaving the state (except specific exclusions mentioned in paragraph 11 below) are recorded, whether or not such goods are subject to clearance. Accordingly, goods entering or leaving customs bonded warehouses, Free Industrial Zone are recorded in the statistics.*

3.2 *Details of commercial and private ships and aircraft are also **included** in these statistics if they were imported or exported as goods purchased, sold or leased (financial) whether or not they arrived or departed under their own power.*

4. SOURCE OF DATA

4.1 *Import and export declarations (hard/ soft copy) approved by the Royal Malaysian Customs Department (RMCD).*

4.2 *Particulars on postal/ courier packages are provided by the RMCD and Pos Malaysia Berhad.*

4.3 *Statements and export declarations on bunkers and stores supplied to ships and aircraft issued/ approved by the RMCD, Malaysia Airlines Berhad (MAB) and petroleum companies.*

4.4 *Statements on goods sold are supplied by the operators of duty free shops.*

- 4.5 *Statements on the sale and purchase of electricity issued by 'power producer company'.*

5. **CONCEPTS AND DEFINITIONS**

- 5.1 *With effect from reference month **January 2012**, concepts and definitions used for the purpose of compiling these statistics are based on **International Merchandise Trade Statistics: Concepts and Definitions 2010 (IMTS 2010)** published by the United Nations.*

5.2 **Imports**

*Goods are regarded as imports when they are brought **into** Sarawak either directly or into bonded warehouses, irrespective of whether such goods are for consumption, to be processed, uses in manufacturing or subsequent re-exports to other countries. It is also termed as 'general imports'.*

5.3 **Exports**

*Goods (locally produced or manufactured or imported for subsequent re-exports) are regarded as exports when they are taken **out** of Sarawak. It is also termed as 'general exports'.*

5.4 **Domestic Exports**

*Goods (locally produced or manufactured) are regarded as domestic exports when they are taken **out** of Sarawak.*

5.5 **Re-exports**

*Goods are regarded as re-exports when they are taken **out** of Sarawak in the same form as they were **imported** without any **transformation**. Re-packing, sorting or grading processes are not considered as part of the transformation process.*

5.6 **Balance of Trade**

*The balance of trade is the difference between the value of exports and imports. When exports exceed imports it is recorded as a **surplus** while a **deficit** is registered when imports exceed exports.*

6. **BASIS OF VALUATION**

- 6.1 *The **World Trade Organization (WTO) Agreement on Valuation** is used as the basis of valuation for all transactions of goods.*

- 6.2 ***Values** are shown in Malaysian Ringgit.*

- 6.3 **Imports** are valued on a **c.i.f. (cost, insurance and freight)** basis, that is, the value of the goods in the market at the statistical/ customs frontier of the importing country, including all charges for transport and insurance whilst in transit **but** excluding the cost of unloading from the carrier **unless** it is borne by the carrier.
- 6.4 **Exports** are valued on a **f.o.b. (free on board)** basis, that is, the value of the goods in the market at the statistical/ customs frontier of the exporting country, including all costs of transporting the goods to the statistical/ customs frontier, export and other duties payable as well as the cost of loading the goods onto the carrier **unless** the latter cost is borne by the carrier.

7. CLASSIFICATION OF COMMODITIES

- 7.1 Harmonised Commodity Description and Coding System 2017 (HS 2017) also known as Customs Duties Order 2017 (PDK 2017) was implemented from reference month April 2017 for the processing of external trade statistics (merchandise). This single coding classification replaced the dual classification of commodities; Harmonised Commodity Description and Coding System 2012 (HS 2012) and ASEAN Harmonised Tariff Nomenclature 2012 (AHTN 2012) which were used from January 2013 to March 2017. However, SITC Rev.4 with some revision/ updates is still in use.
- 7.2 Starting from publication of year 2017 (reference year 2016), a new table has been included in this publication i.e. Table 19: Exports and Imports by Sectors (agriculture, mining, manufacturing and others). There are also some minor changes to the selection of codes for exports and imports of major and selected products/ commodities since the publication of year 2016 (reference year 2015).
- 7.3 After discussion and consultation with Malaysian Palm Oil Board (MPOB), the selection of codes for palm oil and palm-based products is based on pure palm oil and palm-based products as well as those codes which are predominantly palm oil and palm-based products (more than 50 per cent).

8. VOLUME

Volume, where shown, represent the net weight or other measurement of the goods exclusive of packing containers. Where a commodity item comprises different kinds of commodities for which a common unit of measurement cannot be used, only values are shown.

9. COUNTRY OF ORIGIN AND DESTINATION

- 9.1 **Imports** are classified according to the country of origin of the goods, that is the country where the goods are given the final form in which they are imported into Sarawak. For goods imported via Singapore, if information regarding the country of origin cannot be ascertained, such imports are included under the value of imports from Singapore,

that is under the same category as goods produced/ manufactured in Singapore.

- 9.2 **Imports of second-hand goods** are treated as originating from the country of consignment where the country of origin is not ascertainable.
- 9.3 **Exports** are classified according to the country of destination, that is the country where it is expected that the goods will be consumed insofar as this can be ascertained at the time of export. In the case of goods shipped on an optional bill of lading, the country of the first port declared is taken as the country of destination. For goods exported via Singapore, if information regarding the country of destination of goods is not known/ available, such exports are included under the value of exports to Singapore, that is under the same category as goods consumed in Singapore.
- 9.4 **For bunkers and stores supplied to ships and aircraft**, the country of destination is determined according to the country of residence of the operator of the ship or aircraft.

10. **LOW VALUE TRANSACTIONS (LVT)**

All single transaction with a value of 'below RM2,000' for Sarawak are aggregated into a common code i.e. HS: 9800000090 or SITC: 931000990. However, for the selected products all values are included in external trade statistics. The list of selected products are listed in **Appendix A**.

11. **EXCLUSIONS**

Classes of goods excluded from external trade statistics are:

- 11.1 transit cargo, that is goods transported under customs control from one customs office to another. Examples are the movement of goods from Singapore bound for Brunei through Sarawak and the movement of goods within Malaysia from one free trade zone to another. All goods in transit covered through bills of lading/ air-way bills are also included in this category;
- 11.2 transshipment cargo, that is goods transferred under the control of the relevant authorities from the importing means of transport to the exporting means of transport **within** the area of control of the same authorities, which is the office of **both** importation and exportation. For example, goods from Myanmar brought into the Sarawak Customs area for the sole purpose of transport to a third country (e.g. to Hong Kong, SAR). Another example is goods from India brought into the Free Industrial Zone for the sole purpose of transport to a third country (e.g. to Spain);
- 11.3 gold bullion (monetary) (HS: 7108.20.00.00) and issued currency notes and coins (HS: 4907.00.10.00);
- 11.4 goods imported and exported by, or on behalf of, diplomatic services and non-Malaysian Armed Forces;

- 11.5 *exposed cinematographic films on a rental basis;*
 - 11.6 *military weapons and military vehicles such as ships, aircraft and trucks, and parts and accessories thereof and technical documents imported or exported by, or on behalf of, the Malaysian Armed Forces (usually reported under HS Chapters 49, 84, 85, 87, 88, 89 and 93);*
 - 11.7 *temporary admission of goods subject to re-exportation in the same state. Such goods must be imported for a specific purpose and must be intended for re-exportation within a specified period without having undergone any change except normal depreciation. Examples are animals and cars for circuses, races, competitions and exhibitions and instruments/ sound equipment for musical performances;*
 - 11.8 *barges (lash) used for the transportation of cargo from vessel to shore or vice-versa;*
 - 11.9 *fish and other marine produce landed by Sarawak registered vessels direct from the sea;*
 - 11.10 *containers, cylinders, bottles, crates and the like specified as returnable (HS: 3923.10.10.00, 3923.10.90.00, 7010.90.91.00, 7010.90.99.00, 7612.10.00.00, 7612.90.90.00 and sub-chapters 7310, 7311 & 8609);*
 - 11.11 *stores and fuel supplied to ships and aircraft handled by operators of Malaysian residence (HS: 9800.00.00.94, 9800.00.00.95, 9800.00.00.96, 9800.00.00.97);*
 - 11.12 *samples, gifts and specimens for test or analysis, irrespective of value (HS: 9800.00.00.60);*
 - 11.13 *Toto and lottery tickets;*
 - 11.14 **diskettes or CD-ROMs** with stored computer software and/ or data, developed to order, **audio and videotapes** containing original recordings and **customised blueprints**, etc.;
 - 11.15 goods under **operational lease**; and
 - 11.16 goods for **repair**.
12. **UPDATE TO EUROPEAN UNION (E.U.) COUNTRIES**
- 12.1 *From 1st July 2013, the E.U. also includes Croatia. Thus, the publication with data for July 2013 onwards will incorporate this new development.*
 - 12.2 *Starting from 1st February 2020, the United Kingdom officially leaves the E.U. This development has been considered in the publication of year 2021 and onwards.*

13. **INTER-REGIONAL TRADE**

External trade data for Sarawak **include** inter-regional trade between Peninsular Malaysia, Sabah and Sarawak.

14. **CONFIDENTIALITY REQUIREMENTS**

The trade data statistics have been compiled under the provisions of the **Statistics Act 1965 (Revised-1989)**. The Act stipulates that the contents of individual returns are **confidential**. In conformity with the said stipulation, only aggregated figures are published.

15. **ROUNDING**

Sub-totals **may** not add up exactly to totals due to rounding.

16. **SYMBOLS**

- : Not computed/ No transactions
- * : Value less than RM500
- + : Volume less than 0.5
- x : Less than 0.05 per cent

**ITEMS PROCESSED AT THE DETAILED LEVEL FOR
ALL TRANSACTION VALUES**

1. *Goods Sold by Duty Free Shops*
2. *Shipstores and Aircraft Stores*
3. *Rice*
4. *Cocoa Beans*
5. *Fruits and Nuts, Fresh or Dried*
6. *Chlorofluoromethanes (including Refrigerants)*
7. *Gases*
8. *Rubber*
9. *Sugar, Raw and Refined*
10. *Fish, Fresh, Chilled or Frozen*
11. *Maize*
12. *Petroleum Products*
13. *CKD/ CBU Vehicles (Old and New)*
14. *Parcels via Postal/Courier/Rail Services*
15. *Copra*
16. *Pepper (Black and White)*
17. *Palm Oil and Products*
18. *Fuel for Ships/ Aircraft*
19. *Crude Petroleum*
20. *Cigarettes*
21. *Vegetables, Fresh, Chilled, Frozen or Simply Preserved*
22. *Milk*
23. *Tobacco, Unmanufactured*
24. *Sago Flour*
25. *Tin*
26. *Prawns, Fresh, Frozen*
27. *Live Poultry (Fowls and Ducks)*
28. *Eggs (Hens and Ducks)*
29. *Cut Flowers and Flower Buds*
30. *Electric Energy*
31. *Water*

SENARAI NEGARA MENGIKUT SUSUNAN ABJAD

*ALPHABETICAL LIST
OF COUNTRIES*



SENARAI NEGARA MENGIKUT SUSUNAN ABJAD
ALPHABETICAL LIST OF COUNTRIES

A

Afghanistan
 Albania
 Algeria
 American Samoa
 Andorra
 Angola
 Anguilla
 Antarctica
 Antigua and Barbuda
 Argentina
 Armenia
 Aruba
 Australia
 Austria
 Azerbaijan

B

Bahamas
 Bahrain
 Bangladesh
 Barbados
 Belarus
 Belgium
 Belize
 Benin
 Bermuda
 Bhutan
 Bolivia
 Bosnia-Herzegovina
 Botswana
 Bouvet Island
 Brazil
 British Indian Ocean Terr.
 British Virgin Islands
 Brunei Darussalam
 Bulgaria
 Burkina Faso
 Burundi

C

Cambodia
 Cameroon
 Canada
 Cape Verde
 Cayman Islands
 Central African Republic
 Chad

Chile
 China, People's Republic of
 Christmas Island (Ind. Ocean)
 Cocos (Keeling) Islands
 Colombia
 Comoros
 Congo
 Cook Islands
 Costa Rica
 Cote D'Ivoire
 Croatia
 Cuba
 Cyprus
 Czech Republic

D

Denmark
 Djibouti
 Dominica
 Dominican Republic

E

Ecuador
 Egypt
 El Salvador
 Equatorial Guinea
 Eritrea
 Estonia
 Eswatini
 Ethiopia

F

Falkland Island (Malvinas)
 Faroe Islands
 Fiji
 Finland
 France
 French Guiana
 French Polynesia
 French Southern Terr.

G

Gabon
 Gambia
 Georgia
 Germany, Federal Republic of
 Ghana
 Gibraltar

Greece
Greenland
Grenada
Guadeloupe
Guam
Guatemala
Guinea
Guinea-Bissau
Guyana

H

Haiti
Heard and Macdonald Islands
Honduras
Hong Kong SAR
Hungary

I

Iceland
India
Indonesia, Republic of
Iran, Islamic Rep. of
Iraq
Ireland
Italy

J

Jamaica
Japan
Jordan

K

Kazakhstan
Kenya
Kiribati
Korea, Dem. People's Rep. of
Korea, Republic of
Kuwait
Kyrgyzstan

L

Lao, People's Dem. Rep.
Latvia
Lebanon
Lesotho
Liberia
Libya
Liechtenstein
Lithuania
Luxembourg

M

Macau
Macedonia
Madagascar
Malawi
Malaysia
Maldives
Mali
Malta
Mauritania
Mauritius
Mayotte
Mexico
Micronesia, Fed. States of
Moldova, Republic of
Monaco
Mongolia, People's Rep. of
Montenegro
Montserrat
Morocco
Mozambique
Myanmar, Union of
Marshall Islands
Martinique

N

Namibia
Nauru
Nepal
Netherlands
Netherlands Antilles
New Caledonia
New Zealand
Nicaragua
Niger
Nigeria
Niue
Northern Mariana Islands
Norway
Norfolk Island

O

Oman

P

Pakistan
Palau
Palestine
Panama
Papua New Guinea

Paraguay
Peru
Philippines
Pitcairn Island
Poland
Portugal
Puerto Rico

Q

Qatar

R

Reunion Islands
Romania
Russia Federation
Rwanda

S

S. Georgia and Sandwich Isl.
Saint Lucia
Saint Vincent/Grenadines
San Marino
Sao Tome and Principe
Saudi Arabia
Senegal
Serbia
Seychelles
Sierra Leone
Singapore, Republic of
Slovakia
Slovenia
Solomon Islands
Somalia
South Africa, Republic of
Spain
Sri Lanka, Republic of
St. Helena
St. Kitts-Nevis
Sudan
Suriname
Svalbard and Jan Mayen Isl.
Sweden
Switzerland
Syrian Arab Republic

T

Taiwan
Tajikistan

Tanzania, United Rep. of
Thailand
Timor Leste
Togo
Tokelau
Tonga
Trinidad and Tobago
Tunisia
Turkey
Turkmenistan
Turks and Caicos Islands
Tuvalu

U

Uganda
Ukraine
United Arab Emirates
United Kingdom
U.S. Minor Outlying Islands
United States
United States Virgin Islands
Uruguay
Uzbekistan

V

Vanuatu
Vatican City State (Holy See)
Venezuela
Vietnam, Socialist Republic of

W

Wallis and Futuna Islands
Western Sahara
Western Samoa

Y

Yemen, Republic of

Z

Zaire, Republic of
Zambia
Zimbabwe

Other Countries, n.e.s.

Muka surat ini sengaja dibiarkan kosong.
This page is deliberately left blank.

SINGKATAN

ABBREVIATIONS



SINGKATAN ABBREVIATIONS

Bahasa Malaysia *Malaysian Language*

DLL.	Dan lain-lain	DSB.	Dan sebagainya
DRPD.	Daripada	TSTL.	Tidak disebutkan di tempat lain

Bahasa Inggeris *English Language*

ACC.	Accessories	ED.	External diameter
AGL.	Agglomerated	EG.	Example
AGR.	Agriculture, Agricultural	ELECT.	Electro, Electrical
ALUM.	Aluminium	EQUIP.	Equipment
APPL.	Appliances	ETC.	Etcetera
APP.	Apparatus	EXC.	Except
ART.	Articles	EXCL.	Excluding
AFT.	Artificial	EXD.	Exceeding
AUTO.	Automatic	E.U.	European Union
AUX.	Auxiliary		
		FAB.	Fabrics
BLDG.	Buildings	FIB.	Fibres
		FIX.	Fixtures
		FTW.	Footwear
CBU.	Completely built-up		
CHEM.	Chemicals	GEN.	General
CKD.	Completely knocked-down	GMT.	Garments
COM.	Combination		
COMMO.	Commodities	HH.	Household
CONC.	Concentrates	HRT.	Horticultural
CONTS.	Continuous		
CONT.	Containing/ Containers	IC.	Internal combustion
COT.	Cotton	ID.	Internal diameter
CPL.	Composition leather	ILM.	Illuminate
		IMPR.	Impregnated
CRD.	Crocheted	INCL.	Including
CST.	Consisting	INCORP.	Incorporating
CU. M.	Cubic metres	IND.	Industrial, Industry
C.	Centigrade	INST.	Instruments
C/SEC.	Cross-sectional	INT.	Internal
		INORG.	Inorganic
DISCONTS.	Discontinuous	IRRG.	Irregular
DVT.	Derivatives	INV.	Invalid

KNT.	Knitted	REGEN.	Regenerated
		RET.	Retail
MACH.	Machinery	RSS.	Ribbed smoked sheets
MANUF.	Manufacturing		
MAT.	Materials	SBS.	Substitutes
MAX.	Maximum	SECT.	Sections
MEAS.	Measuring	SIM.	Similar
MECH.	Mechanically	SPCL.	Special
MEDIC.	Medical	SPEC	Specific
MFD.	Manufactured	STD.	Standard
MFR.	Manufactures	STRUC.	Structures
MG.	Milligrams	SUBS.	Substances
MIN.	Minimum		
MISC.	Miscellaneous	SUPP.	Supplies
MM.	Millimetres	SWT.	Sweetened
M-MADE.	Man-made	SYNTH.	Synthetic
NAT.	Natural	TELECOM.	Telecommunication
N.E.S.	Not elsewhere specified	TEMP.	Temperature
N.E.	Not exceeding	TEXT.	Texture
		TEX.	Textile
ORG.	Organic	THICK	Thickness
O/T	Other than		
		UNMFD	Unmanufactured
PDR.	Powders		
PKT.	Packet	VEG.	Vegetables
PREFAB.	Prefabricated	VUL.	Vulcanised
PREPD.	Prepared		
PREPN.	Preparations	WT.	Weight
PRES.	Preserved	WTO	World Trade Organization
PROC.	Processing	WV.	Woven
PRODT.	Products	W/O	Without
PRO.	Produced, Production	W/N	Whether or not
PTD.	Printed		
PTG.	Printing		



BANCENSI MALAYSIA 2020

Info Lanjut : www.dosm.gov.my
www.mycensus.gov.my

